

FLEXIBLE WORKPLACE BOUNDARIES


A study of added value of flexible office accommodation boundaries in organizations.




Sanjana Habib
4743881

Contents


 Introduction

 Problem statement

 Research methods

 Analysis

 Findings

 Conclusion

 Discussion

Contents



Introduction



Problem statement



Research methods



Analysis



Findings

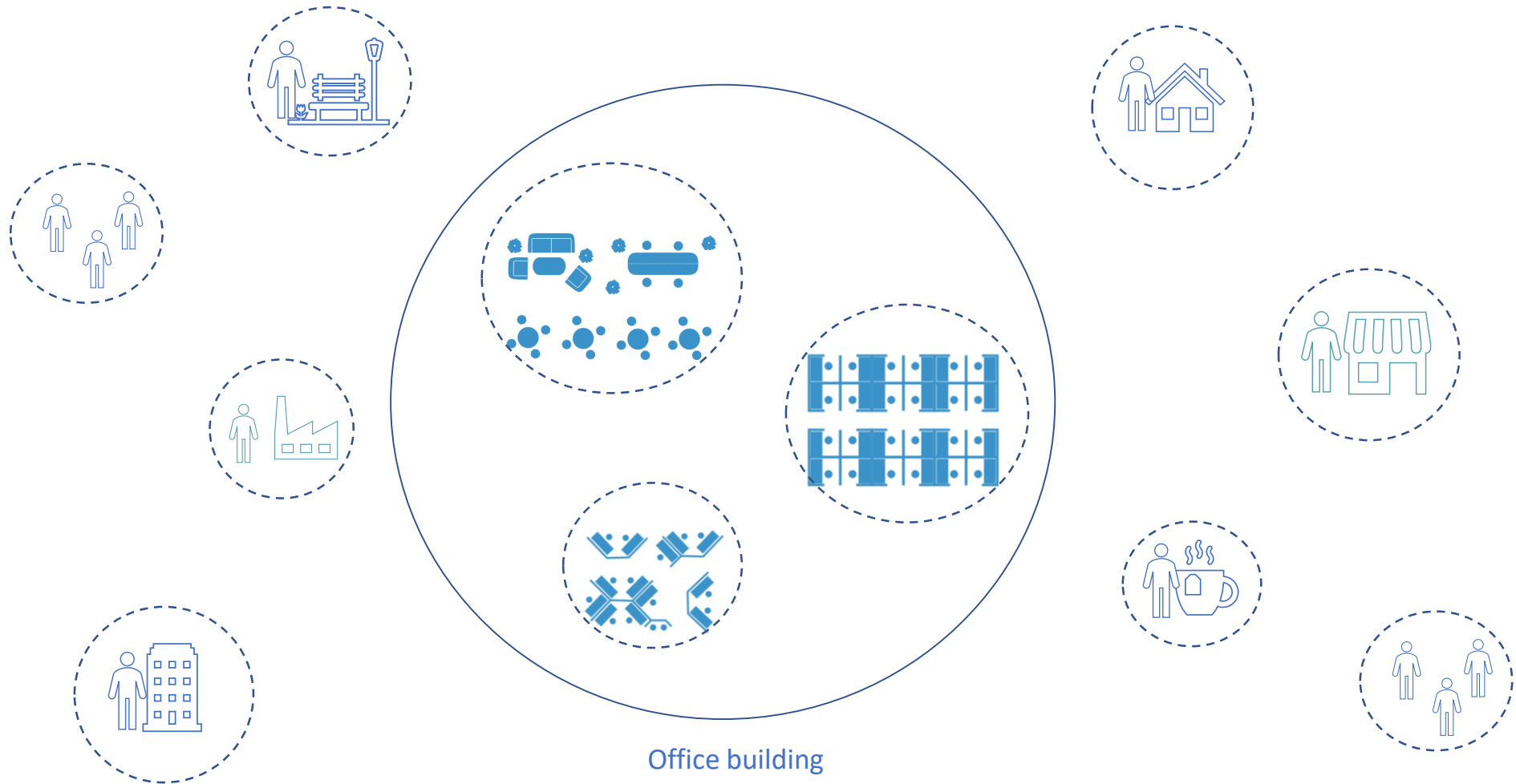


Conclusion



Discussion

Introduction



Office building



1980's



1990's



2000-2010



Introduction



optimizing the
workplace



reduced costs



enhancing the
collaboration



increase in agility
of employees,



increase in social
interaction and



enhanced user
experience



lack of privacy



Lack of hygiene



Difficulty in
accessing colleagues




lack of social
cohesion

(CoWork, 2018) (Van der Voordt & Jensen, 2017).

Contents

 Introduction

 **Problem statement**

 Research methods

 Analysis

 Findings

 Conclusion

 Discussion




Problem statement

'Although the flexible workplace environment is gaining popularity among organizations, but the actual benefits or the added value of this flexibility is not known.'

The theories of corporate real estate management on flexibility can help identify and measure the added value of the flexible workplace.




Problem statement



Societal relevance

- Contributes to sustainability.
- Reduced CO₂ emissions.
- Improved well-being of people.



Scientific relevance

- Scientific link.
- Benefits in further researches.
- Technology to enhance workplaces.

(Clarke & Holdsworth, 2017) (Wessels 2017).



Problem statement

Main Question:


Does flexibility in workplace boundaries add value to the organizations?

1. What was the purpose of boundaries at workplace and how are the new flexible boundaries classified?
2. What are criteria used in the literature of CREM to measure the added value of flexibility?
3. Which are the most crucial added values considered by organizations and how is it valued within organizations in practice?
4. What are some of the challenges and risks of adopting flexible boundaries and how are these risks been mitigated by the organizations?
5. What are the factors that influence the success of flexible boundaries?

Contents

 Introduction

 Problem statement

 **Research methods**

 Analysis

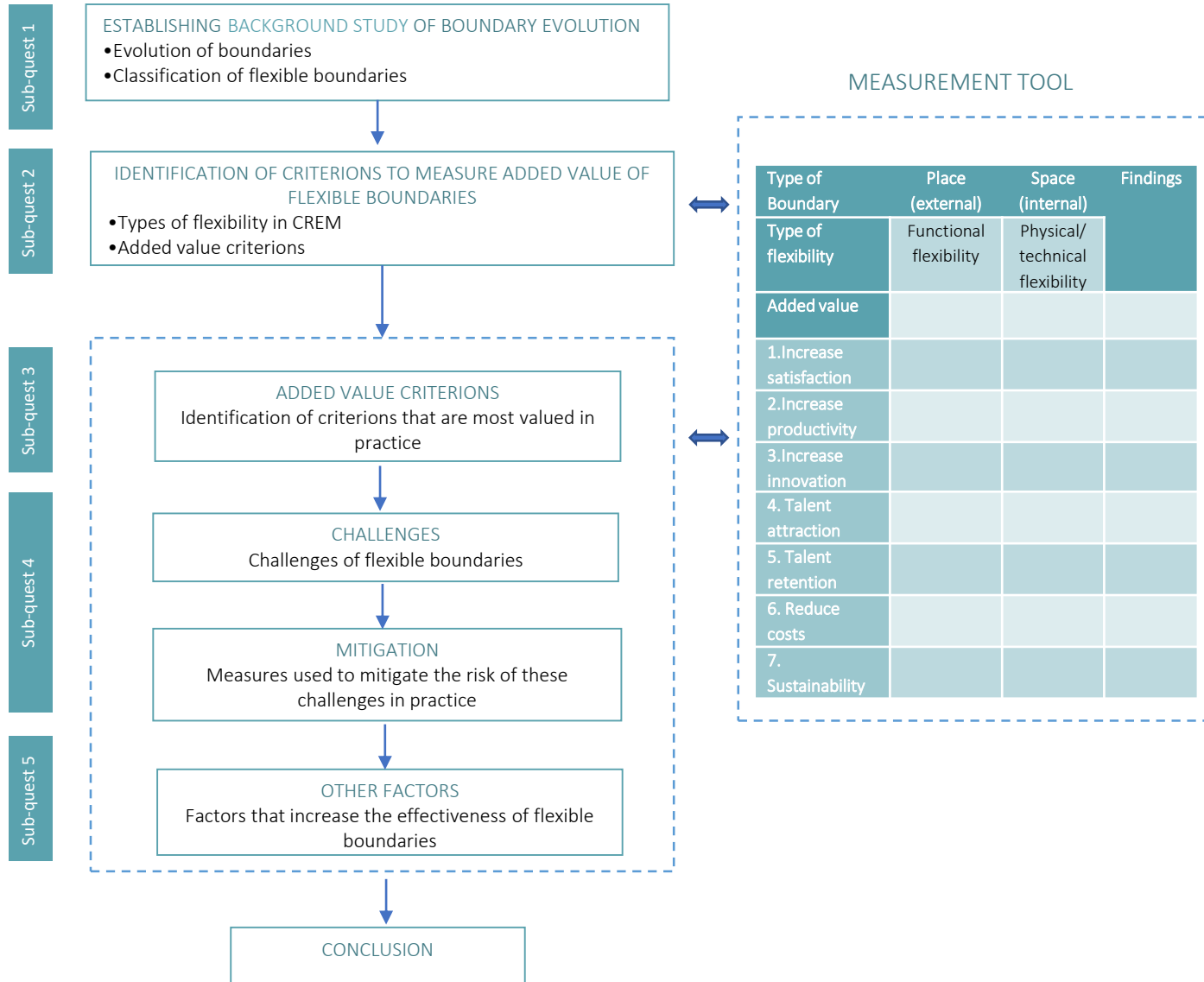
 Findings

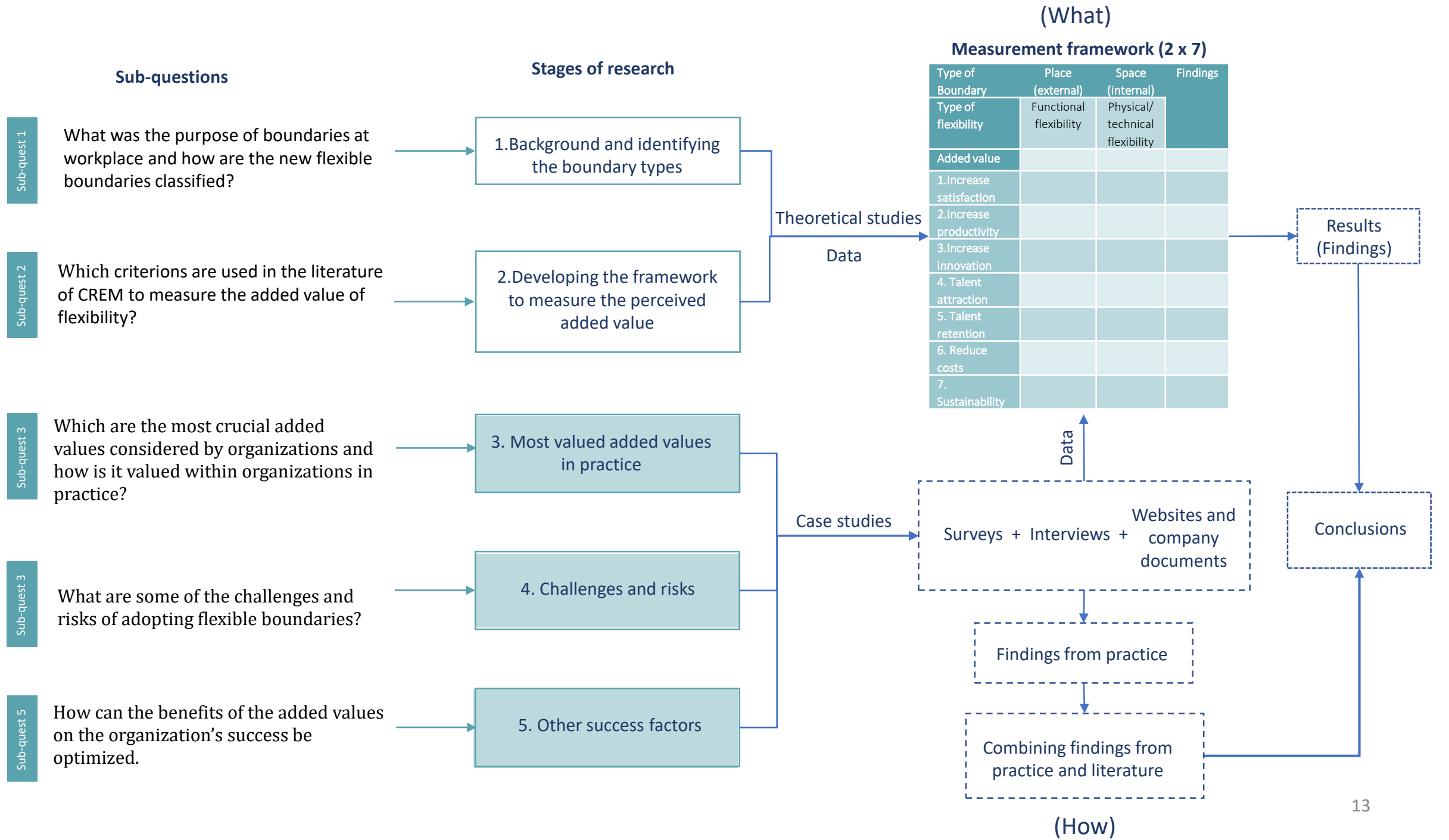
 Conclusion

 Discussion



Research methods







Research methods

Theoretical research

Sub question 1

Sub question 2



Literature study

Insights on Flexibility with CREM, Evolution of workplace and the Variables are identified to measure the added value.

Empirical research

Sub question 3

Sub question 4

Sub question 5



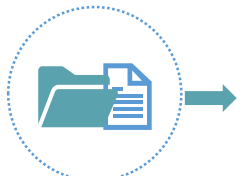
Interviews

- Semi-structured interviews conducted with professionals.
- To get insights on benefits, challenges and risks.



Surveys

- Structured questionnaire with mix of open and closed question.
- Data was collected to get insights from user perspective on impacts of flexible boundaries.



Observation

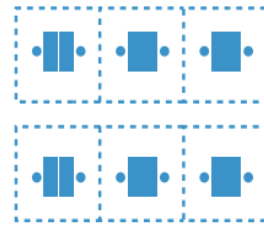
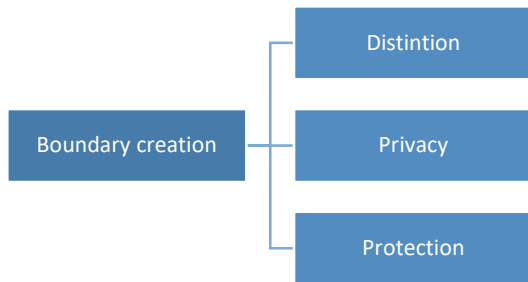
- Company documents and sites are referred for data relating to background information of organization.
- Onsite observations are made regarding the workplace design, zoning and structure of the organization.

Primary data

Secondary data



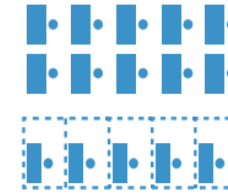
Theoretical study



Original



Taylorist early 1900s



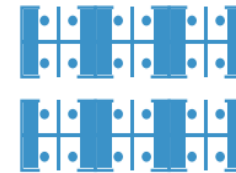
Corporate America 1950s



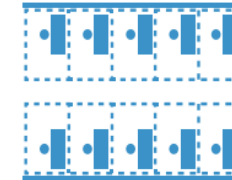
Bürolandschaft early 1960s



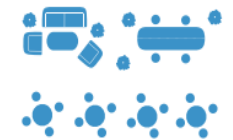
Action Office 1968



Cubicle Farm 1980s



Cells



Casual

(Beals, A. 2012)

(Zerella et al., 2017)

(Liu et al., 2012).



Theoretical study

Boundaries of PLACE

Distributed workplace

Mobile working

Agile working

Home office

Public space



Boundaries of SPACE

Open layout office

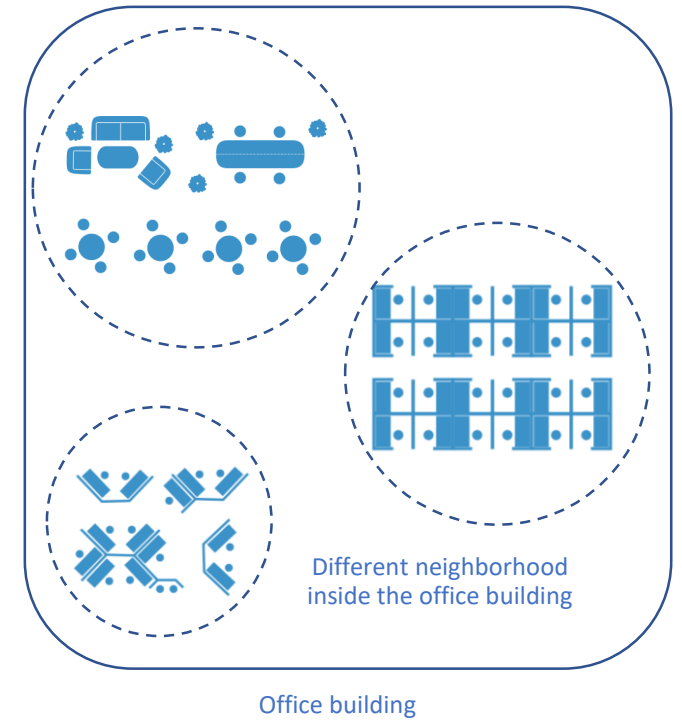
Collaborative spaces

Co-working spaces

Non-territorial office

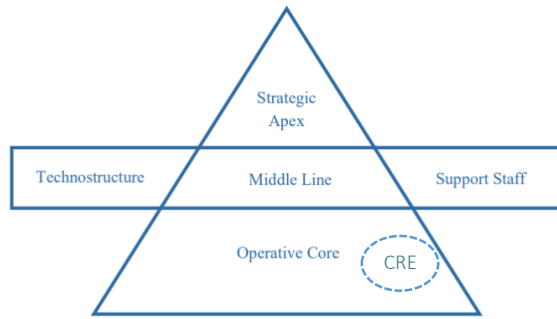
Hot-desking

Activity based working





Theoretical study



Structure of organization based on Mintzberg (1989)

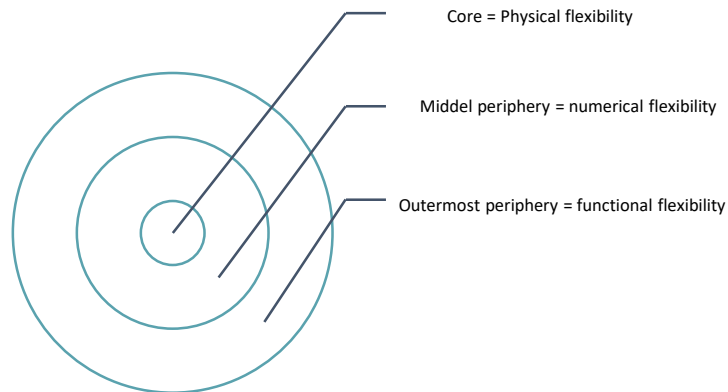


Illustration the relationship between portfolio level and flexibility (Gibson and Lizieri 1999).

Boundaries (Chapter 3.4)	Kind of shift due to flexibility (Chapter 3.4)	Examples	Type of flexibility (Chapter 3.6)
Place (External boundaries) (Vos, Meel, Dijcks, & Technische Universiteit Delft. Department of Real Estate & Project Management., 2000)	Central to dispersed locations	<ul style="list-style-type: none"> Distributed workplace Mobile working (Duffy, Laing, & Crisp, 1992) (Watad, 1999).	Functional flexibility (De Jonge Den Heijer., 2004) (Virginia Gibson, 2001) (De Jonge Den Heijer., 2004)
Space (Internal boundaries) (Vos et al., 2000)	Closed layouts to more open layouts Personal to shared	<ul style="list-style-type: none"> Open-office layout Non-territorial workplace. Hot-desking. (Brunia & Hartjes-Gosselink, 2009)	Physical/ technical flexibility (Virginia Gibson, 2001) (De Jonge Den Heijer., 2004)

Relationship of components from the theoretical research.

“the alignment of the real estate portfolio of a corporation or public authority to the needs of the core business, in order to obtain maximum **added value** for the business and to contribute optimally to the overall performance of the organization”

(G. Dewulf et al., 2000).

Added value = Benefits – Sacrifices as perceived by customers

(Nourse & Roulac, 1993)	(Bradley, 2002)	(Lindholm, 2008)	(de Vries et al., 2008)	(Heijer, 2011)	(Jensen et al., 2012)
1993	2002	2008	2008	2011	2012
Promoting HRM objectives	Stakeholder perception (employee satisfaction)	Increasing employee satisfaction	Increasing satisfaction	Supporting user activities	Satisfaction
Capturing real estate value creation of business	Financial health	Increasing the value of assets	Expanding funding possibilities	Increasing real estate value	—
Flexibility	Organizational development	Increasing flexibility	Enhancing flexibility	Increasing flexibility	Adaptation
Facilitating managerial process and knowledge work	—	—	Improving culture	Supporting Culture and stimulating collaboration	Culture
Promoting marketing message	—	Promoting marketing and sales	Supporting image	Supporting image	—
Facilitating and controlling production, operation and, service delivery	—	—	Controlling risks	Controlling risk	Reliability
—	—	Increasing innovation	—	Stimulating innovation	—
—	Productivity	Increasing productivity	Increasing productivity	Supporting user activities	Productivity
—	Environmental responsibility	—	—	Reducing the footprint	Environmental
Occupancy cost minimization	Cost efficiency	Reducing costs	Cost reduction	Decreasing costs	Cost



Theoretical study



1. Increase satisfaction

(Nourse & Roulac, 1993)



2. Increase productivity

(Bradley, 2002)



3. Increase innovation

(de Vries et al., 2008)



4. Talent attraction

(Heijer, 2011)



5. Talent retention

(Jensen, Voordt, & Coenen, 2012)

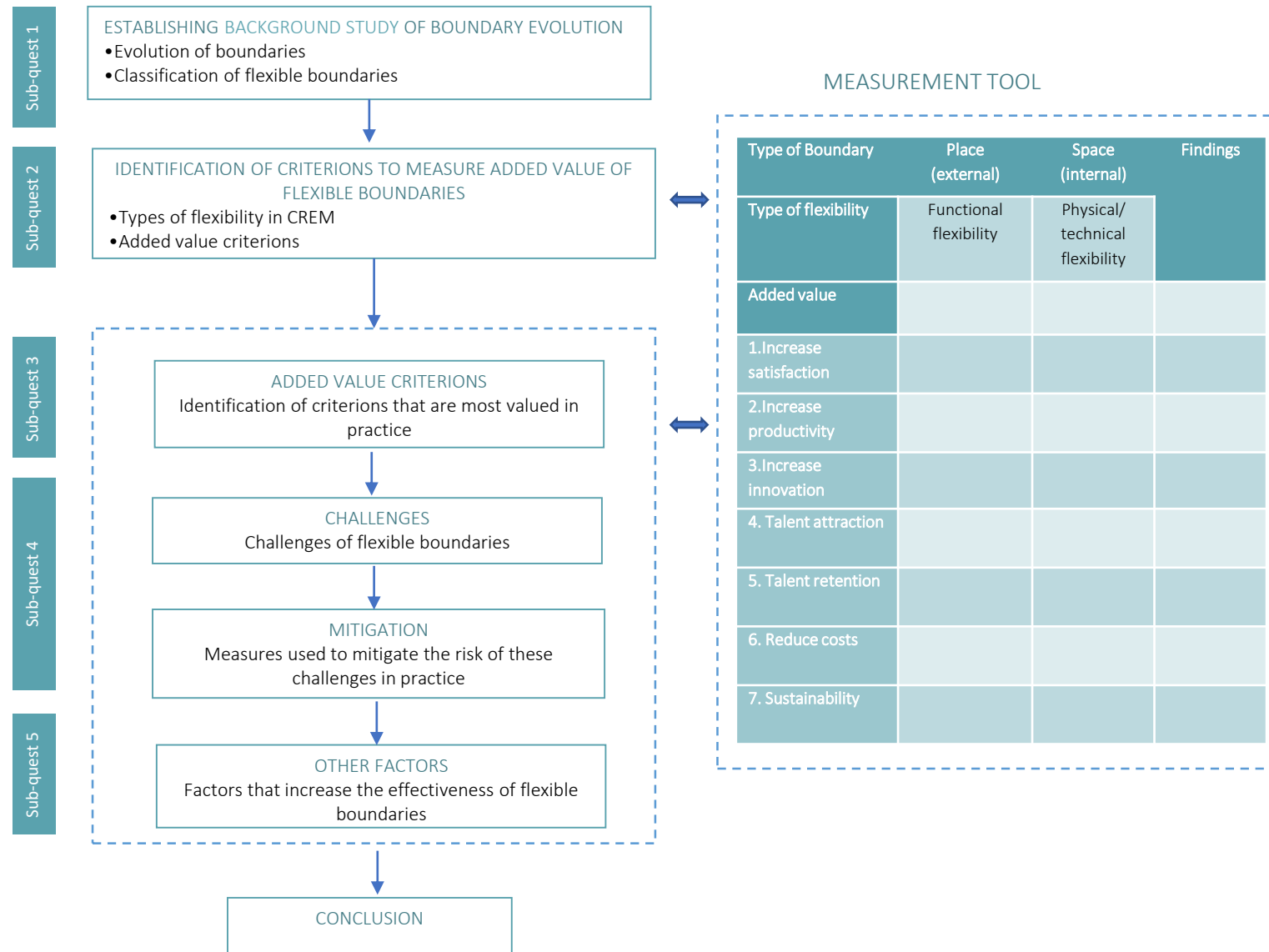


6. Reduce costs

(Lindholm, 2008)



7. Sustainability





Case study

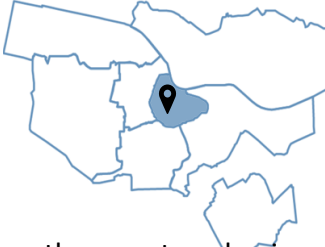



PWC



JLL



Overview of selected cases

Company name	JLL (Jones Lang LaSalle)	PwC (PricewaterhouseCoopers)
Industry	Real estate	Professional services
Founded	1999 (Jones Lang LaSalle)	1998 (PricewaterhouseCoopers)
Headquarters	Aon Center in Chicago,	London, United Kingdom
Area served	Worldwide	Worldwide
Revenue	\$16.318 billion (2018)	US\$41.3 billion (2018)
Total Number of employees	88,000 (2019)	250,930 (2018)
Number of employees in Netherlands	400	5000
Number of employees in Amsterdam office	Approx. 200	
Interview and Case study location	<p>Amsterdam, Netherlands.</p>  <p>Located in the center business district of Amsterdam, within walking distance from the railway station.</p>	<p>Amsterdam, Netherlands</p>  <p>Located in Amsterdam Nieuw-West the westernmost neighborhoods of the city. The office premises consist of tall high-rise buildings within their campus.</p>
Building type	High-rise, 8 th and 9 th floor. 	Own company campus 
Type of flexibility offered.	Flexibility of place (remote working) Flexibility of space (Non-assigned desks)	Flexibility of place (remote working) Flexibility of space (Non-assigned desks)
Company culture	JLL believes strongly believe in teamwork, ethics and excellence.	The core to the business is how the firm values and promotes “difference by building an environment where everyone can be themselves



Case study

PwC



Office Features

- Transformed traditional cellular office spaces into an innovative open and generic environment.
- Design focus was based on housing concept for activity based working
- Each floor consists working zones that support and facilitate collaborative, communicative and concentrative tasks.
- Mix of spaces
- Freedom to choose workplaces that suits accordingly



Case study

Office Features

- The design concept is based on 'the city within'. Just like the city the JLL office consists of several neighbors and areas for various activities.
- Mix of spaces
- The office has various informal and formal areas.
- The goal of the workplace is that it should facilitate all the needs of all the different departments within their organization and encourage collaboration between the departments.

JLL



Contents

 Introduction

 Problem statement

 Research methods

 **Analysis**

 Findings

 Conclusion

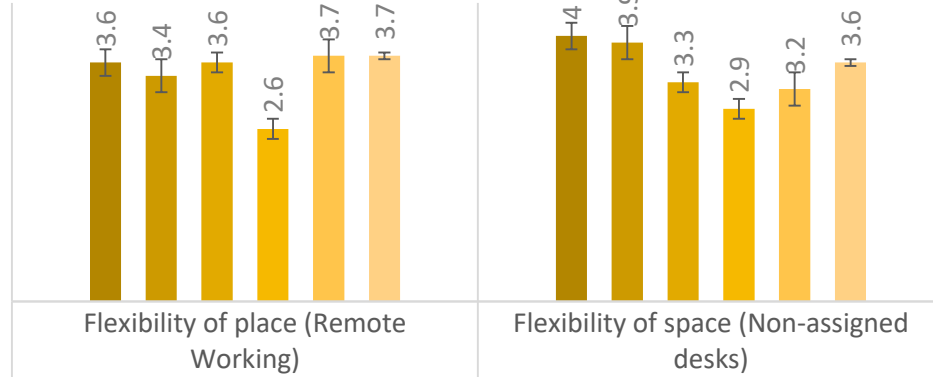
 Discussion



Key findings from survey

SURVEY RESPONDENTS AVEARGES AT PWC

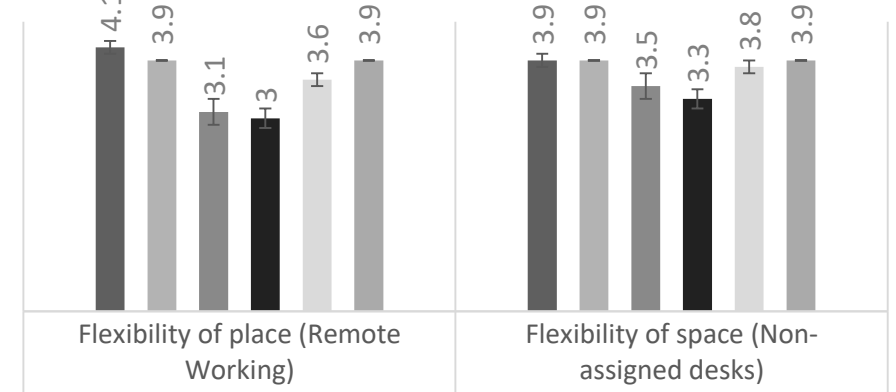
LEVEL TO WHICH THEY AGREE
1-STRONGLY DISAGREE TO 5-STRONGLY AGREE



■ Satisfaction	3.6	4
■ Productivity	3.4	3.9
■ Innovation	3.6	3.3
■ Attraction	2.6	2.9
■ Retention	3.7	3.2
■ Overall impact	3.7	3.6

SURVEY RESPONDENTS AVEARGES AT JLL


















LEVEL TO WHICH THEY AGREE
1-STRONGLY DISAGREE TO 5-STRONGLY AGREE






■ Satisfaction	4.1	3.9
■ Productivity	3.9	3.9
■ Innovation	3.1	3.5
■ Attraction	3	3.3
■ Retention	3.6	3.8
■ Overall impact	3.9	3.9

- Increased satisfaction and retention due to better work-life balance.
- Not necessarily increases productivity in remote working due to the fact that nowadays most organizations provide flexibility.
- But increased in ABW due to increased collaboration.
- Employees not aware of the flexible arrangements before joining.

- Increased satisfaction and retention due to better work-life balance.
- Increased productivity as the respondents felt that reduced travel time added to the extra work hours and plus some job profiles could work more closely with their clients.
- Employees not aware of the flexible arrangements before joining.

Added Value	Performance indicator		Changes in added value				Changes in added value	
	Interviews and Observation made by the organization.	Employee survey (out of 12 respondents)			Interviews and Observation made by the organization.	Employee survey (out of 12 respondents)		
Increased satisfaction 	<ul style="list-style-type: none"> Employees have the autonomy to choose the workplace. Difficulty in finding space. 	<ul style="list-style-type: none"> Positive response for both. 		Increased the added value	<ul style="list-style-type: none"> Stability in management. Increased performance. Potential disruption due to distraction. 	<ul style="list-style-type: none"> High positive response for both 		Increased
Increased productivity 	<ul style="list-style-type: none"> Increase in effectiveness. Increase in transparency. More motivated to work. Some initial difficulty in collaboration. Delay in works. 	<ul style="list-style-type: none"> Neutral response for *RW. Positive response for +ABW 		Positive Impact. Initially the productivity was decreased but has been increasing after adopting suitable measures	<ul style="list-style-type: none"> Employee well-being 	<ul style="list-style-type: none"> Positive response for both 		Increased
Increased innovation 	<ul style="list-style-type: none"> Increased creativity within the advisory department due to collaboration and interaction. 	<ul style="list-style-type: none"> Positive response for *RW. Neutral response for +ABW 		Positive impact on creativity.	<ul style="list-style-type: none"> Increase in creativity. 	<ul style="list-style-type: none"> Positive response for soft flexibility and neutral for RW* 		Increased
Talent Attraction 	<ul style="list-style-type: none"> Increased image. Workplace matching the requirement of young talent. 	<ul style="list-style-type: none"> Negative response for both. 		Negative impact. As the objective of organization to implement this measure is not met.	<ul style="list-style-type: none"> Continuity of reputation. 	<ul style="list-style-type: none"> Neutral response 		Neutral
Talent Retention 	<ul style="list-style-type: none"> Increased well-being among and therefore continue to work. 	<ul style="list-style-type: none"> Positive response for *RW. Neutral response for +ABW. 		Neutral impact.	<ul style="list-style-type: none"> Increased well-being among and therefore continue to work. Trust of employee on organization (all the way up to the value chain.) 	<ul style="list-style-type: none"> High positive response 		Increased
Costs 	<ul style="list-style-type: none"> Initial investment sensors More space utilization 	**NA		Neutral Impact.	<ul style="list-style-type: none"> Less requirement of furniture. 	<ul style="list-style-type: none"> NA 		Increased
Sustainability 	<ul style="list-style-type: none"> Reduced traveling Less space occupied 	**NA		Positive Impact.	<ul style="list-style-type: none"> Reduced traveling Less space occupied 	<ul style="list-style-type: none"> NA 		Increased

The added values of flexible boundaries measurement tool

 Positive response
  Negative response
  Neutral response
 *RW- Remote working +ABW- Activity-based working **NA- Not applicable.

Contents

 Introduction

 Problem statement

 Research methods

 Analysis

 Findings

 Conclusion

 Discussion



Findings

Most valued criteria by organizations



1. Increase satisfaction



2. Increase productivity



3. Increase innovation



4. Talent attraction



5. Talent retention



6. Reduce costs









7. Sustainability



Findings

Challenges, risks and risk mitigation

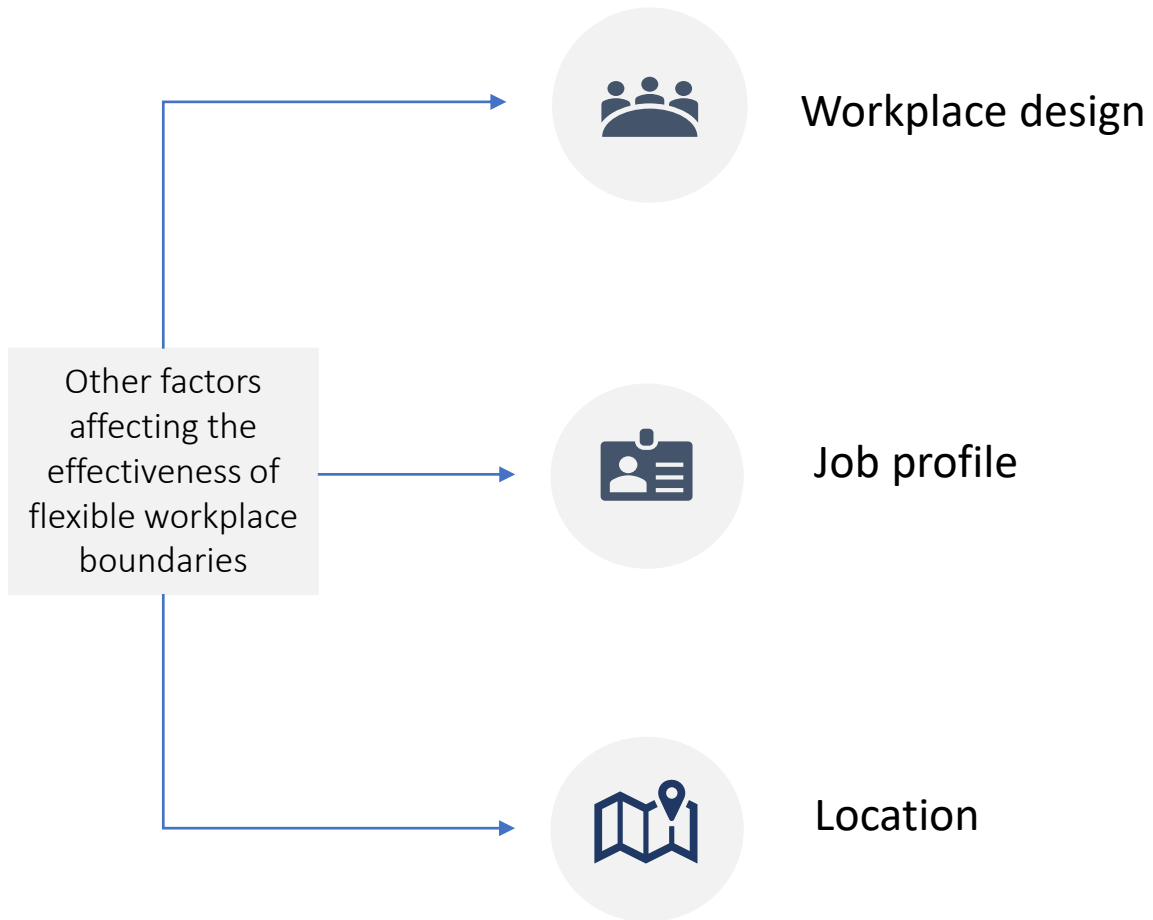
Key Challenges	Key Risks	Potential impacts of the risks	Key measures to mitigate the risks
Keeping track on work performance 	<ul style="list-style-type: none">Poor employee performance due distraction.	<ul style="list-style-type: none">Financial and reputational risk.Sub-standard service delivery and offerings.	TRUST (Duty to maintain Trust) 
Locating spaces to work in non-assigned desks. 	<ul style="list-style-type: none">Delay in performance.Disruption of work.	<ul style="list-style-type: none">Financial and reputational risk.Sub-standard service delivery and offerings.	TECHNOLOGY (used as enabler to locate spaces) 
Reduced collaboration 	<ul style="list-style-type: none">Stressful environment.	<ul style="list-style-type: none">Inability to perform tasks.	TIME 

Key findings from interviews

- Measuring the productivity is a challenge, which could be done by encouraging employees to provide consistent track record
- Trust is another important factor for optimizing the flexibility to work away from office boundaries.
- Technology acted as an enabler to achieve smooth operation of the flexibility.
- There might be initial negative impact on productivity due to stress. Which might reduce overtime.



Findings

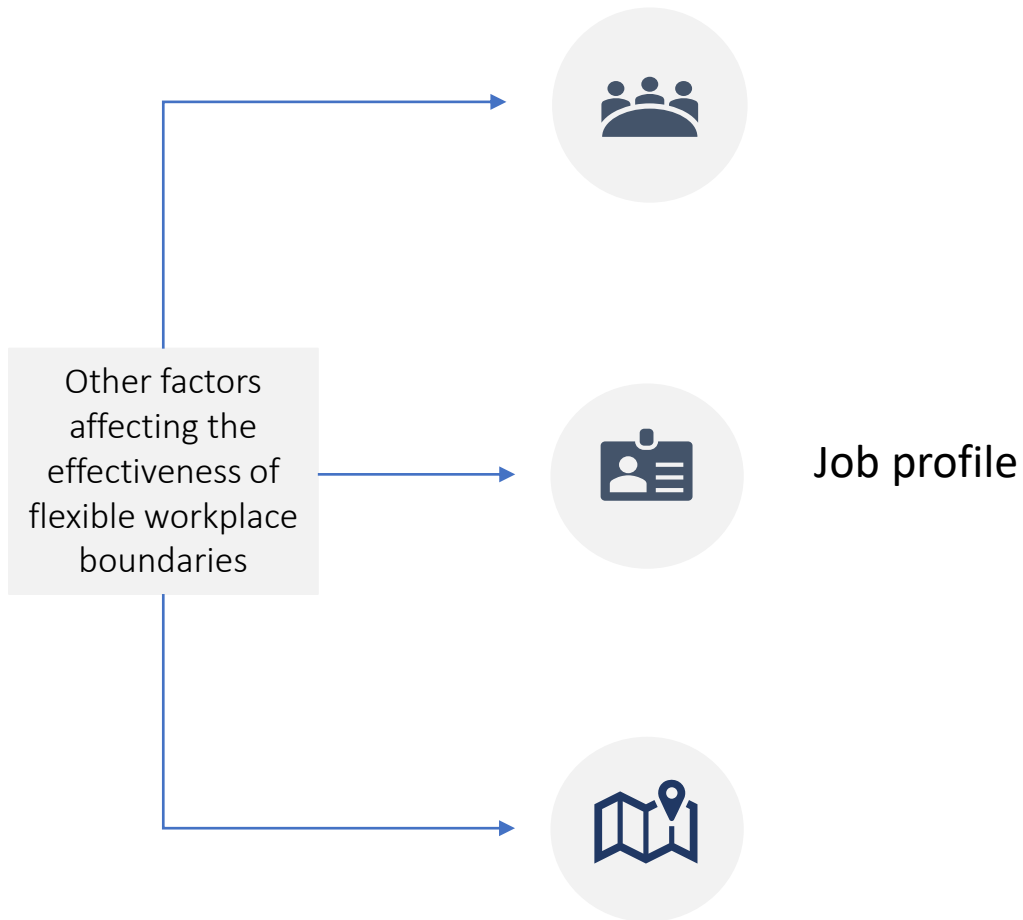


- The workplace design should be given importance to openness and collaboration (Hua et al., 2010).
- In both cases, the workplace design consisted of formal and informal zones, with large open spaces to increase the collaboration.



Findings

- Strategic department roles required internal flexibility
- Departments requiring on-site or closely working with clients required the external flexibility.

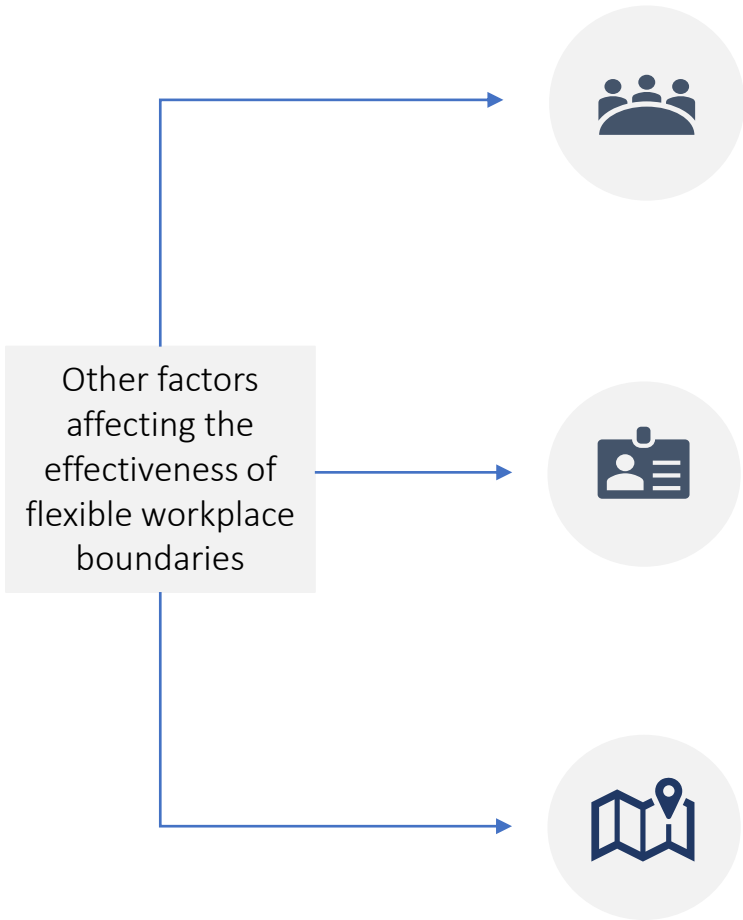


Department	Requirement.	Flexibility offered
Tax and law	-Spaces that provide ability to concentrate.	- Activity based working (Flexibility of space).
Advisory department	-spaces that provide the ability to collaborate.	- Activity based working (Flexibility of space).
Insurance division	-ability to work away from office.	- Remote working (Flexibility of place).
JLL		
Strategic consultancy	-spaces that provide the ability to collaborate.	- Activity based working (Flexibility of space). - Remote working (Flexibility of place).
Brokerage and agency	-ability to work away from office.	- Remote working (Flexibility of place).
Information technology	-Spaces that provide ability to concentrate.	- Activity based working (Flexibility of space). - Remote working (Flexibility of place).
HR	-required to be present at specific locations.	-nil

Flexibility requirement as per the different service line.

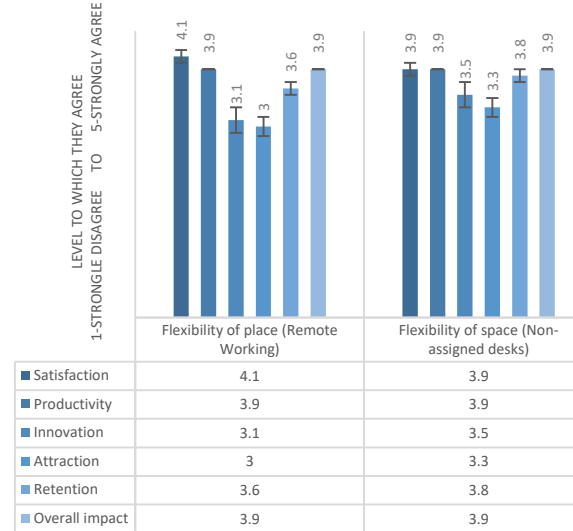


Findings

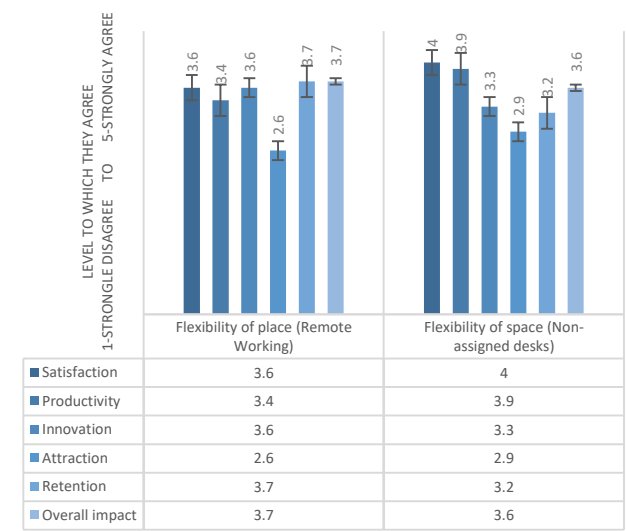


Location

SURVEY RESPONDENTS AVEARGES AT JLL










SURVEY RESPONDENTS AVEARGES AT PWC



- Company located in CBD – Employees preferred to work remotely.
- Company located in outer edge of city – Preference for remote working relatively low

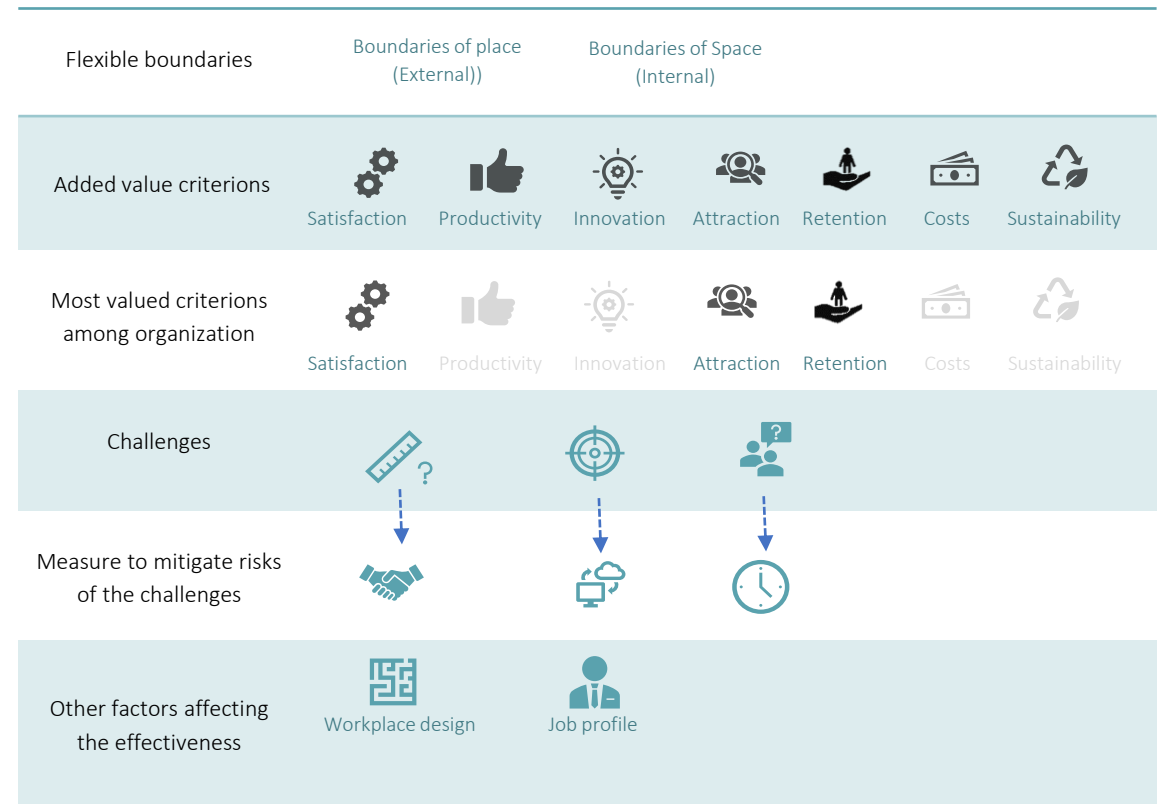
Contents

-  Introduction
-  Problem statement
-  Research methods
-  Analysis
-  Findings
-  **Conclusion**
-  Discussion

Main question:

Does flexibility in workplace boundaries add value to the organizations?

- Added value to the organizations in terms of increased productivity, satisfaction and costs.
- Depends on the main objectives and core values of the organization.
- Challenges - difficulty to monitor the progress of employees and tracking of available places.
- Challenges can be overcome by maintaining trust on both sides and with the use of technology respectively.
- The success can be enhanced by considering factors such as workplace design, job profile and location.



Contents

 Introduction

 Problem statement

 Research methods

 Analysis

 Findings

 Conclusion

 Discussion



Discussion

Limitations

- The applicability of the findings of this research limits itself to just a specific part of the office sector, namely the bigger corporates.
- Peoples perception of their ideal workplace.
- The aspect related to the well-being of employers and employees is affected by multiple other factors

Validity and generalizability of the results

- The interpretation of the literature findings can deviate from its purpose.
- The semi-structured interview resulted in lack of coherence with the results and the answers were influenced with perceptions.
- Conclusion based on own interpretation.

Thanks for Listening.

Dank je wel!