

In Silico Screening of Zeolites for High-Pressure Hydrogen Drying

Erdös, Máté; Geerdink, Daan F.; Martin-Calvo, Ana; Pidko, Evgeny A.; Van Den Broeke, Leo J.P.; Calero, Sofia; Vlugt, Thijs J.H.; Moulτος, Othonas A.

DOI

[10.1021/acsami.0c20892](https://doi.org/10.1021/acsami.0c20892)

Publication date

2021

Document Version

Final published version

Published in

ACS Applied Materials and Interfaces

Citation (APA)

Erdös, M., Geerdink, D. F., Martin-Calvo, A., Pidko, E. A., Van Den Broeke, L. J. P., Calero, S., Vlugt, T. J. H., & Moulτος, O. A. (2021). In Silico Screening of Zeolites for High-Pressure Hydrogen Drying. *ACS Applied Materials and Interfaces*, 13(7), 8383–8394. <https://doi.org/10.1021/acsami.0c20892>

Important note

To cite this publication, please use the final published version (if applicable).
Please check the document version above.

Copyright

Other than for strictly personal use, it is not permitted to download, forward or distribute the text or part of it, without the consent of the author(s) and/or copyright holder(s), unless the work is under an open content license such as Creative Commons.

Takedown policy

Please contact us and provide details if you believe this document breaches copyrights.
We will remove access to the work immediately and investigate your claim.

In Silico Screening of Zeolites for High-Pressure Hydrogen Drying

Máté Erdős, Daan F. Geerdink, Ana Martin-Calvo, Evgeny A. Pidko, Leo J. P. van den Broeke, Sofia Calero, Thijs J. H. Vlugt, and Othonas A. Moulτος*

Cite This: *ACS Appl. Mater. Interfaces* 2021, 13, 8383–8394

Read Online

ACCESS |


Metrics & More

Article Recommendations

Supporting Information

ABSTRACT: According to the ISO 14687-2:2019 standard, the water content of H₂ fuel for transportation and stationary applications should not exceed 5 ppm (molar). To achieve this water content, zeolites can be used as a selective adsorbent for water. In this work, a computational screening study is carried out for the first time to identify potential zeolite frameworks for the drying of high-pressure H₂ gas using Monte Carlo (MC) simulations. We show that the Si/Al ratio and adsorption selectivity have a negative correlation. 218 zeolites available in the database of the International Zeolite Association are considered in the screening. We computed the adsorption selectivity of each zeolite for water from the high-pressure H₂ gas having water content relevant to vehicular applications and near saturation. It is shown that due to the formation of water clusters, the water content in the H₂ gas has a significant effect on the selectivity of zeolites with a helium void fraction larger than 0.1. Under each operating condition, five most promising zeolites are identified based on the adsorption selectivity, the pore limiting diameter, and the volume of H₂ gas that can be dried by 1 dm³ of zeolite. It is shown that at 12.3 ppm (molar) water content, structures with helium void fractions smaller than 0.07 are preferred. The structures identified for 478 ppm (molar) water content have helium void fractions larger than 0.26. The proposed zeolites can be used to dry 400–8000 times their own volume of H₂ gas depending on the operating conditions. Our findings strongly indicate that zeolites are potential candidates for the drying of high-pressure H₂ gas.

KEYWORDS: zeolites, hydrogen drying, Monte Carlo simulation, adsorption selectivity, hydrogen gas, computational Screening



1. INTRODUCTION

The energy demand worldwide is predicted to increase by 23–31% by 2040.¹ To meet this demand while reducing carbon emissions, the composition of the world's energy mix is expected to shift toward the use of alternative energy sources in the future.¹ H₂ is considered a promising energy carrier, which can be used in fuel cells and in combustion engines.^{2–5} Currently, H₂ is mainly produced from natural gas reforming. H₂ can also be produced in a sustainable way via water electrolysis using renewable energy sources.^{6,7} Due to its low volumetric energy density, to efficiently use H₂, it has to be compressed to high-pressures, that is, 350–700 bar.^{4,8,9} Conventionally, hydrogen is compressed using mechanical compressors.^{8,10,11} The most commonly used mechanical compressor types for H₂ compression are piston, compressed air, and ionic and diaphragm compressors.⁸

In the past decade, electrochemical H₂ compressors (EHCs) have been developed^{12,13} as an alternative to mechanical compressors. Compared to mechanical compressors, EHCs do not have moving parts that can be damaged during the operation of the device.^{11,12} Additionally, due to the isothermal compression process, EHCs can be more energetically efficient compared to mechanical compressors based on adiabatic compression.¹⁰ HyET Hydrogen B.V.¹³ has developed an EHC that can compress H₂ from ambient pressures to 1000 bar in a single step.¹³ The working principle of EHC is similar to


proton-exchange membrane (PEM)-based fuel cells.¹⁴ In the EHC stack, a PEM is placed between the anode and the cathode allowing only protons to permeate from the anode to the cathode side. On the cathode, protons are reduced to molecular H₂ at elevated pressures.^{13,14} Since EHCs rely on the presence of water for the transport of protons through the PEM, the outgoing high-pressure H₂ stream has a water content that exceeds the quality requirements of the ISO 14687-2:2019 standard.¹⁵ According to this standard, the water content of H₂ fuel used in transportation and stationary applications should not exceed 5 ppm (throughout our study, mole-based ppm values are reported). This limit ensures that at high-pressures (e.g., $P > 700$ bar) and close to ambient temperatures, water remains in the gas phase preventing ice formation, upon expansion, and corrosion of the metallic parts of the storage vessel.¹⁶

Rahbari et al.¹⁷ investigated the solubility of water in H₂ at high-pressures ($P = 10$ –1000 bar) for a wide range of

Received: November 23, 2020

Accepted: January 18, 2021

Published: February 10, 2021



temperatures ($T = 283\text{--}423\text{ K}$) using molecular simulations and equation-of-state (EoS) modeling. Additionally, an overview of all available experimental data on the solubility of water in high-pressure H_2 was reported.¹⁷ It was shown that at the investigated pressure and temperature range, the equilibrium content of water in the gas phase is significantly higher than 5 ppm (molar) (i.e., ISO standard requirement¹⁵). Experimental data at high pressures ($P > 300\text{ bar}$) are only available at $T = 323\text{ K}$. The experimentally measured water content at $T = 323\text{ K}$ and $P = 1013\text{ bar}$ is 280 ppm (mole-based). At the lowest temperature ($T = 283\text{ K}$) and the highest pressure ($P = 1000\text{ bar}$) investigated in that study, the water content of the H_2 gas was computed to be 29 ppm.¹⁷ This suggests that achieving 5 ppm water content using conventional drying methods, that is, based on cooling or pressure swing, can be very energy-intensive.

As an alternative drying method, selective adsorption of water on porous materials can be considered. Porous materials such as metal–organic frameworks, activated carbons, zeolites, and so forth have been investigated for the drying of different gas streams.^{18,19} In particular, zeolites are promising candidates for the selective adsorption of water from high-pressure H_2 streams due to their high-water adsorption capacity, tuneable hydrophilicity, and high thermal stability, which ensure easy regeneration of the adsorbent upon heating.^{20,21} Zeolites are nanoporous materials consisting of tetrahedral SiO_4 and AlO_4 units connected to each other by shared oxygen atoms.²² The Al content of zeolites leads to charge imbalance, which is compensated by the presence of exchangeable nonframework cations, usually alkali or alkaline ions, located in the cavities of the framework.²² An important characteristic of zeolites is the ratio of the number of Si to Al atoms (Si/Al ratio) present in the framework, which determines the hydrophilicity of the structure.^{23–25} The pore structure of zeolites varies significantly with the different secondary building units formed by the tetrahedral units, such as four-, six-, or eight-member rings, and so forth. Based on the topology of the framework, various types of zeolites can be distinguished, which are commonly denoted with a three letter code, for example, MFI, LTA, and so forth.²⁶ The properties of zeolites, namely, the well-defined pore structure, exchangeable cations, and tuneable hydrophilicity are exploited in several fields of industry such as catalysis,^{27–29} separation technology,^{30–40} water purification,^{25,41–43} and energy storage.^{44–46} The adsorption of pure water and pure H_2 on zeolites has been studied by several research groups both by simulation^{20,47–53} and experimental techniques.^{20,48–50,52} In these studies, it was shown that depending on the Si/Al ratio of the framework, zeolites can have either high water- or H_2 -loading capacities. However, to the best of our knowledge, there is no reported work on the adsorption of binary H_2 /water mixtures at high-pressures.

In this work, as experimental data are limited, a computational screening study is carried out to identify potential zeolite frameworks for the drying of high-pressure H_2 streams. To simulate the adsorption of water/ H_2 mixtures on zeolites, force-field-based Monte Carlo (MC) simulations are performed. We show that the adsorption selectivity for water increases as the Si/Al ratio decreases. Since a high adsorption selectivity for water is desirable for the drying of high-pressure H_2 , the Al content of zeolites available in the zeolite database of the International Zeolite Association (IZA) is adjusted to obtain structures with the lowest possible Si/Al ratio while obeying the Löwenstein rule,⁵⁴ which states that the formation

of Al–O–Al bonds is prohibited in zeolites. To identify promising zeolites for the drying of high-pressure H_2 gas under conditions relevant to vehicular applications, the $\text{H}_2\text{O}/\text{H}_2$ mixture with a water content of 12.3 ppm (molar) at 875 bar and 310 K is considered in this study. The selected operating pressure is based on the conditions typically used at refueling stations for vehicles, where H_2 should be stored at $P = 875\text{ bar}$ (or higher) to be able to fuel a vehicle within 3–5 min.^{8,55} According to HyET Hydrogen B.V.,¹³ the water content of H_2 compressed to 875 bar using EHC is approximately 12.3 ppm. This water content does not correspond to the equilibrium solubility of water in H_2 gas under these conditions, but it is a representative composition of the outgoing stream from an EHC. Moreover, to obtain a better understanding of the effect of pressure and water content on the adsorption selectivity of zeolite structures, additional water/ H_2 mixtures with 12.3 and 478 ppm of water at 400 bar and 310 K are considered. The value of 478 ppm is an estimation of the equilibrium solubility of water in H_2 at 400 bar and 310 K based on the study of Rahbari et al.¹⁷ Promising zeolites for high-pressure H_2 drying are identified based on the computed adsorption selectivity for water, the pore limiting diameter (PLD), and the volume of H_2 gas that can be dried by 1 dm³ of zeolite. The proposed zeolites can be used to dry 400–8000 times their own volume of H_2 gas depending on the operating conditions. Our findings strongly indicate that zeolites with high Al content are potential candidates for the drying of high-pressure H_2 gas. To date, most types of zeolites have not been synthesized with the highest possible Al content.⁵⁶ For example, MFI-type zeolite can be synthesized with a Si/Al ratio of 9.3,⁵⁷ which is considerably higher than the theoretical minimum (Si/Al ratio = 2). Our findings indicate that the development of new synthetic pathways allowing for the creation of zeolites with a high Al content would be beneficial for high-pressure H_2 drying.

The remainder of the paper is structured as follows: in Section 2, details of the simulation methods are explained. In Section 3, the effects of Si/Al ratio, pressure, and water content on the adsorption selectivity, and the selection procedure of the most promising zeolites for high-pressure H_2 drying are reported. In Section 4, the conclusions of this study are summarized.

2. SIMULATION METHODOLOGY AND COMPUTATIONAL DETAILS

2.1. Force Fields. In all simulations, the (12-6) Lennard-Jones (LJ) potential is used for van der Waals interactions between guest–guest and guest–host. The LJ potential is truncated and shifted at 12 Å. No tail corrections are used. The force-field parameters reported by Castillo et al.²⁰ are used to model the zeolite frameworks and the interactions between water and the zeolite atoms. In that study, the guest–host force-field parameters were fitted using the rigid, five-site TIP5P/Ew⁵⁸ water model. Therefore, the TIP5P/Ew force field is used in all our simulations. In the study by Castillo et al.,²⁰ the LJ parameters for the interactions between water and the framework atoms were fitted to experimentally measured water adsorption isotherms for the LTA4A structure.²⁰ It is important to note that our choice to use these force fields was based on the fact that no transferable force fields for the simulation of adsorption of water onto Al-containing zeolites are currently available (mainly because the relevant exper-

imental data are largely lacking). To model H₂ and the interactions of H₂ with Si and O atoms of the framework, the parameters reported by Deeg et al.⁵² are used. These parameters were fitted to experimentally measured H₂ adsorption isotherms on pure Si zeolites. To the best of our knowledge, the accuracy of the fitted H₂ model for computing bulk properties was not reported. Recently, Bartolomeu and Franco⁵⁹ reported a new force field, which accurately predicts experimentally measured thermodynamic and transport properties of H₂.

In this work, we fitted the LJ parameters for the interaction of H₂ with the Al and Na⁺ atoms of the framework to an experimentally measured H₂ adsorption isotherm on the LTA4A structure⁶⁰ at $T = 77$ K and P up to 100 kPa. The calculated and experimentally measured adsorption isotherms of H₂ are shown in Figure S1 in the [Supporting Information](#). Since these simulations are performed at 77 K, the Feynman–Hibbs effective interaction potential⁶¹ is used to account for quantum effects. It can be observed that the computed isotherm is in good agreement with the experiments. Since the diffusion of adsorbates inside zeolites is an important property for separation processes, the diffusion of H₂ molecules inside the LTA4A structure is also investigated using these force-field parameters. The relevant discussion can be found in the [Supporting Information](#) along with the computed mean-squared displacement of H₂ in LTA4A as a function of time (Figure S2). For interactions between unlike interaction sites, the Lorentz–Berthelot combining rules⁶² are used. In all simulations, electrostatic interactions are described by fixed point charges. The long-range electrostatic interactions are calculated using the Ewald method with a relative precision of 10⁻⁶.⁶³ All force-field parameters are listed in Tables S1 and S2 of the [Supporting Information](#).

2.2. Simulation Details. The MC simulations for the calculation of adsorption isotherms are performed using the RASPA software package.^{64,65} The atomic positions of the zeolite structures are taken from crystallographic files (CIF) of the IZA database²⁶ implemented in the iRASPA visualization package.⁶⁶ In this database, 231 zeolite structures are included. Among these, 13 structures contain Si atoms coordinated by only three oxygen atoms instead of four. These zeolites were excluded from the screening study. The zeolite structures are considered rigid in all simulations. This is a common practice in the simulation of adsorption of small molecules onto nanoporous materials because it significantly reduces the CPU time.^{67,68} Recently, it has been shown by Krokidas et al.⁶⁹ that framework flexibility can affect the diffusion of adsorbates into zeolitic imidazolate frameworks (ZIFs), which is an important property to consider in separation processes. For small non-aromatic molecules, it has been shown that the framework flexibility of zeolites has a small effect on the adsorption properties,⁶⁷ which are the focus of this study. The Al-containing zeolites were created by randomly exchanging the Si atoms of the original zeolite structure for Al, while obeying the Löwenstein rule.⁵⁴ The Löwenstein rule⁵⁴ is an axiom of zeolite science, which is based on the general experimental observation that Al–O–Al bonds are not formed in zeolites. Zeolites obeying the Löwenstein rule are not guaranteed to be stable. In theoretical zeolites with a high Al content, Al atoms may be placed in thermodynamically unfavorable positions while still obeying the Löwenstein rule. This might prevent the synthesis of zeolite. As shown in the literature,^{70–72} the distribution of Al atoms in certain types of zeolites can affect

the adsorption properties such as adsorption loading, diffusion, and so forth. However, at very high Al contents (i.e., Si/Al ratio < 3), the effect of the distribution of Al atoms is expected to be small. The structures with the lowest possible Si/Al ratio were created using the following MC scheme: initially, half of the Si atoms are exchanged for Al (i.e., Si/Al = 1). Consequently, identical changes are carried out during which the Al atoms violating the Löwenstein rule are exchanged with randomly selected Si atoms that are connected to at least one other Si atom via an oxygen atom. If no structure obeying the Löwenstein rule is obtained after 100,000 attempts, then a new structure with one less Al atom is created (i.e., Si/Al > 1) and the exchange of Al atoms is started again. This procedure was performed until a structure obeying the Löwenstein rule is obtained. CIF files containing the obtained structures with the lowest Si/Al ratio are provided as separate files in the [Supporting Information](#).

The charge imbalance of the framework due to the presence of Al atoms is compensated by the insertion of nonframework Na⁺ cations. In principle, the nonframework cations should be placed at the experimentally measured crystallographic positions.^{73,74} However, the crystallographic positions of Na⁺ are not available for most zeolites. Therefore, in this study, the cations are randomly inserted in the framework, and their positions are equilibrated by performing simulations in the canonical (NVT) ensemble at 1000 K. Simulations are performed at $T = 1000$ K to overcome the energy barrier hindering the motion of cations due to strong electrostatic interactions with the framework. In these simulations, translation (50%) and random reinsertion (50%) trial moves are used. To obtain an equilibrated structure, 500,000 cycles are carried out. A cycle consists of as many MC steps as the number of molecules in the system. A minimum of 20 MC steps are carried out per cycle. Due to random insertions, cations may be placed in positions which should not be accessible, in the so-called pockets. The Zeo++ software package^{75,76} provides the functionality to identify pockets that should be blocked for a sphere with a certain radius (i.e., probe size). This approach was tested for LTA- and FAU-type zeolites. We observed that by using the ionic radius of Na⁺ ($r_{\text{Na}^+} = 1.16$ Å) as the probe size, the sodalite cages are blocked in both structures. Based on the reported crystallographic positions of Na⁺, the sodalite cages should be accessible for Na⁺ in FAU-type zeolite⁷⁷ but not in LTA-type zeolite.⁷⁸ This shows that by using blocking spheres, the inaccessible pockets for Na⁺ cannot be clearly identified without experimental data. Therefore, in our study, blocking spheres are only used for LTA-type zeolite in which the location of Na⁺ cations (sodalite cages) are reported experimentally. Since the kinetic diameter of water (2.65 Å) and H₂ (2.89 Å) are similar to the window size of most zeolites, for these molecules, no blocking spheres are used, in accordance with other studies.^{20,50,51}

To calculate the adsorption isotherms of H₂/water binary mixture on zeolites, MC simulations in the grand-canonical ensemble (μVT) are performed. In these simulations, the following trial moves are used for the cations: translations (50%) and random reinsertions (50%). For the H₂ and water molecules, the following trial moves are carried out: translations (20%), rotations (20%), random reinsertions (20%), and particle exchanges with the reservoir (40%). For all structures, 200,000 equilibration cycles are performed, which ensures that the equilibrium loading of the components is reached. To ensure that the equilibrium was reached, the

instantaneous adsorption loading of the components in the last 20,000 cycles of equilibration were used. For these 20,000 cycles, block averaging is used with four blocks. The overall mean and standard deviation were calculated from the block averages. The system is considered to be in equilibrium if the standard deviation is smaller than 10%. Using the equilibrated configuration, five independent simulations of 100,000 production cycles are carried out to obtain accurate ensemble averages.

In the grand-canonical ensemble, the simulation box of fixed volume (zeolite structure) is in equilibrium with a reservoir containing a fluid with a constant temperature (T) and a chemical potential (μ). In the RASPA software package,⁶⁴ the imposed chemical potential is calculated from the fugacity of the fluid. The fugacity coefficients of components are predicted by the Peng–Robinson (PR) EoS.⁷⁹ Recently, Rahbari et al.¹⁷ compared the performance of the PR EoS and MC simulations for predicting the fugacity coefficients of water and H_2 in a broad pressure range (10–1000 bar). It was shown that the PR EoS yields inaccurate fugacity coefficients at high-pressures ($P > 400$ bar), while the fugacity coefficients computed by MC simulations are in reasonable agreement with the experimentally measured data. Therefore, in our study, the fugacity coefficients of water and H_2 are calculated by performing MC simulations in the continuous fractional component NPT (CFCNPT) ensemble⁸⁰ implemented in the BRICK-CFCMC software package.⁸¹ In CFCMC simulations, special types of molecules, the so-called fractional molecules, are used. The LJ and electrostatic interactions of these molecules with the rest of the system are scaled by a parameter $\lambda \in [0, 1]$, where $\lambda = 0$ means that the fractional molecule does not interact with other molecules and $\lambda = 1$ means that the fractional molecule has the same interactions as other molecules of the same type. For calculating fugacity coefficients, it is assumed that the water is infinitely diluted in H_2 , since only a few ppm of water are present in the H_2 gas. The simulation box consists of 512 H_2 and one fractional molecule of each component which enables the calculations of the excess chemical potential that can be related to the fugacity coefficient. The detailed derivation of the relations between the fugacity coefficients and the excess chemical potential are presented elsewhere.^{17,80} The trial moves used in the CFCNPT simulations are selected with the following probabilities: 35% translations, 30% rotations, 1% volume changes, 17% λ changes, and 17% identity changes of the fractional molecule. The simulations consist of 100,000 equilibration and 500,000 production cycles. The calculated fugacity coefficients of components are shown in Table S3 of the Supporting Information. The uncertainty of ensemble averages were calculated as the standard deviation of the mean from five independent simulations.

To identify potential zeolite structures for the drying of high-pressure H_2 streams, the adsorption selectivity (S_{H_2O,H_2}) is used as a criterion. The adsorption selectivity is most commonly defined as the fraction of the component's mole fractions in the adsorbed phase. By using this definition, division by zero can occur if one of the components is not present in the adsorbed phase. Therefore, in this work, the adsorption selectivity is defined as the percentage of water adsorbed on the zeolite

$$S_{H_2O,H_2} = \frac{N_{H_2O}}{N_{H_2} + N_{H_2O}} \times 100\% \quad (1)$$

where N_{H_2O} and N_{H_2} are the number of water and H_2 molecules adsorbed per unit cell, respectively. Using this definition, the adsorption selectivity of zeolites which do not adsorb any H_2 molecules can be handled. In this case, the adsorption selectivity is 100%. The adsorption selectivities are computed for water/ H_2 mixtures with 12.3 and 478 ppm water content. The value of 478 ppm is an estimation of the equilibrium content of water in H_2 at 400 bar and 310 K based on the study of Rahbari et al.¹⁷ To the best of our knowledge, there is no available experimental data under these conditions. The solubility is estimated based on the computed solubilities reported in ref 17. In that study, the solubility of water at $T = 323, 366,$ and 423 K was reported for various water force fields, that is TIP3P,⁸² TIP4P/2005,⁸³ and TIP5P/Ew,⁵⁸ while at $T = 310$ K, the authors used only TIP3P. Since in our study, the TIP5P/Ew force field is used at $T = 310$ K, the solubility of water is estimated based on the solubilities reported with TIP3P. In particular, we assume that the ratio of solubilities computed with TIP3P and TIP5P/Ew force fields at the same pressure is independent of the temperature. Thus, the ratio of solubilities predicted with the two force fields at $T = 423$ K is calculated (i.e., ca. 0.62) and assumed to be equal with the ratio at $T = 310$ K. Using the available solubility data reported by Rahbari et al.,¹⁷ we estimate the solubility of water in H_2 at $T = 310$ K and $P = 400$ bar with the TIP5P/Ew model to be 478 ppm.

The helium void fraction (ϕ_{He}) of each zeolite is calculated using Widom's test particle insertion method⁶³ using the RASPA software package.^{64,65} In this work, the reported helium void fractions are computed for zeolites with the lowest Si/Al ratio in the presence of Na^+ cations. The geometrical properties of zeolite structures, that is, PLD, largest cavity diameter (LCD), and accessible surface area (ASA) are calculated using the Zeo++ software package.^{75,76}

3. RESULTS AND DISCUSSION

3.1. Effect of Si/Al Ratio. In Figure 1, the adsorption selectivities of FAU-, MOR-, MFI-, FER-, CHA-, and LTA-

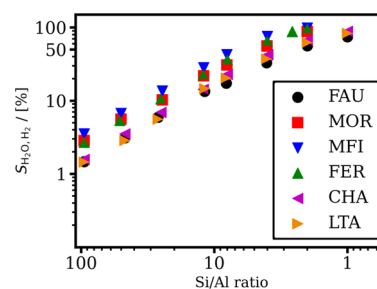


Figure 1. Adsorption selectivity of FAU-, MOR-, MFI-, FER-, CHA-, and LTA-type zeolites for water from a water/ H_2 mixture with 12.3 ppm water content as a function of the Si/Al ratio of the framework, at $P = 875$ bar and $T = 310$ K. The error bars indicate the standard deviation of the mean.

type zeolites for water are shown for a water/ H_2 mixture with 12.3 ppm water content at $P = 875$ bar and $T = 310$ K as a function of Si/Al ratio of the framework. As expected, for all structures, the adsorption selectivity increases with the decrease of the Si/Al ratio. This is due to the increasing hydrophilicity of the structure. The FAU-, CHA-, and LTA-type zeolites show preferential adsorption for water ($S_{H_2O,H_2} >$

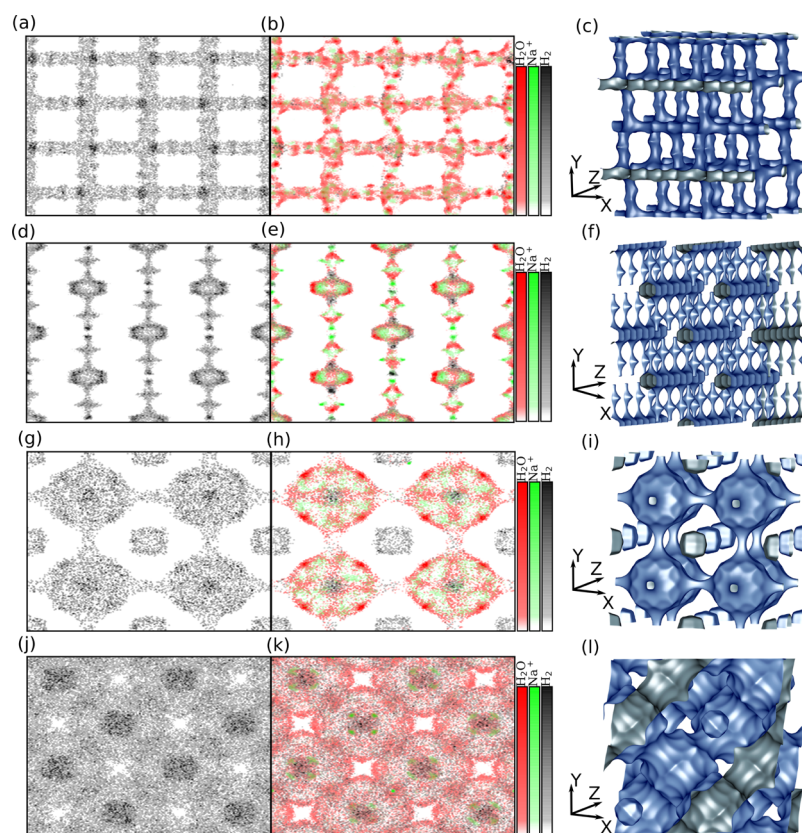


Figure 2. Normalized densities of H₂O (red), H₂ (black), and Na⁺ (green) on the *xy* plane for MFI-, MOR-, LTA-, and FAU-type zeolites without and with the maximum amount of Al atoms. (a,d,g,j) show the normalized densities for pure silicon MFI-, MOR-, LTA- and FAU-type zeolites, respectively. (b,e,h,k) show the normalized densities for MFI-, MOR-, LTA- and FAU-type zeolites with the lowest Si/Al ratio, respectively. The pore structures of (c) MFI-, (f) MOR-, (i) LTA-, and (l) FAU-type zeolites represented by the adsorption surface computed with water as a probe molecule. The simulations were carried out at $P = 875$ bar, $T = 310$ K, and $y_{\text{H}_2\text{O}} = 12.3$ ppm. The representations of the pore structures are created with the iRASPA software package.⁶⁶

50%) only for relatively high Al contents, that is, $\text{Si}/\text{Al} < 4$. Figure 1 also shows that the difference in adsorption selectivities of MFI-type zeolites that can be experimentally synthesized (i.e., $\text{Si}/\text{Al} = 9.3$ ⁵⁷) with the theoretical ones having low Si/Al ratios (>8) can be as high as 60%. This clearly indicates that the progress in the synthesis techniques of zeolites allowing for the creation of structures with high Al contents would be beneficial for high-pressure H₂ drying.

To obtain a better understanding of the adsorption mechanism, the preferred adsorption sites of water and H₂ are identified based on the computed density plots. The simulation box is divided into a 3D grid, and the number of H₂O and H₂ molecules and the number of Na⁺ cations at the grid points are calculated from 200 simulation snapshots. The number of occurrences of each species in the snapshots is summed along the *z*-axis of the grid and normalized to a [0, 1] interval. The obtained 2D grid of the normalized occurrences is referred to as the normalized density corresponding to the relative probability of finding the species at a grid point. In Figure 2a,b, the normalized densities of H₂O, H₂, and Na⁺ on MFI-type zeolite without Al and with the lowest possible Si/Al ratio, respectively, are shown on the *xy* plane for a system at $P = 875$ bar, $T = 310$ K, and $y_{\text{H}_2\text{O}} = 12.3$ ppm. MFI-type zeolites consist of straight and zig-zag channels connected via intersections. These characteristics can be identified in Figure 2c: the straight channels are perpendicular to the *xz* plane and the zigzag channels are located in the *xz* plane.²⁶ From Figure

2a (Si/Al ratio $\rightarrow \infty$), it becomes clear that practically only H₂ (black color) is adsorbed onto the zeolite. This is caused by the highly hydrophobic nature of pores due to the absence of Al atoms. As shown clearly, H₂ molecules are adsorbed onto all pores, having a slightly higher occurrence at the center of the intersection of straight and zigzag channels than at other parts of zeolite. From Figure 2b (Si/Al ratio = 2), it can be observed that practically only water molecules (red color) are adsorbed. This is expected due to the high Al content of the structure. In Figure S3 in the Supporting Information, the radial distribution functions (RDFs) are shown for the oxygen atoms of water molecules with the Na⁺ cations on MOR-, MFI-, LTA-, and FAU-type zeolites having the lowest possible Si/Al ratio. In Figures 2b and S3, it can be observed that the water molecules are preferentially adsorbed near the wall of the zeolite and around the Na⁺ cations.

In Figure 2d,e, the normalized densities of H₂O, H₂, and Na⁺ on MOR-type zeolite without Al and with the lowest possible Si/Al ratio are shown, respectively, on the *xy* plane for a system at $P = 875$ bar, $T = 310$ K, and $y_{\text{H}_2\text{O}} = 12.3$ ppm. As shown in Figure 2f, in MOR-type zeolites, two characteristic parts can be identified, that is, the large main channels formed by the 12-membered rings which are located along the *z*-axis, and the small side pockets connected to the main channels by 8-membered rings are located along the *y*-axis. As expected, on the pure Si structure (see Figure 2d), only H₂ is adsorbed because of its hydrophobic nature. H₂ molecules are adsorbed

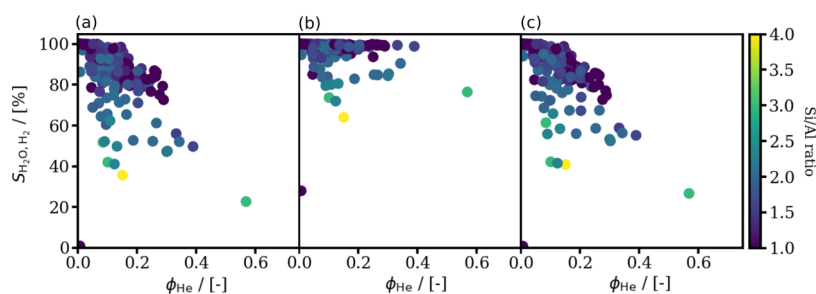


Figure 3. Computed adsorption selectivities ($S_{\text{H}_2\text{O,H}_2}$) of the 218 zeolite structures for water at (a) $P = 400$ bar, $T = 310$, and $y_{\text{H}_2\text{O}} = 12.3$ ppm; (b) $P = 400$ bar, $T = 310$, and $y_{\text{H}_2\text{O}} = 478$ ppm; and (c) $P = 875$ bar, $T = 310$, and $y_{\text{H}_2\text{O}} = 12.3$ ppm conditions as a function of helium void fraction of the structures. The helium void fractions are calculated for zeolites containing Na^+ cations using Widom's test particle insertion method.⁶³ The Si/Al ratio of each framework type is listed in Table S7 in the Supporting Information. The colors represent the Si/Al ratio of structures.

throughout the structure with a slightly higher occurrence at the walls of the main channel. As shown in Figure 2e, considerably more water than H_2 is adsorbed ($S_{\text{H}_2\text{O,H}_2} = 88\%$) on MOR-type zeolite with the lowest Si/Al ratio. The adsorbed H_2 molecules are preferentially located at the intersection of the main channel and at the 8-membered ring connecting the main channels to the side pockets. The different adsorption location of the H_2 molecules is caused by the presence of water and Na^+ cations in the structure. The water molecules are clustered around the Na^+ cations which are located at the center of the main channels and side pockets. This is further substantiated from Figure S3 in the Supporting Information in which the RDFs are shown for the oxygen atoms of water molecules with the Na^+ cations on MOR-type zeolite having the lowest Si/Al ratio.

In Figure 2g,h, the normalized densities of H_2O , H_2 , and Na^+ on LTA-type zeolite without Al and with the lowest Si/Al ratio are shown on the xy plane at $P = 875$ bar, $T = 310$ K, and $y_{\text{H}_2\text{O}} = 12.3$ ppm. As shown in Figure 2i, the LTA-type zeolite consists of small sodalite cages connected to each other by four-membered rings. The void space between the sodalite cages is called the alpha cage. The alpha cages are connected to each other by eight-membered rings and are larger than the sodalite cages. Similar to MFI- and MOR-type zeolites, only H_2 is adsorbed onto pure Si LTA-type zeolite (see Figure 2g). The H_2 molecules are adsorbed onto both the sodalite and alpha cages of the LTA-type zeolite with a preference toward the center of the alpha cage. As expected, considerably more water than H_2 is adsorbed onto the LTA-type zeolite having the lowest Si/Al ratio due to the hydrophilicity of the structure (see Figure 2h). From Figure 2h, it can be observed that H_2 is preferentially adsorbed at the center of the alpha cage and the sodalite cages. The water molecules are clustered around the Na^+ ions which are located near the center of the alpha cages. This is further substantiated in the respective RDF shown in Figure S3 in the Supporting Information.

In Figure 2j,k, the normalized densities of H_2O , H_2 , and Na^+ on FAU-type zeolite without Al and with the lowest Si/Al ratio are shown on the xy plane for a system at $P = 875$ bar, $T = 310$ K, and $y_{\text{H}_2\text{O}} = 12.3$ ppm. As shown in Figure 2l, similar to LTA-type zeolite, FAU-type zeolite consists of sodalite cages, with the difference that the cages of FAU are connected by six-membered instead of four-membered rings. The alpha cages of FAU-type zeolite are similar in size to the LTA-type zeolite but are connected to each other by 12-membered rings instead of 8-membered rings. Similar to the other investigated zeolites,

only H_2 is adsorbed onto the pure Si FAU-type zeolite (see Figure 2j). H_2 molecules have the same preferential adsorption site on the pure Si FAU-type zeolite as on LTA-type zeolite, that is, at the center of the alpha cage. As expected, considerably more water than H_2 is adsorbed onto the FAU-type zeolite with the lowest Si/Al ratio due to the hydrophilicity of the structure (see Figure 2k). From Figure 2k, it can be observed that H_2 is preferentially adsorbed at the center of the alpha cage. The water molecules are clustered around the Na^+ ions which are located around the center of the sodalite and alpha cages. This can also be concluded from the respective RDFs shown in Figure S3 in the Supporting Information.

MFI- and MOR-type zeolites can be saturated by adsorption of water around the Na^+ cations leaving no available space for the adsorption of H_2 . Due to their higher accessible volume, LTA- and FAU-type zeolites are not saturated by water, and thus, H_2 can be adsorbed at its preferential adsorption location. This shows that the presence of nonframework Na^+ cations is advantageous for the adsorption selectivity of zeolites for water. The Na^+ cations occupy a significant amount of pore space and promote the adsorption of water, which further limits the available space for the adsorption of H_2 . Therefore, for high-pressure H_2 drying, zeolites with a high Na^+ (Al) content are preferred. These findings suggest that the adsorption selectivity of Al-containing structures for water is correlated with the available free space in pores containing nonframework Na^+ cations.

3.2. Screening of Zeolites for High-Pressure H_2 Drying. In Figure 3, the computed adsorption selectivities of water ($S_{\text{H}_2\text{O,H}_2}$) for each investigated zeolite structure for 12.3 and 478 ppm water contents at $P = 400$ and 875 bar and $T = 310$ K are shown as a function of helium void fraction (ϕ_{He}). It is clear that structures with low-helium void fractions have high adsorption selectivity for water. This finding is in line with the observation that structures with less free space can be saturated with water, which is adsorbed close to the Na^+ cations hindering the adsorption of H_2 . By comparing the adsorption selectivities calculated for the water/ H_2 mixtures with 12.3 ppm water content at $P = 400$ (see Figure 3a) with the corresponding selectivities at $P = 875$ bar (see Figure 3c), the effect of fluid pressure can be observed. The average difference between the adsorption selectivities at the two pressures is ca. 2%. This means that the pressure of the gas phase has limited effect on the adsorption selectivity. The effect of water content of the H_2 gas on the adsorption selectivity can be observed in Figure 3a,b, in which the adsorption selectivities are shown for

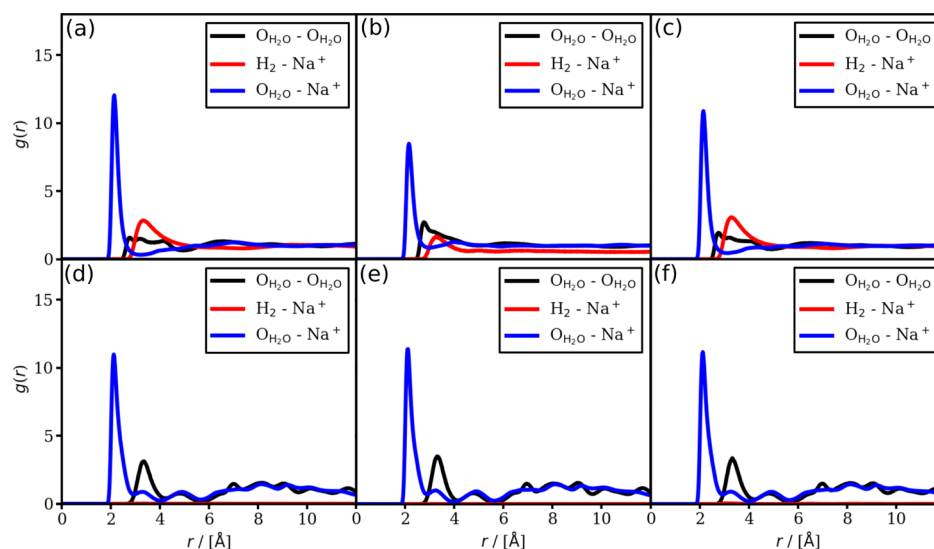


Figure 4. RDFs for the oxygen atoms of water molecules (black), H_2 molecules with Na^+ cations (red), and oxygen atoms of water molecules with Na^+ cations (blue). (a) FAU-type zeolite at $P = 400$ bar, $T = 310$ K, and $y_{\text{H}_2\text{O}} = 12.3$ ppm; (b) FAU-type zeolite at $P = 400$ bar, $T = 310$ K, and $y_{\text{H}_2\text{O}} = 478$ ppm; (c) FAU-type zeolite at $P = 875$ bar, $T = 310$ K, and $y_{\text{H}_2\text{O}} = 12.3$ ppm; (d) BSV-type zeolite at $P = 400$ bar, $T = 310$ K, and $y_{\text{H}_2\text{O}} = 12.3$ ppm; (e) BSV-type zeolite at $P = 400$ bar, $T = 310$ K, and $y_{\text{H}_2\text{O}} = 478$ ppm; and (f) BSV-type zeolite at $P = 875$ bar, $T = 310$ K, and $y_{\text{H}_2\text{O}} = 12.3$ ppm. The Si/Al ratio of BSV- and FAU-type zeolites are 1.0.

water/ H_2 mixtures with 12.3 and 478 ppm water contents at $P = 400$ bar and $T = 310$ K. The difference between the adsorption selectivities of a structure for the two water fractions can be up to 50%. For example, the adsorption selectivity of RWY-type zeolite for the mixture with 12.3 ppm water content is 27%, which corresponds to the adsorption loading of 33 H_2 and 12 water molecules per unit cell. The adsorption selectivity of the same zeolite with 478 ppm water content is 77%, which corresponds to the adsorption loading of 18 H_2 and 58 water molecules per unit cell, respectively. It can be seen that the adsorption loading of H_2 and water at $y_{\text{H}_2\text{O}} = 478$ ppm are ca. half and five times the loadings at $y_{\text{H}_2\text{O}} = 12.3$ ppm, respectively. Evidently, the effect of water content is only significant for structures with helium void fractions larger than 0.1. This is caused by the formation of water clusters in the larger pores of the structure. Water cluster formation is inhibited at low $y_{\text{H}_2\text{O}}$ since the amount of adsorbed water cannot saturate the pores. However, at high $y_{\text{H}_2\text{O}}$, sufficient number of water molecules can be adsorbed from the H_2 gas to fill the larger pores.

In Figure 4, RDFs are shown for the oxygen atoms of water molecules, H_2 molecules with Na^+ cations, and oxygen atoms of water molecules with Na^+ cations for FAU- and BSV-type zeolites with Si/Al ratio = 1 under the three operating conditions: (a,d) $P = 400$ bar and $y_{\text{H}_2\text{O}} = 12.3$ ppm, (b,e) $P = 400$ bar and $y_{\text{H}_2\text{O}} = 478$ ppm, and (c,f) $P = 875$ bar and $y_{\text{H}_2\text{O}} = 12.3$ ppm. In all cases, the water molecules are clustered around the Na^+ cations, as indicated by the strong peaks in the RDFs. From Figure 4a,c, it can be observed that the calculated RDFs are almost identical. This observation is in line with our finding presented earlier, that is, the pressure of the gas phase has a negligible effect on the selectivity of zeolite for water. By comparing the RDFs calculated for water contents of 12.3 and 478 ppm, it can be observed that water molecules are less likely to cluster around Na^+ cations and more probable to form water

clusters at a higher water content of the gas phase. This phenomenon cannot be observed for the BSV-type zeolite (Figure 4d–f), which has smaller pores than FAU-type zeolite. The RDFs calculated for the BSV-type zeolite are almost identical under all investigated operating conditions (see Figure 4d–f). This is due to the small size of the pores which are saturated with water under all conditions investigated.

Besides the adsorption selectivity for water, the size of the system used for H_2 drying also plays an important role. Therefore, in this study, the volume of H_2 gas that can be dried by 1 dm^3 of zeolite structure (V_{H_2}) is considered as a criterion to identify potential zeolites for the drying of high-pressure H_2 gas. In Figure 5, the volume of H_2 gas that can be dried by 1 dm^3 of zeolite at $P = 400$ and 875 bar and $T = 310$ K is shown as a function of helium void fraction. It can be observed that the V_{H_2} is nearly twice as high at $P = 400$ bar (see Figure 4a) compared to that at $P = 875$ bar (see Figure 4c). This difference is mainly caused by the different densities of H_2 under the two conditions ($\rho_{\text{H}_2} = 25.2$ and 44.6 kg m^{-3}). The amount of H_2 gas that can be dried increases with the helium void fraction. However, the adsorption selectivity of structures with $\phi_{\text{He}} > 0.1$ tends to be lower than 85%. This means that a significant amount of H_2 is also adsorbed onto zeolite, which is undesirable for H_2 -storage applications. To identify promising zeolites for the drying of high-pressure H_2 , only structures with adsorption selectivity higher than 99% are considered. Moreover, to ensure that water molecules can diffuse along the structure and adsorb, only structures with PLD larger than the kinetic diameter of water ($d_{\text{kinetic}} = 2.65$ Å) are considered. Based on these criteria, the five best performing structures are identified for each studied condition. The identified frameworks for the drying of H_2 with 12.3 ppm water content at $P = 400$ and $P = 875$ bar are almost identical, that is BSV-, ASV-, PON-, and MFI-type zeolites. Additionally, at $P = 400$ and $P = 875$ bar, STO- and AFN-type zeolites are identified, respectively. For drying H_2 gas having 478 ppm water content

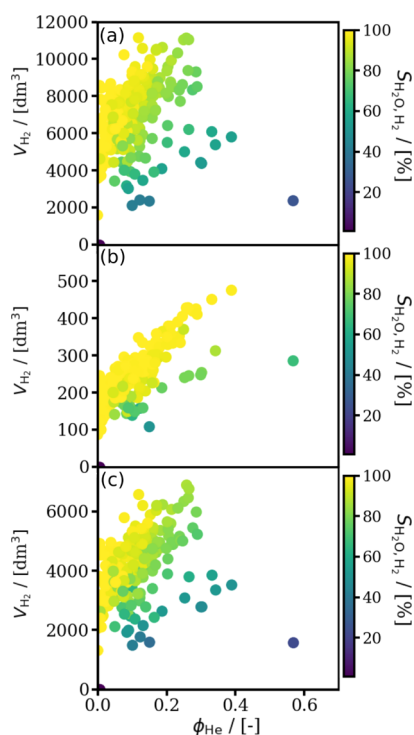


Figure 5. The volume of H₂ gas (V_{H_2}) that can be dried by 1 dm³ of zeolite structure at (a) $P = 400$ bar, $T = 310$, and $y_{\text{H}_2\text{O}} = 12.3$ ppm; (b) $P = 400$ bar, $T = 310$, and $y_{\text{H}_2\text{O}} = 478$ ppm; and (c) $P = 875$ bar, $T = 310$, and $y_{\text{H}_2\text{O}} = 12.3$ ppm. Data are plotted as a function of helium void fraction of framework types. The helium void fractions are calculated for zeolites containing Na⁺ cations using Widom's test particle insertion method.⁶³ The Si/Al ratio of each framework type is listed in Table S7 in the Supporting Information. The colors represent the adsorption selectivity of the structure for water.

at $P = 400$ bar, ITT-, SBE-, SBS-, FAU-, and SBT-type zeolites are found to be the best. In Figure 6, atomistic representations of the best performing structures are shown.

In Table 1, the 11 best performing structures and their helium void fraction, PLD, LCD, ASA, adsorption selectivities, and volume of H₂ that 1 dm³ of structure can dry are listed. The zeolites identified for the drying of H₂ gas with 12.3 ppm water content have helium void fractions in the range from 0.01 to 0.07. In contrast, all the identified structures at the higher water content have helium void fractions larger than 0.26. This difference is caused by the higher adsorption selectivity of zeolites with more free space ($\phi_{\text{He}} > 0.1$) at higher water contents (see Figure 3a,b). For example, the adsorption selectivity of ITT-type zeolite (which has a $\phi_{\text{He}} = 0.33$) for water is 58.8% at $P = 400$ bar and $y_{\text{H}_2\text{O}} = 12.3$ ppm, while it is 99.4% at $P = 400$ bar and ppm. A similar tendency can be observed for the structures, which were identified for the case of $y_{\text{H}_2\text{O}} = 478$ ppm. The ASA of the $y_{\text{H}_2\text{O}} = 478$ structures shows the same trend as the helium void fraction. The structures identified for the case of lower water content have consistently lower ASA than the ones identified for $P = 400$ bar and $y_{\text{H}_2\text{O}} = 478$ ppm. It can also be observed that the LCD of the structures identified for the case of higher water content is on average twice as large as of the structures identified for the conditions with lower water contents. This is in line with the finding that water clusters can be formed in the

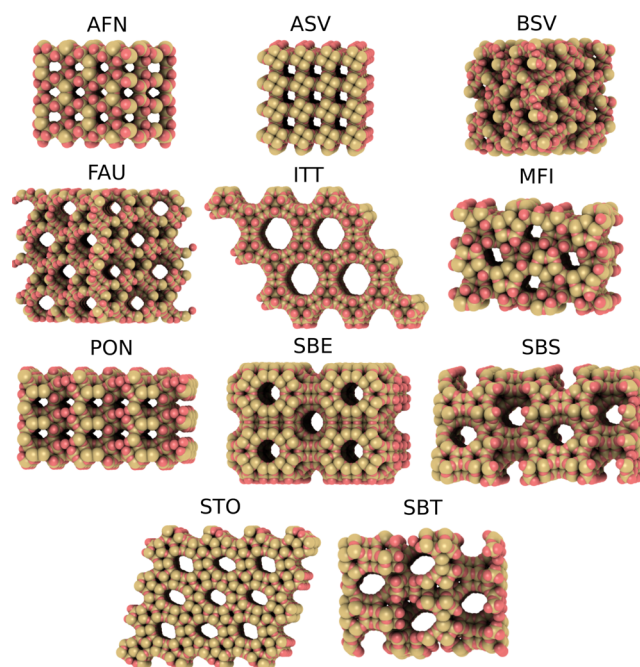


Figure 6. Atomistic representations of the 11 best-performing zeolite framework types for high-pressure H₂ drying. The graphical representation is created with iRASPA.⁶⁶

larger pores of the zeolites for higher water contents. It can be seen that the identified zeolite structures can be used to dry 400–8 000 times their own volume of H₂ gas depending on the operating conditions.

As a next step, our computational findings should be verified by experimental measurements. Among the identified zeolite types, FAU-type zeolites can be synthesized with a Si/Al ratio near 1, which are usually denoted zeolite X. The adsorption loading from binary water/H₂ mixtures under the investigated conditions could be measured on this zeolite. In the case of the rest of the identified zeolites, measurements could be carried out on the structures with the lowest available Si/Al ratio and compared with our computational findings.

4. CONCLUSIONS

The performance of 218 zeolites is investigated for the drying of high-pressure H₂ gas. The effect of Si/Al ratio on the adsorption selectivity of six zeolite structures for water is also studied. We show that structures with the lowest possible Si/Al ratio have the highest adsorption selectivity for water. To obtain a better understanding of the adsorption mechanism, the preferred adsorption sites of H₂ and water on MFI-, MOR-, LTA-, and FAU-type zeolites without Al and with the lowest Si/Al ratio are investigated. It is shown that in the structures with a high Al content, water is adsorbed close to the Na⁺ cations. For structures with a small free space (MFI- and MOR-type zeolites), the structures are saturated by water molecules, thus hindering the adsorption of H₂. On structures with larger pores (FAU- and LTA-type zeolites), water cannot saturate the pores, thus, H₂ can also be adsorbed. The adsorption selectivities of 218 structures with the lowest Si/Al ratio are computed under three operating conditions relevant to high-pressure H₂ drying: (1) $P = 400$ bar, $T = 310$ K, and $y_{\text{H}_2\text{O}} = 12.3$ ppm; (2) $P = 400$ bar, $T = 310$ K, and $y_{\text{H}_2\text{O}} = 478$ ppm; and (3) $P = 875$ bar, $T = 310$ K, and $y_{\text{H}_2\text{O}} = 12.3$ ppm. It

Table 1. List of Zeolites That are Identified as the Most Promising Structures for High-Pressure H₂ Drying^a

name	Si/Al ratio	ϕ_{He}	PLD/[Å]	LCD/[Å]	ASA/[m ² cm ⁻³]	P = 400 bar, $y_{\text{H}_2\text{O}} = 12.3$ ppm		P = 400 bar, $y_{\text{H}_2\text{O}} = 478$ ppm		P = 875 bar, $y_{\text{H}_2\text{O}} = 12.3$ ppm	
						$S_{\text{H}_2\text{O}/\text{H}_2}$ [%]	V_{H_2} /[dm ³]	$S_{\text{H}_2\text{O}/\text{H}_2}$ [%]	V_{H_2} /[dm ³]	$S_{\text{H}_2\text{O}/\text{H}_2}$ [%]	V_{H_2} /[dm ³]
BSV	1.0	0.01	3.44	4.77	1367	100	8298	100	247	100	4917
ASV	1.0	0.01	4.03	4.95	1112	100	8166	100	225	100	4702
PON	1.0	0.03	3.9	4.5	1147	100	7629	100	234	100	4383
MFI	2.0	0.06	4.3	5.94	1272	99.4	6896	100	219	99.2	4131
STO	1.5	0.07	5.61	6.4	888	99.5	6475	100	195	99.3	3822
AFN	1.0	0.04	3.08	4.75	1249	99.4	6927	100	228	98.7	4185
ITT	1.6	0.33	11.6	12.77	1598	58.8	5899	99.4	452	56	3852
SBE	1.0	0.26	6.83	12.1	1572	80	9078	99.4	430	84.1	6459
SBS	1.0	0.26	6.87	10.98	1618	85.4	10766	99.8	430	86.9	6887
FAU	1.0	0.29	6.95	10.7	1488	77.1	9008	99.4	427	79.3	5980
SBT	1.0	0.27	6.94	10.4	1629	84.5	10683	99.8	427	86.1	6758

^aThe reported properties are helium void fraction (ϕ_{He}), PLD, LCD, ASA, adsorption selectivity ($S_{\text{H}_2\text{O}/\text{H}_2}$), and the volume of H₂ that 1 dm³ of structure can dry (V_{H_2}).

is shown that the gas pressure has only limited effect on the adsorption selectivity of zeolites. In sharp contrast, the water content of the H₂ gas has a significant effect on the adsorption selectivity of zeolites with $\phi_{\text{He}} > 0.1$. This phenomenon is caused by water clustering in larger pores. The five most promising zeolites based on the volume of H₂ that can be dried by 1 dm³ of zeolite, the PLD and the adsorption selectivity of the structure are identified under each studied operating condition. It is shown that at low water concentrations in the gas phase, structures with helium void fractions smaller than 0.07 are preferred. The structures identified in the case of high water contents have helium void fractions larger than 0.26. The structures identified for lower water contents have consistently lower ASAs than the ones identified for P = 400 bar and $y_{\text{H}_2\text{O}} = 478$ ppm. It is also shown that the LCDs of the structures identified for high water contents (478 ppm) are on average twice as large as for the structures identified for low water contents (12.3 ppm). Our findings indicate that the volume of H₂ that can be dried by zeolites can be up to 8000 times the volume of the zeolite framework. To date, most types of zeolites have not been synthesized with the highest possible Al content.⁵⁶ For example, MFI-type zeolite can be synthesized⁵⁷ for the Si/Al ratio of 9.3, which is considerably higher than the theoretical minimum (i.e., Si/Al ratio = 2). We show that the difference in the adsorption selectivities of the already synthesized MFI-type zeolites (Si/Al ratio = 9.3) with the ones having low Si/Al ratios can be as high as 60%. Our findings indicate that the development of new synthetic pathways allowing for the creation of zeolites with a high Al content would be beneficial for high-pressure H₂ drying.

■ ASSOCIATED CONTENT

SI Supporting Information

The Supporting Information is available free of charge at <https://pubs.acs.org/doi/10.1021/acsami.0c20892>.

Adsorption isotherms of H₂ on the LTA4A structure, mean-squared displacement of H₂ on the LTA4A structure, fugacity coefficients of water and H₂ at P = 400 and 875 bar and T = 310 K, force-field parameters for the framework and adsorbates, and adsorption selectivity and geometrical descriptors for each zeolite type (PDF)

CIF files of Al-exchanged zeolites (ZIP)

■ AUTHOR INFORMATION

Corresponding Author

Othonas A. Moulτος – Engineering Thermodynamics, Process & Energy Department, Faculty of Mechanical, Maritime and Materials Engineering, Delft University of Technology, 2628CB Delft, The Netherlands; orcid.org/0000-0001-7477-9684; Email: o.moultos@tudelft.nl

Authors

Máté Erdős – Engineering Thermodynamics, Process & Energy Department, Faculty of Mechanical, Maritime and Materials Engineering, Delft University of Technology, 2628CB Delft, The Netherlands

Daan F. Geerdink – Engineering Thermodynamics, Process & Energy Department, Faculty of Mechanical, Maritime and Materials Engineering, Delft University of Technology, 2628CB Delft, The Netherlands

Ana Martin-Calvo – Department of Physical, Chemical, and Natural Systems, Universidad Pablo de Olavide, ES-41013 Seville, Spain; orcid.org/0000-0002-0284-6777

Evgeny A. Pidko – Inorganic Systems Engineering, Chemical Engineering Department, Faculty of Applied Sciences, Delft University of Technology, 2629HZ Delft, The Netherlands; orcid.org/0000-0001-9242-9901

Leo J. P. van den Broeke – Engineering Thermodynamics, Process & Energy Department, Faculty of Mechanical, Maritime and Materials Engineering, Delft University of Technology, 2628CB Delft, The Netherlands

Sofia Calero – Materials Simulation & Modelling, Department of Applied Physics, Eindhoven University of Technology, 5600MB Eindhoven, The Netherlands; orcid.org/0000-0001-9535-057X

Thijs J. H. Vlught – Engineering Thermodynamics, Process & Energy Department, Faculty of Mechanical, Maritime and Materials Engineering, Delft University of Technology, 2628CB Delft, The Netherlands; orcid.org/0000-0003-3059-8712

Complete contact information is available at: <https://pubs.acs.org/doi/10.1021/acsami.0c20892>

Notes

The authors declare no competing financial interest.

ACKNOWLEDGMENTS

This work was sponsored by NWO Exacte Wetenschappen (Physical Sciences) for the use of supercomputer facilities, with financial support from the Nederlandse Organisatie voor Wetenschappelijk Onderzoek (Netherlands Organisation for Scientific Research, NWO). T.J.H.V. acknowledges NWO-CW (Chemical Sciences) for a VICI grant.

REFERENCES

- (1) International Energy Agency. World Energy Outlook 2019. Available at <https://www.iea.org/reports/world-energy-outlook-2019> (13 Oct, 2020).
- (2) Abe, J. O.; Popoola, A. P. I.; Ajenifuja, E.; Popoola, O. M. Hydrogen Energy, Economy and Storage: Review and Recommendation. *Int. J. Hydrogen Energy* **2019**, *44*, 15072–15086.
- (3) International Energy Agency. The Future of Hydrogen. Available at <https://www.iea.org/reports/the-future-of-hydrogen> (13 Oct, 2020).
- (4) Niaz, S.; Manzoor, T.; Pandith, A. H. Hydrogen Storage: Materials, Methods and Perspectives. *Renewable Sustainable Energy Rev.* **2015**, *50*, 457–469.
- (5) Singh, S. A.; Vishwanath, K.; Madras, G. Role of Hydrogen and Oxygen Activation over Pt and Pd-Doped Composites for Catalytic Hydrogen Combustion. *ACS Appl. Mater. Interfaces* **2017**, *9*, 19380–19388.
- (6) Jia, N.; Liu, Y.; Wang, L.; Chen, P.; Chen, X.; An, Z.; Chen, Y. 0.2 V Electrolysis Voltage-Driven Alkaline Hydrogen Production with Nitrogen-Doped Carbon Nanobowl-Supported Ultrafine Rh Nanoparticles of 1.4 nm. *ACS Appl. Mater. Interfaces* **2019**, *11*, 35039–35049.
- (7) Tong, X.; Ovtar, S.; Brodersen, K.; Hendriksen, P. V.; Chen, M. A 4×4 cm² Nanoengineered Solid Oxide Electrolysis Cell for Efficient and Durable Hydrogen Production. *ACS Appl. Mater. Interfaces* **2019**, *11*, 25996–26004.
- (8) Adolf, J.; Balzer, C.; Louis, J. Energy of the Future? *Sustainable Mobility through Fuel Cells and H₂*; Shell Deutschland Oil GmbH, 2017.
- (9) Bouwman, P. Electrochemical Hydrogen Compression (EHC) Solutions for Hydrogen Infrastructure. *Fuel Cell. Bull.* **2014**, *2014*, 12–16.
- (10) Rhandi, M.; Trégaro, M.; Druart, F.; Deseure, J.; Chatenet, M. Electrochemical Hydrogen Compression and Purification versus Competing technologies: Part I. Pros and Cons. *Chin. J. Catal.* **2020**, *41*, 756–769.
- (11) Wipke, K.; Sprik, S.; Kurtz, J.; Ramsden, T.; Ainscough, C.; Saur, G. *National Fuel Cell Electric Vehicle Learning Demonstration Final Report*, Contract 2012; p 303.
- (12) Zou, J.; Han, N.; Yan, J.; Feng, Q.; Wang, Y.; Zhao, Z.; Fan, J.; Zeng, L.; Li, H.; Wang, H. Electrochemical Compression Technologies for High-Pressure Hydrogen: Current Status, Challenges and Perspective. *Electrochem. Energy Rev.* **2020**, *3*, 690–729.
- (13) HyET Hydrogen BV. Available at <https://hyet.nl/hydrogen> (13 Oct, 2020).
- (14) Bampaou, M.; Panopoulos, K. D.; Papadopoulos, A. I.; Seferlis, P.; Voutetakis, S. An Electrochemical Hydrogen Compression Model. *Chem. Eng. Trans.* **2018**, *70*, 1213–1218.
- (15) International Organization for Standardization. Hydrogen Fuel, Product Specification, Part 2: Proton Exchange Membrane (PEM) Fuel Cell Applications for Road Vehicles. Available at www.iso.org/committee/54560/x/catalogue/ (13 Oct, 2020).
- (16) Ligen, Y.; Vruble, H.; Girault, H. Energy Efficient Hydrogen Drying and Purification for Fuel Cell Vehicles. *Int. J. Hydrogen Energy* **2020**, *45*, 10639–10647.
- (17) Rahbari, A.; Brenkman, J.; Hens, R.; Ramdin, M.; van den Broeke, L. J. P.; Schoon, R.; Henkes, R.; Moulto, O. A.; Vlucht, T. J. H. Solubility of Water in Hydrogen at High Pressures: A Molecular Simulation Study. *J. Chem. Eng. Data* **2019**, *64*, 4103–4115.
- (18) Sircar, S.; Golden, T. C.; Rao, M. B. Activated Carbon for Gas Separation and Storage. *Carbon* **1996**, *34*, 1–12.
- (19) Seo, Y.-K.; Yoon, J. W.; Lee, J. S.; Hwang, Y. K.; Jun, C.-H.; Chang, J.-S.; Wuttke, S.; Bazin, P.; Vimont, A.; Daturi, M.; Bourrelly, S.; Llewellyn, P. L.; Horcajada, P.; Serre, C.; Férey, G. Energy-Efficient Dehumidification over Hierarchically Porous Metal-Organic Frameworks as Advanced Water Adsorbents. *Adv. Mater.* **2012**, *24*, 806–810.
- (20) Castillo, J. M.; Silvestre-Albero, J.; Rodriguez-Reinoso, F.; Vlucht, T. J. H.; Calero, S. Water Adsorption in Hydrophilic Zeolites: Experiment and Simulation. *Phys. Chem. Chem. Phys.* **2013**, *15*, 17374–17382.
- (21) Gómez-Álvarez, P.; Calero, S. Insights into the Microscopic Behaviour of Nanoconfined Water: Host Structure and Thermal Effects. *CrystEngComm* **2015**, *17*, 412–421.
- (22) Mortier, W. J.; Schoonheydt, R. A. Surface and Solid State Chemistry of Zeolites. *Prog. Solid State Chem.* **1985**, *16*, 1–125.
- (23) Ng, E.-P.; Mintova, S. Nanoporous Materials with Enhanced Hydrophilicity and High Water Sorption Capacity. *Microporous Mesoporous Mater.* **2008**, *114*, 1–26.
- (24) Khalid, M.; Joly, G.; Renaud, A.; Magnoux, P. Removal of Phenol from Water by Adsorption Using Zeolites. *Ind. Eng. Chem. Res.* **2004**, *43*, 5275–5280.
- (25) Jiang, N.; Erdős, M.; Moulto, O. A.; Shang, R.; Vlucht, T. J. H.; Heijman, S. G. J.; Rietveld, L. C. The Adsorption Mechanisms of Organic Micropollutants on High-silica Zeolites Causing S-shaped Adsorption Isotherms: An Experimental and Monte Carlo Simulation Study. *Chem. Eng. J.* **2020**, *389*, 123968.
- (26) Baerlocher, C.; McCusker, L. Database of Zeolite Structures. Available at <http://www.iza-structure.org/databases/> (13 Oct, 2020).
- (27) Li, L.; Wang, Q.; Liu, H.; Sun, T.; Fan, D.; Yang, M.; Tian, P.; Liu, Z. Preparation of Spherical Mordenite Zeolite Assemblies with Excellent Catalytic Performance for Dimethyl Ether Carbonylation. *ACS Appl. Mater. Interfaces* **2018**, *10*, 32239–32246.
- (28) Di Renzo, F. Zeolites as Tailor-made Catalysts: Control of the Crystal Size. *Catal. Today* **1998**, *41*, 37–40.
- (29) Hölderich, W.; van Bekkum, H. In *Introduction to Zeolite Science and Practice*; van Bekkum, H., Flanigen, E., Jansen, J., Eds.; Studies in Surface Science and Catalysis; Elsevier, 1991; Vol. 58, pp 631–726.
- (30) Wang, S.; Bai, P.; Wei, Y.; Liu, W.; Ren, X.; Bai, J.; Lu, Z.; Yan, W.; Yu, J. Three-Dimensional-Printed Core–Shell Structured MFI-Type Zeolite Monoliths for Volatile Organic Compound Capture under Humid Conditions. *ACS Appl. Mater. Interfaces* **2019**, *11*, 38955–38963.
- (31) Thakkar, H.; Eastman, S.; Hajari, A.; Rownaghi, A. A.; Knox, J. C.; Rezaei, F. 3D-Printed Zeolite Monoliths for CO₂ Removal from Enclosed Environments. *ACS Appl. Mater. Interfaces* **2016**, *8*, 27753–27761.
- (32) Ackley, M.; Rege, S. U.; Saxena, H. Application of Natural Zeolites in the Purification and Separation of Gases. *Microporous Mesoporous Mater.* **2003**, *61*, 25–42. , ZEOHITE'02 (Proceedings of the 6th International Conference on the Occurrence, Properties and Utilization of Natural Zeolites)
- (33) de Ridder, D. J.; Verberk, J. Q. J. C.; Heijman, S. G. J.; Amy, G. L.; van Dijk, J. C. Zeolites for Nitrosamine and Pharmaceutical Removal from Demineralised and Surface Water: Mechanisms and Efficacy. *Sep. Purif. Technol.* **2012**, *89*, 71–77.
- (34) Perez-Carbajo, J.; Matito-Martos, I.; Balestra, S. R. G.; Tsampas, M. N.; van de Sanden, M. C. M.; Delgado, J. A.; Águeda, V. I.; Merklings, P. J.; Calero, S. Zeolites for CO₂–CO–O₂ Separation to Obtain CO₂-Neutral Fuels. *ACS Appl. Mater. Interfaces* **2018**, *10*, 20512–20520.
- (35) Yu, Y.; Li, X.; Krishna, R.; Liu, Y.; Cui, Y.; Du, J.; Liang, Z.; Song, X.; Yu, J. Enhancing CO₂ Adsorption and Separation Properties of Aluminophosphate Zeolites by Isomorphous Heteroatom Substitutions. *ACS Appl. Mater. Interfaces* **2018**, *10*, 43570–43577.
- (36) Itadani, A.; Oda, A.; Torigoe, H.; Ohkubo, T.; Sato, M.; Kobayashi, H.; Kuroda, Y. Material Exhibiting Efficient CO₂ Adsorption at Room Temperature for Concentrations Lower Than

1000 ppm: Elucidation of the State of Barium Ion Exchanged in an MFI-Type Zeolite. *ACS Appl. Mater. Interfaces* **2016**, *8*, 8821–8833.

(37) Song, Z.; Dong, Q.; Xu, W. L.; Zhou, F.; Liang, X.; Yu, M. Molecular Layer Deposition-Modified 5A Zeolite for Highly Efficient CO₂ Capture. *ACS Appl. Mater. Interfaces* **2018**, *10*, 769–775.

(38) Besser, B.; Tajiri, H. A.; Mikolajczyk, G.; Möllmer, J.; Schumacher, T. C.; Odenbach, S.; Gläser, R.; Kroll, S.; Rezwani, K. Hierarchical Porous Zeolite Structures for Pressure Swing Adsorption Applications. *ACS Appl. Mater. Interfaces* **2016**, *8*, 3277–3286.

(39) Zhu, Z.; Xu, H.; Jiang, J.; Wu, H.; Wu, P. Hydrophobic Nanosized All-Silica Beta Zeolite: Efficient Synthesis and Adsorption Application. *ACS Appl. Mater. Interfaces* **2017**, *9*, 27273–27283.

(40) Al-Naddaf, Q.; Thakkar, H.; Rezaei, F. Novel Zeolite-5A@MOF-74 Composite Adsorbents with Core–Shell Structure for H₂ Purification. *ACS Appl. Mater. Interfaces* **2018**, *10*, 29656–29666.

(41) Shaw, R.; Sharma, R.; Tiwari, S.; Tiwari, S. K. Surface Engineered Zeolite: An Active Interface for Rapid Adsorption and Degradation of Toxic Contaminants in Water. *ACS Appl. Mater. Interfaces* **2016**, *8*, 12520–12527.

(42) Jiang, N.; Shang, R.; Heijman, S. G. J.; Rietveld, L. C. High-silica Zeolites for Adsorption of Organic Micro-pollutants in Water Treatment: A Review. *Water Res.* **2018**, *144*, 145–161.

(43) Gupta, K. M.; Qiao, Z.; Zhang, K.; Jiang, J. Seawater Pervaporation through Zeolitic Imidazolate Framework Membranes: Atomistic Simulation Study. *ACS Appl. Mater. Interfaces* **2016**, *8*, 13392–13399.

(44) Tchernev, D. I. Natural Zeolites in Solar Energy Heating, Cooling, and Energy Storage. *Rev. Mineral. Geochem.* **2001**, *45*, 589–617.

(45) Johannes, K.; Kuznik, F.; Hubert, J.-L.; Durier, F.; Obrecht, C. Design and Characterisation of a High Powered Energy Dense Zeolite Thermal Energy Storage System for Buildings. *Appl. Energy* **2015**, *159*, 80–86.

(46) Cai, J.; Li, L.; Lv, X.; Yang, C.; Zhao, X. Large Surface Area Ordered Porous Carbons via Nanocasting Zeolite 10X and High Performance for Hydrogen Storage Application. *ACS Appl. Mater. Interfaces* **2014**, *6*, 167–175.

(47) Zygmunt, S. A.; Curtiss, L. A.; Iton, L. E.; Erhardt, M. K. Computational Studies of Water Adsorption in the Zeolite H-ZSM-5. *J. Phys. Chem.* **1996**, *100*, 6663–6671.

(48) Trzpit, M.; Soulard, M.; Patarin, J.; Desbiens, N.; Cailliez, F.; Boutin, A.; Demachy, I.; Fuchs, A. H. The Effect of Local Defects on Water Adsorption in Silicalite-1 Zeolite: A Joint Experimental and Molecular Simulation Study. *Langmuir* **2007**, *23*, 10131–10139.

(49) Kuhn, J.; Castillo-Sanchez, J. M.; Gascon, J.; Calero, S.; Dubbeldam, D.; Vlucht, T. J. H.; Kapteijn, F.; Gross, J. Adsorption and Diffusion of Water, Methanol, and Ethanol in All-Silica DD3R: Experiments and Simulation. *J. Phys. Chem. C* **2009**, *113*, 14290–14301.

(50) Castillo, J. M.; Dubbeldam, D.; Vlucht, T. J. H.; Smit, B.; Calero, S. Evaluation of Various Water Models for Simulation of Adsorption in Hydrophobic Zeolites. *Mol. Simul.* **2009**, *35*, 1067–1076.

(51) Martin-Calvo, A.; Gutiérrez-Sevillano, J. J.; Matito-Martos, I.; Vlucht, T. J. H.; Calero, S. Identifying Zeolite Topologies for Storage and Release of Hydrogen. *J. Phys. Chem. C* **2018**, *122*, 12485–12493.

(52) Deeg, K. S.; Gutiérrez-Sevillano, J. J.; Bueno-Pérez, R.; Parra, J. B.; Ania, C. O.; Doblaré, M.; Calero, S. Insights on the Molecular Mechanisms of Hydrogen Adsorption in Zeolites. *J. Phys. Chem. C* **2013**, *117*, 14374–14380.

(53) Thornton, A. W.; Simon, C. M.; Kim, J.; Kwon, O.; Deeg, K. S.; Konstas, K.; Pas, S. J.; Hill, M. R.; Winkler, D. A.; Haranczyk, M.; Smit, B. Materials Genome in Action: Identifying the Performance Limits of Physical Hydrogen Storage. *Chem. Mater.* **2017**, *29*, 2844–2854.

(54) Hriljac, J. A.; Eddy, M. M.; Cheetham, A. K.; Donohue, J. A.; Ray, G. J. Powder Neutron Diffraction and ²⁹Si MAS NMR Studies of Siliceous Zeolite-Y. *J. Solid State Chem.* **1993**, *106*, 66–72.

(55) Kuroki, T.; Sakoda, N.; Shinzato, K.; Monde, M.; Takata, Y. Prediction of Transient Temperature of Hydrogen Flowing from Pre-

cooler of Refueling Station to Inlet of Vehicle Tank. *Int. J. Hydrogen Energy* **2018**, *43*, 1846–1854.

(56) Muraoka, K.; Chaikittisilp, W.; Okubo, T. Energy Analysis of Aluminosilicate Zeolites with Comprehensive Ranges of Framework Topologies, Chemical Compositions, and Aluminum Distributions. *J. Am. Chem. Soc.* **2016**, *138*, 6184–6193.

(57) Itabashi, K.; Kamimura, Y.; Iyoki, K.; Shimojima, A.; Okubo, T. A Working Hypothesis for Broadening Framework Types of Zeolites in Seed-Assisted Synthesis without Organic Structure-Directing Agent. *J. Am. Chem. Soc.* **2012**, *134*, 11542–11549.

(58) Rick, S. W. A Reoptimization of the Five-site Water Potential (TIPSP) for Use with Ewald Sums. *J. Chem. Phys.* **2004**, *120*, 6085–6093.

(59) Bartolomeu, R. A. C.; Franco, L. F. M. Thermophysical Properties of Supercritical H₂ from Molecular Dynamics Simulations. *Int. J. Hydrogen Energy* **2020**, *45*, 16372–16380.

(60) Martin-Calvo, A.; Parra, J. B.; Ania, C. O.; Calero, S. Insights on the Anomalous Adsorption of Carbon Dioxide in LTA Zeolites. *J. Phys. Chem. C* **2014**, *118*, 25460–25467.

(61) Feynman, R. P.; Hibbs, A. R. *Quantum Mechanics and Path Integrals*, 2nd ed.; McGraw-Hill: New York, 1965.

(62) Allen, M. P.; Tildesley, D. J. *Computer Simulation of Liquids*, 2nd ed.; Oxford University Press: Oxford, 2017.

(63) Frenkel, D.; Smit, B. *Understanding Molecular Simulation*, 2nd ed.; Academic Press: London, 2001.

(64) Dubbeldam, D.; Calero, S.; Ellis, D. E.; Snurr, R. Q. RASPA: Molecular Simulation Software for Adsorption and Diffusion in Flexible Nanoporous Materials. *Mol. Simul.* **2016**, *42*, 81–101.

(65) Dubbeldam, D.; Torres-Knoop, A.; Walton, K. S. On the Inner Workings of Monte Carlo Codes. *Mol. Simul.* **2013**, *39*, 1253–1292.

(66) Dubbeldam, D.; Calero, S.; Vlucht, T. J. H. iRASPA: GPU-accelerated Visualization Software for Materials Scientists. *Mol. Simul.* **2018**, *44*, 653–676.

(67) Vlucht, T. J. H.; Schenk, M. Influence of Framework Flexibility on the Adsorption Properties of Hydrocarbons in the Zeolite Silicalite. *J. Phys. Chem. B* **2002**, *106*, 12757–12763.

(68) Erdős, M.; de Lange, M. F.; Kapteijn, F.; Moulton, O. A.; Vlucht, T. J. H. In Silico Screening of Metal-Organic Frameworks for Adsorption-Driven Heat Pumps and Chillers. *ACS Appl. Mater. Interfaces* **2018**, *10*, 27074–27087.

(69) Krokidas, P.; Castier, M.; Moncho, S.; Sredojevic, D. N.; others, E. N.; Kwon, H. T.; Jeong, H.-K.; Lee, J. S.; Economou, I. G. ZIF-67 Framework: A Promising New Candidate for Propylene/Propane Separation. Experimental Data and Molecular Simulations. *J. Phys. Chem. C* **2016**, *120*, 8116–8124.

(70) Ban, S.; Vlucht, T. J. H. Adsorption and Diffusion of Alkanes in Na-MOR: Modeling the Effect of the Aluminum Distribution. *J. Chem. Theory Comput.* **2009**, *5*, 2858–2865.

(71) García-Pérez, E.; Dubbeldam, D.; Liu, B.; Smit, B.; Calero, S. A Computational Method To Characterize Framework Aluminum in Aluminosilicates. *Angew. Chem., Int. Ed.* **2007**, *46*, 276–278.

(72) Liu, B.; García-Pérez, E.; Dubbeldam, D.; Smit, B.; Calero, S. Understanding Aluminum Location and Non-framework Ions Effects on Alkane Adsorption in Aluminosilicates: A Molecular Simulation Study. *J. Phys. Chem. C* **2007**, *111*, 10419–10426.

(73) Perez-Carbajo, J.; Dubbeldam, D.; Calero, S.; Merklings, P. J. Diffusion Patterns in Zeolite MFI: The Cation Effect. *J. Phys. Chem. C* **2018**, *122*, 29274–29284.

(74) Calero, S.; Dubbeldam, D.; Krishna, R.; Smit, B.; Vlucht, T. J. H.; Denayer, J. F. M.; Martens, J. A.; Maesen, T. L. M. Understanding the Role of Sodium during Adsorption: A Force Field for Alkanes in Sodium-Exchanged Faujasites. *J. Am. Chem. Soc.* **2004**, *126*, 11377–11386.

(75) Willems, T. F.; Rycroft, C. H.; Kazi, M.; Meza, J. C.; Haranczyk, M. Algorithms and Tools for High-throughput Geometry-based Analysis of Crystalline Porous Materials. *Microporous Mesoporous Mater.* **2012**, *149*, 134–141.

(76) Martin, R. L.; Smit, B.; Haranczyk, M. Addressing Challenges of Identifying Geometrically Diverse Sets of Crystalline Porous Materials. *J. Chem. Inf. Model.* **2012**, *52*, 308–318.

(77) Olson, D. H. The Crystal Structure of Dehydrated NaX. *Zeolites* **1995**, *15*, 439–443.

(78) Pluth, J. J.; Smith, J. V. Accurate Redetermination of Crystal Structure of Dehydrated Zeolite A. Absence of Near Zero Coordination of Sodium. Refinement of Silicon, Aluminum-ordered Superstructure. *J. Am. Chem. Soc.* **1980**, *102*, 4704–4708.

(79) Peng, D.-Y.; Robinson, D. B. A New Two-Constant Equation of State. *Ind. Eng. Chem. Fundam.* **1976**, *15*, 59–64.

(80) Rahbari, A.; Hens, R.; Ramdin, M.; Moulto, O. A.; Dubbeldam, D.; Vlugt, T. J. H. Recent Advances in the Continuous Fractional Component Monte Carlo Methodology. *Mol. Simul.* **2020**, DOI: 10.1080/08927022.2020.1828585. In Press.

(81) Hens, R.; Rahbari, A.; Caro-Ortiz, S.; Dawass, N.; Erdős, M.; Poursaeidesfahani, A.; Salehi, H. S.; Celebi, A. T.; Ramdin, M.; Moulto, O. A.; Dubbeldam, D.; Vlugt, T. J. H. BRICK-CFCMC: Open Source Software for Monte Carlo Simulations of Phase and Reaction Equilibria Using the Continuous Fractional Component Method. *J. Chem. Inf. Model.* **2020**, *60*, 2678–2682.

(82) Jorgensen, W. L.; Chandrasekhar, J.; Madura, J. D.; Impey, R. W.; Klein, M. L. Comparison of Simple Potential Functions for Simulating Liquid Water. *J. Chem. Phys.* **1983**, *79*, 926–935.

(83) Abascal, J. L. F.; Vega, C. A General Purpose Model for the Condensed Phases of Water: TIP4P/2005. *J. Chem. Phys.* **2005**, *123*, 234505.