

Nanophotonic quantum network node with neutral atoms and an integrated telecom interface

Menon, Shankar G.; Singh, Kevin; Borregaard, Johannes; Bernien, Hannes

DOI

[10.1088/1367-2630/ab98d4](https://doi.org/10.1088/1367-2630/ab98d4)

Publication date

2020

Document Version

Final published version

Published in

New Journal of Physics

Citation (APA)

Menon, S. G., Singh, K., Borregaard, J., & Bernien, H. (2020). Nanophotonic quantum network node with neutral atoms and an integrated telecom interface. *New Journal of Physics*, 22(7), Article 073033. <https://doi.org/10.1088/1367-2630/ab98d4>

Important note

To cite this publication, please use the final published version (if applicable). Please check the document version above.

Copyright

Other than for strictly personal use, it is not permitted to download, forward or distribute the text or part of it, without the consent of the author(s) and/or copyright holder(s), unless the work is under an open content license such as Creative Commons.

Takedown policy

Please contact us and provide details if you believe this document breaches copyrights. We will remove access to the work immediately and investigate your claim.

PAPER • OPEN ACCESS

Nanophotonic quantum network node with neutral atoms and an integrated telecom interface

To cite this article: Shankar G Menon *et al* 2020 *New J. Phys.* **22** 073033

View the [article online](#) for updates and enhancements.



PAPER

Nanophotonic quantum network node with neutral atoms and an integrated telecom interface

OPEN ACCESS

RECEIVED
9 February 2020REVISED
2 May 2020ACCEPTED FOR PUBLICATION
2 June 2020PUBLISHED
22 July 2020

Original content from
this work may be used
under the terms of the
[Creative Commons
Attribution 4.0 licence](#).

Any further distribution
of this work must
maintain attribution to
the author(s) and the
title of the work, journal
citation and DOI.

Shankar G Menon¹, Kevin Singh¹, Johannes Borregaard^{2,3,4} and Hannes Bernien^{1,4} ¹ Pritzker School of Molecular Engineering, University of Chicago, Chicago, IL 60637, United States of America² QMATH, Department of Mathematical Sciences, University of Copenhagen, Copenhagen, Denmark³ Qutech and Kavli Institute of Nanoscience, Delft University of Technology, 2628 CJ Delft, The Netherlands⁴ Authors to whom any correspondence should be addressed.E-mail: j.borregaard@tudelft.nl and bernien@uchicago.edu

Keywords: quantum network, nanophotonics, neutral atom qubits

Abstract

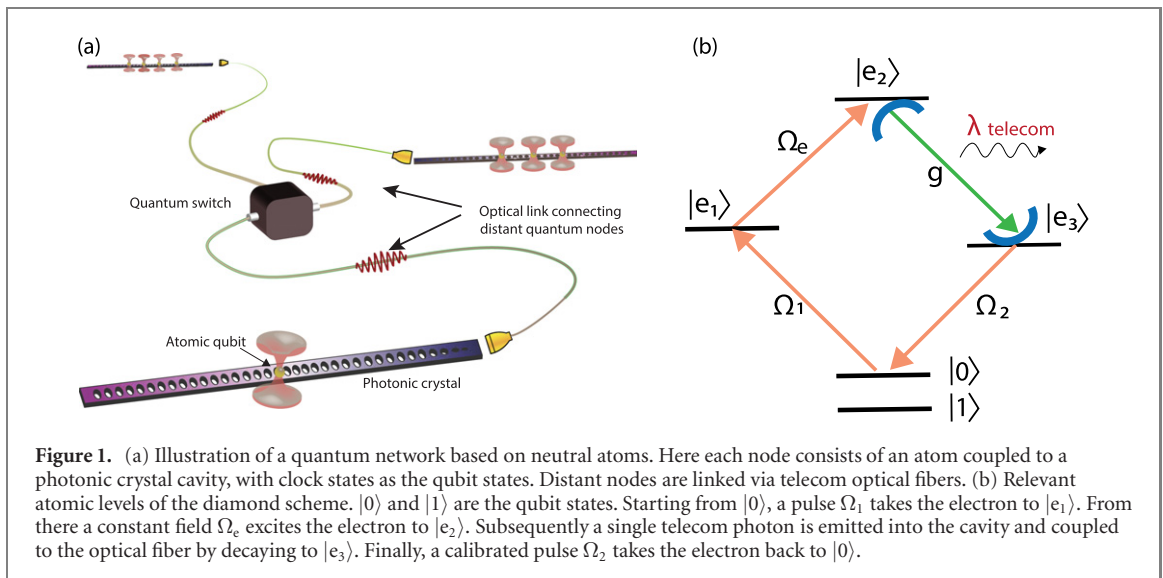
The realization of a long-distance, distributed quantum network based on quantum memory nodes that are linked by photonic channels remains an outstanding challenge. We propose a quantum network node based on neutral alkali atoms coupled to nanophotonic crystal cavities that combines a long-lived memory qubit with a photonic interface at the telecom range, thereby enabling the long-distance distribution of entanglement over low loss optical fibers. We present a novel protocol for the generation of an atom–photon entangled state which uses telecom transitions between excited states of the alkali atoms. We analyze the realistic implementation of this protocol using rubidium and cesium atoms taking into account the full atomic level structure and properties of the nanophotonic crystal cavity. We find that a high fidelity entangled state can be generated with current technologies.

1. Introduction

Quantum networks have been envisioned as the underlying platform for revolutionizing technologies including secure communication [1, 2], distributed quantum computing [3, 4], and quantum enhanced metrology [5–7]. At the same time, quantum networks provide avenues for studying fundamentals of nature such as entanglement over large distances [8]. Elementary quantum networks with optical channels and matter qubits have been demonstrated in multiple systems such as ions [9, 10], atoms [11–13], and atom-like systems in solids [14–18]. However, all demonstrations so far have been restricted to two nodes and limited distances due to low entanglement rates or short coherence times of the qubits.

In order to increase entanglement rates and the distance between network nodes, efficient light–matter interfaces and low-loss optical channels are required. While free space optical links can provide low loss channels [19, 20] they are hard to implement in metropolitan settings and face challenging atmospheric conditions [21, 22]. Low-loss optical fibers exist in the telecom communication band and decades of research and development have led to losses as low as 0.1419 dB km^{−1} [23]. Quantum networks can leverage this technology by developing network nodes with high bandwidth, long coherence times, and telecom wavelength operation.

Atomic qubits, including atom-like systems in solids, are promising candidates for quantum network nodes (see figure 1(a)) as they combine long coherence time and quantum control with optical transitions. Neutral atoms are particularly attractive as they are indistinguishable and provide highly coherent qubit states and a coherent photonic interface. Individual neutral atoms can be trapped using optical tweezers [24] and methods of scaling this approach to arrays of atoms have recently become available [25–28]. Efficient light–matter interfaces to these qubits can be established using optical cavities [29]. Many important steps in achieving a quantum network with neutral atoms have been demonstrated including quantum memory [30], atom–photon quantum gates [31, 32], and two-node entanglement [11, 12]. However, telecom operation of atomic network nodes remains challenging as nearly all atomic species that



are compatible with laser trapping and cooling do not have telecom wavelengths transitions from the ground state. While frequency conversion can be employed to shift emitted photons from the near-infrared and visible to the telecom range [13, 33], this process adds noise and has finite conversion efficiency. Therefore, it can limit both the rate of entanglement generation and the fidelity of the entangled states.

Here, we propose a fiber-based quantum network with individual nodes of neutral alkali atoms coupled to a nanophotonic crystal cavity (PCC) (see figure 1(a)) and a multilevel excitation protocol that yields emission in the telecom range. We show that this node is capable of generating a high fidelity atom–photon entangled state, which is the essential functionality required for distributing entanglement. The protocol is robust under realistic conditions and we evaluate the performance including accurate simulations of the full atomic level structure, the nanophotonic cavity design and its effect on the polarization purity of laser excitation pulses. Compared to previous neutral atom proposals based on crossed, macroscopic cavities [34] or ytterbium coupled to a nanophotonic crystal cavity [35], this protocol presents an alternative that is compatible with well-controlled alkali ‘workhorse’ atoms such as rubidium and cesium and only requires a single nanophotonic cavity. We establish the experimental feasibility of our protocol and show that it is within reach of current technology.

In this article, we will first discuss the general scheme and implementation of the atom–telecom photon entanglement generation with analytical and numerical estimates of the error scaling. This is followed by the concrete implementation using alkali atoms, in particular rubidium and cesium, together with numerical estimates of the error scaling. We then discuss the design and performance of a suitable telecom photonic crystal cavity and finally demonstrate the feasibility of creating a high fidelity atom–photon entangled state by analyzing the performance of the protocol for the full system.

2. The protocol

We consider the generic diamond level scheme [36, 37] shown in figure 1(b), which captures the general structure of alkali atoms such as rubidium and cesium. The scheme has two parts; a qubit part consisting of ground spin states $|0\rangle$ and $|1\rangle$ and a photon-generation part consisting of excited spin states $|e_1\rangle$, $|e_2\rangle$, and $|e_3\rangle$. To generate spin–photon entanglement, the qubit states are initially prepared in a superposition state $(|0\rangle + |1\rangle)/\sqrt{2}$. A laser-driven two-photon transition then transfers the population in the $|0\rangle$ state to the excited state $|e_2\rangle$, from which the atomic state coherently relaxes to state $|e_3\rangle$ by emitting a telecom cavity photon. Finally, a strong laser pulse transfers the population from $|e_3\rangle$ back to the ground state $|0\rangle$. At the end of this cycle, the qubit states are flipped ($|0\rangle \leftrightarrow |1\rangle$) by a π pulse on the qubit transition and the cycle is repeated. Ideally, this creates the state

$$|\psi\rangle = \frac{1}{\sqrt{2}}(|0\rangle |\lambda_L\rangle + |1\rangle |\lambda_E\rangle). \quad (1)$$

Here $|\lambda_E\rangle$ ($|\lambda_L\rangle$) represents an early (late) telecom photon. This is a maximally entangled state between the atomic qubit and a photonic qubit in a time-bin encoding, which can be used to distribute entanglement between distant atoms through photonic Bell measurements [38].

The ideal evolution described above is in the absence of atomic spontaneous emission and cavity loss. To estimate how such imperfections limit the quality of the spin–photon entanglement, we analytically

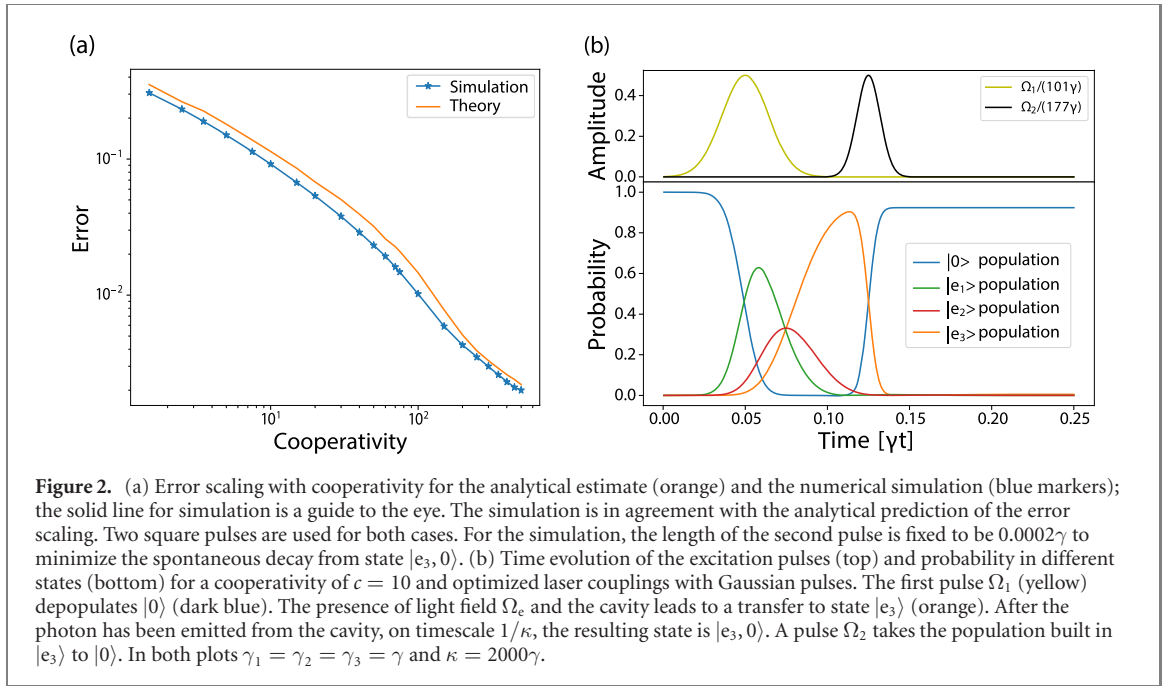


Figure 2. (a) Error scaling with cooperativity for the analytical estimate (orange) and the numerical simulation (blue markers); the solid line for simulation is a guide to the eye. The simulation is in agreement with the analytical prediction of the error scaling. Two square pulses are used for both cases. For the simulation, the length of the second pulse is fixed to be 0.0002γ to minimize the spontaneous decay from state $|e_3, 0\rangle$. (b) Time evolution of the excitation pulses (top) and probability in different states (bottom) for a cooperativity of $c = 10$ and optimized laser couplings with Gaussian pulses. The first pulse Ω_1 (yellow) depopulates $|0\rangle$ (dark blue). The presence of light field Ω_e and the cavity leads to a transfer to state $|e_3\rangle$ (orange). After the photon has been emitted from the cavity, on timescale $1/\kappa$, the resulting state is $|e_3, 0\rangle$. A pulse Ω_2 takes the population built in $|e_3\rangle$ to $|0\rangle$. In both plots $\gamma_1 = \gamma_2 = \gamma_3 = \gamma$ and $\kappa = 2000\gamma$.

estimate the dynamics of the scheme. In a suitable rotating frame, the coherent dynamics are governed by the Hamiltonian

$$\hat{H} = \Omega_1(t) |e_1\rangle \langle 0| + \Omega_e |e_2\rangle \langle e_1| + \Omega_2(t) |0\rangle \langle e_3| + g |e_3\rangle \langle e_2| \hat{c}^\dagger + \text{h.c.}, \quad (2)$$

where h.c. denotes the Hermitian conjugate of the displayed expression and \hat{c} is the annihilation operator of the cavity field. The atom–cavity coupling is characterized by g while atom–laser couplings are characterized by Ω 's. Note that Ω_1, Ω_2 are time dependent while Ω_e is constant. We have assumed all laser frequencies (ω_{L1}, ω_{Le} , and ω_{L2}) to be resonant with the relevant atomic transitions and that $\omega_{\text{cav}} + \omega_{L2} = \omega_{L1} + \omega_{Le}$ where ω_{cav} is the cavity resonance frequency. We choose to have resonant driving frequencies because we want to transfer population quickly between the excited levels to circumvent spontaneous emission.

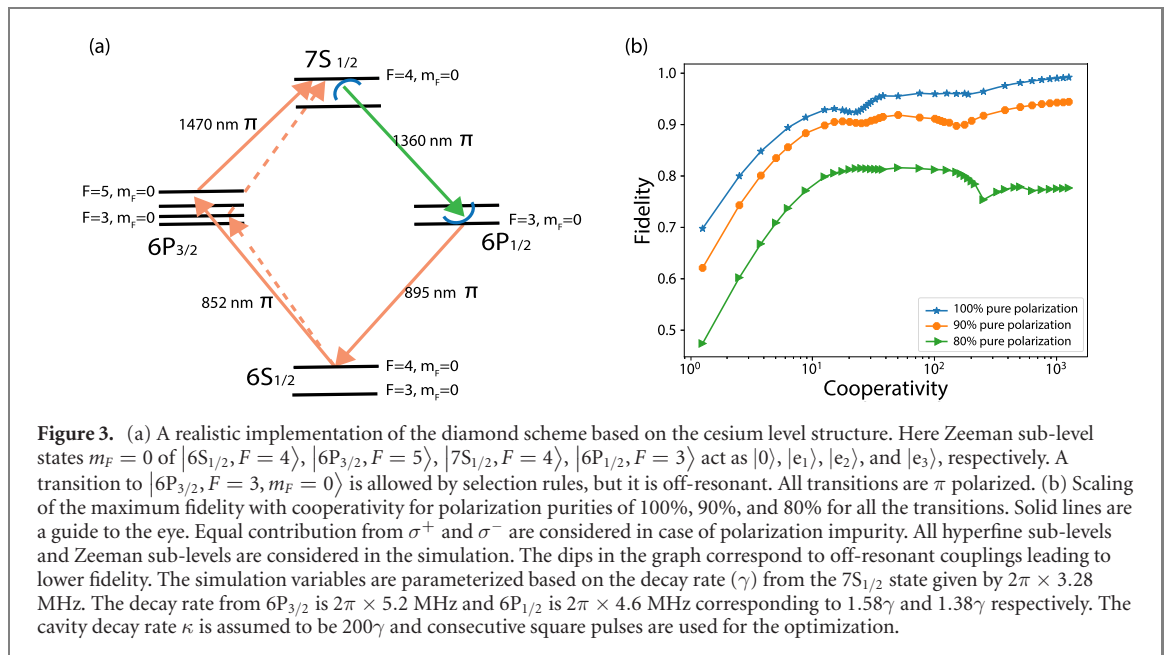
Spontaneous emission is described by Lindblad operators $\hat{L}_1 = \sqrt{\gamma_1} |d_1\rangle \langle e_1|$, $\hat{L}_2 = \sqrt{\gamma_2} |d_2\rangle \langle e_2|$, and $\hat{L}_3 = \sqrt{\gamma_3} |d_3\rangle \langle e_3|$. Here, the decay rates are denoted by γ 's and we have introduced *dump*-levels ($|d_i\rangle$), which allow us to disregard the evolution of the system following spontaneous emission from one of the excited spin states. This amounts to a worst-case scenario where we assume that any spontaneous emission brings the system to a state with zero overlap with the desired target state in equation (1).

We can analytically solve the equations of motion assuming the atom is initially in state $|0\rangle$ (the dynamics are trivial if the atom is in state $|1\rangle$) with zero cavity photons. We describe the decay of the cavity field through a Lindblad operator $\hat{L}_c = \sqrt{\kappa} \hat{c}$, where $\kappa = \kappa_f + \kappa_1$. Here, κ_f describes the desired outcoupling to a fiber while κ_1 describes intra-cavity loss. Note that such loss is detectable and thus only affects the efficiency of the protocol. Adopting a stochastic wave function approach [39], we solve for the no-jump evolution of the system described by the non-Hermitian Hamiltonian $H_{\text{NJ}} = \hat{H} - (i/2) \sum_i \hat{L}_i^\dagger \hat{L}_i$. We consider $\Omega_1(t)$ and $\Omega_2(t)$ to be square pulses such that $\Omega_1(t) = \Omega'_1$ is constant for $t \leq t_1$ and zero otherwise while $\Omega_2(t) = \Omega'_2$ is constant for $t_1 \leq t \leq t_2$ and zero otherwise. This allows us to find the population $\rho_{0,\lambda}$ in state $|0\rangle | \lambda_E \rangle$ at the end of the sequence as detailed in appendix A.

Due to the symmetric nature of the excitation scheme before and after the qubit flip, the target state in equation (1) can be estimated as $F \approx \kappa \rho_{0,\lambda} / \kappa_f$. Choosing $\Omega'_1 \sim C\gamma_1$, $\Omega_e \sim C\gamma_2$, and $\gamma_1 t_1 \sim \ln(C)/C$, we find an error scaling of

$$1 - F \approx \frac{\ln(C)}{C}, \quad (3)$$

assuming $\Omega'_2 \gtrsim C\gamma_3$. Here, we have defined the cooperativity $C = \frac{g^2}{\kappa(\gamma_2 + \gamma_3)}$. Notably, the error quickly decreases with the cooperativity allowing fidelities $> 90\%$ for modest cooperativities of $C \gtrsim 10$ (see figure 2(b)). Furthermore, we note that some errors which are currently included in our fidelity estimate such as spontaneous decay from the $|e_1\rangle$ and $|e_2\rangle$ state may, in principle, be detected by the absence of a telecom-photon. Employing such error-detection can therefore further boost the fidelity at the expense of a slight decrease in success probability of the protocol.



The analytical estimate of the error scaling is obtained by adiabatically eliminating certain coherences as discussed in appendix A. To validate the estimate and further minimize the error, we numerically simulate the dynamics by solving the full master equation. The result of such a simulation is shown in figure 2(b). The simulation allows us to track the transfer of the initial population in state $|0\rangle$ during the photon-generating loop. The fidelity is defined as the population that reaches the initial state ($|0\rangle$) after a complete pulse sequence. To compare with the analytical results, we optimize the fidelity for a given cooperativity by numerically finding optimal laser pulses. For a given value of atom cavity coupling g , the algorithm optimizes Ω_1 , Ω_e , and the length of the first pulse to maximize the $|e_3, 0\rangle$ state population. Following this, the population built in $|e_3, 0\rangle$ is transferred to the initial state $|0\rangle$ by optimizing the Rabi frequency Ω_2 of the second pulse with a given length. Optimization can be extended to other pulse shapes and timings as shown in figure 2(b). The minimal error found in the numerical simulation agrees with the error scaling predicted by the analytical estimate (see figure 2(a)).

3. Implementation with alkali atoms

The generic level structure considered so far has to be implemented in real atoms. We consider cesium and rubidium atoms since they have telecom transitions from the meta-stable first excited states and can be trapped near a PCC [40–43] with strong light–matter coupling [42]. Here, we focus on an implementation with cesium atoms while a similar implementation with rubidium atoms is discussed in appendix B.

Cesium has telecom transitions to $7S_{1/2}$ from both $6P_{1/2}$ and $6P_{3/2}$ with wavelengths 1360 nm (O band) and 1470 nm (S band) respectively. These levels are split into hyperfine levels and further into Zeeman sub-levels in the presence of magnetic fields. As a result, the atomic level structure includes many more levels than required for the protocol. Nonetheless, by means of selection rules, laser frequencies, and a suitable choice of qubit states, we can realize the diamond level scheme as shown in figure 3(a). We choose magnetic field insensitive clock states, $|6S_{1/2}, F = 4, m_F = 0\rangle$, $|6S_{1/2}, F = 3, m_F = 0\rangle$, as our qubit states $|0\rangle$ and $|1\rangle$, respectively. The superposition of the clock states can be created by first initializing in the state $|6S_{1/2}, F = 4, m_F = 0\rangle$ via optical pumping and then applying a $\pi/2$ pulse between the clock states.

We choose π -polarized laser excitation pulses, which allow us to make use of the selection rules $\Delta F = 0, \pm 1$ and $\Delta m_F = 0$ to realize the photon-generation part of the level scheme. We identify $|6P_{3/2}, F = 5, m_F = 0\rangle$ as $|e_1\rangle$, $|7S_{1/2}, F = 4, m_F = 0\rangle$ as $|e_2\rangle$ and $|6P_{1/2}, F = 3, m_F = 0\rangle$ as $|e_3\rangle$ respectively. The first pulse takes the population to $|6P_{3/2}, F = 5, m_F = 0\rangle$ state. Depending on the strength and spectrum of the pulse, it will also off-resonantly drive the transition to $|6P_{3/2}, F = 3, m_F = 0\rangle$ state, but part of this is coupled back into the cycle by Ω_e . The transitions with $\Delta F = 0$ have vanishing Clebsch–Gordan coefficients when $\Delta m_F = 0$. This selection rule blocks all other off-resonant transitions in the scheme.

The above implementation in cesium is conditioned on polarization selection rules and is thus sensitive to polarization fluctuations. Even a small percentage of erroneous polarization will result in coupling to other levels and a high polarization purity is imperative for the implementation of the scheme. As we will

see in the following section, the presence of nanostructures can have considerable effects on the polarization of a beam in its vicinity. To understand the effects of impure polarization, we simulate the full atomic level structure and consider small admixtures of σ^+ and σ^- -polarized light along with the intended π polarized driving pulses. The effect of an imperfect polarization purity on the fidelity is shown in figure 3(b). As expected, the fidelity is limited by the presence of other polarizations for high cooperativities. The coupling to other hyperfine levels also causes a non-trivial dependence on the cooperativity with local minima appearing when Ω or the cavity coupling g become comparable to the hyperfine splitting.

4. Nanophotonic crystal cavity and polarization purity

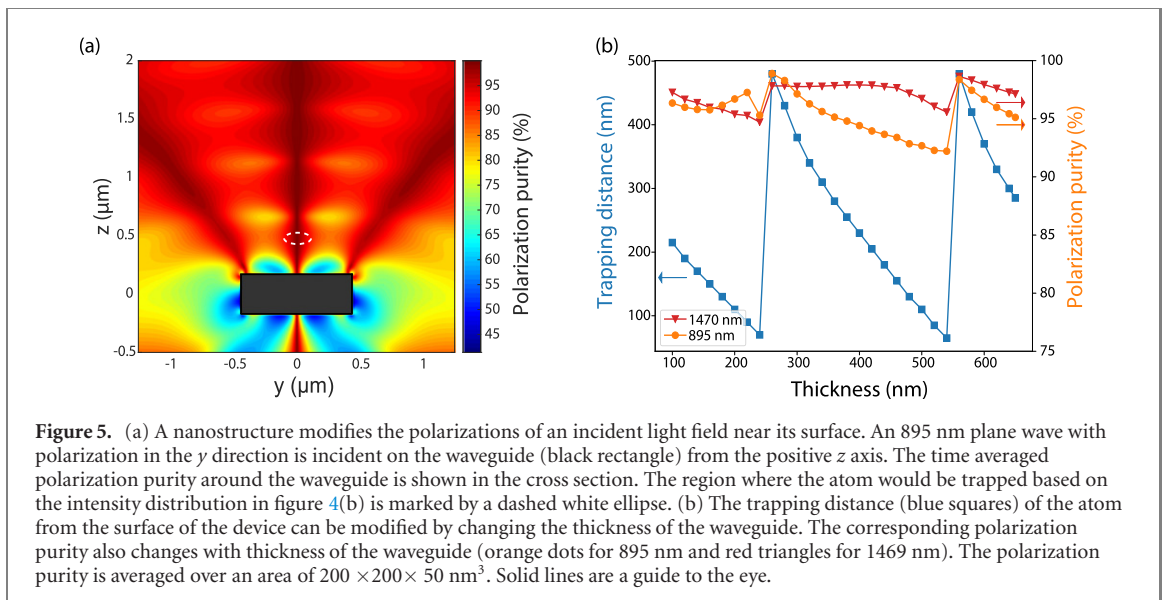
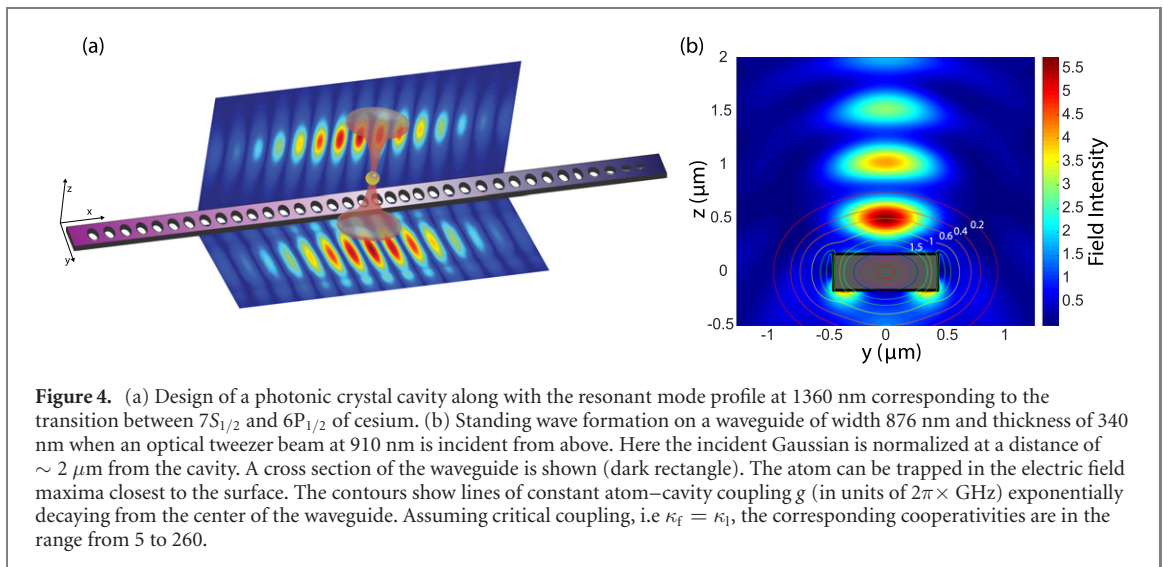
We design a PCC operating at telecom wavelengths to evaluate the expected cooperativities and effects on the polarization, and thereby the fidelity of the above scheme, using finite-difference time-domain (FDTD) simulations. PCCs have considerable flexibility in tailoring the atom–photon interaction through high quality factors, small mode volumes, and the ability to deterministically couple multiple atoms [32, 40–42]. We design a cavity resonant at 1360 nm corresponding to the transition between $7S_{1/2}$ and $6P_{1/2}$ at 340 nm thickness with a quality factor of 2×10^5 and a mode volume of $0.7 (\lambda/n)^3$ as shown in figure 4(a). Here n is the refractive index of the PCC material which is taken here to be 2.016, corresponding to that of commercially available silicon nitride. The contours of the atom–cavity coupling g are shown in figure 4(b).

The atom is coupled to the resonant mode of the cavity through the evanescent field which decays exponentially with increasing distance from the surface of the structure. We consider trapping an atom in the standing wave formed by an optical tweezer on the surface of a waveguide [40]. Figure 4(b) shows this standing wave formation when the incident tweezer beam interferes with the reflected beam from the waveguide. An atom can be loaded in the trap formed by the intensity maxima closest to the cavity by first loading the atom into the tweezer from a magneto-optical trap and then adiabatically moving the tweezer to the cavity surface [40]. Assuming critical coupling with a quality factor of 2×10^5 , cooperativities of 50 can be achieved at the region of trapping which will allow high fidelity implementation. The assumption of critical coupling will, however, reduce the collected photon number from the cavity to half, which would affect the success probability but not the fidelity of the protocol.

We now look at how the polarization purities of the addressing beams are affected by the presence of this cavity. The classical light fields Ω_1 , Ω_e , and Ω_2 can address the atom based on the direction set by the quantization axis and the polarization requirement. Since we are interested in π polarizations for the implementation of our scheme, we fix the cavity polarization axis (y axis based on the simulated fundamental TE mode) to be our quantization axis. The requirement of π (set to be y) polarization for classical fields (Ω) restricts their propagation direction to the x or z axis. With the propagation direction fixed along the z axis, we simulate how the presence of the PCC affects the polarization purity of the exciting beams near the PCC surface. Figure 5(a) shows the polarization purity of an 895 nm (corresponding to the Ω_1 field) y polarized plane wave incident normal to the surface of the PCC. The addressing beams do not have to be focused tightly to achieve the desired Rabi frequencies and are therefore modeled as plane waves. We find that the reflection from the PCC can have considerable effects on the polarization purity of the driving pulses depending on the position where the atom is trapped. While being confined by the standing wave optical trap, the atom still has some thermal motion and therefore samples over a region determined by the trap geometry and the temperature of the atom [42]. This leads to an effective average polarization purity as well as an average cooperativity for a given atomic temperature. Positioning the atom in a region of high polarization purity is thus imperative for high fidelity implementation of the scheme.

The position of the atom close to the surface of the cavity can be tuned by changing the thickness of the cavity and thereby changing the trap position [40]. This tunability allows us to have control over the effective polarization purity as well as the atom's coupling to the cavity field. The trapping distance from the surface and the corresponding polarization purity in the trapping region for different thicknesses of the cavity is shown in figure 5(b) for a trapping field at 910 nm. In general, we find that polarization impurities are higher when the atom is trapped closer to the cavity. The given polarization purity is an average over a volume of $200 \times 200 \times 50 \text{ nm}^3$ in the x , y , and z dimensions similar to observed sizes of atomic wavefunctions near a PCC [42].

Along with the polarization purity, the trapping distance also determines the atom's coupling to the cavity field. The effective coupling experienced by the atom is directly proportional to the electric field of the cavity mode at the position of the atom [44]. This electric field falls off exponentially with the distance from the surface. Consequently, strong coupling requires the atom to be placed as close to the cavity as possible. This leads to an apparent trade off between polarization purity which increases with trapping distance and the atom–cavity coupling which decreases with trapping distance.



5. Combined results

To estimate realistic fidelities attainable for the diamond scheme, we simulate a cavity with a thickness of 340 nm, quality factor of 2×10^5 , and extract cooperativity and polarization purity at the trapping region from the FDTD simulations. Assuming critical coupling such that $\kappa_f = \kappa_i$, we attain a cooperativity of 35 averaged over the region where atom would be trapped. At this trapping region we find average polarization purities of 93.89% for 852 nm, 94.99% for 895 nm, and 97.79% for 1470 nm plane waves incident from the positive z axis. A polarization purity of 97.66% was found for the cavity field. Based on these polarization purities, a fidelity of 0.93 can be achieved for the simulated average cooperativity of 35 with square pulses of length 2.5 ns for Ω_1 and 0.5 ns for Ω_2 . We note that reflections of the addressing beams from the PCC can lead to position dependent variations of the corresponding Rabi frequencies. From the FDTD simulations we estimate that such variations will reduce our fidelities by 2.5%. This error can be further reduced by cooling the atom to lower temperatures using Raman sideband cooling or by using tighter traps [45].

Cavities of similar and higher quality factors have been made and pulses as short as 50 ps can be made using commercially available electro optic modulators enabling realistic high fidelity implementation of the scheme. Moreover, fidelities greater than 0.9 can be achieved with cooperativities as small as 15 for the simulated polarization purity implying the possibility of high fidelity implementation even in lossy cavities and higher temperatures of the atom. Additionally, further optimization of the cavity can be performed to obtain higher atom–cavity coupling, higher polarization purity, and lower cavity losses to improve the fidelities.

6. Summary and outlook

A future distributed global quantum network will rely on quantum nodes with long coherence times, high bandwidths, and telecom interfaces. We have proposed and analyzed the performance of a node architecture that consists of an individual atom coupled to a nanophotonic crystal cavity which operates at telecom wavelengths. We have shown that this node is capable of generating a high fidelity atom–photon entangled state under realistic conditions taking both the full atomic level structure and the properties of the nanophotonic cavity into account. We have analyzed the scaling of the fidelity with the cooperativity of the atom–cavity system and find that fidelities larger than 0.9 are attainable with current state of the art technologies.

Our assumptions are rather conservative and we expect that even higher fidelities are achievable. For instance, lower temperatures of the atom would reduce the region over which the polarizations and Rabi frequencies of the driving fields are averaged and would lead to higher fidelities. Furthermore, a careful cavity design could enlarge the regions of high polarization purity and align them with the trapping region. Additionally, based on recent results for strong coupling of atoms to nanophotonic crystal cavities at 780 nm, we anticipate that cavities with higher quality factors can be fabricated at longer wavelengths [46].

Finally, the proposed node architecture can be extended in several important directions. A multi-qubit node can be achieved by coupling multiple atoms to the same cavity [47–49]. Operations between these qubits can be enabled via photon mediated gates through the cavity. Such an architecture will enable advanced network functionalities such as entanglement purification [50, 51] and quantum repeater protocols [34, 52–54], thereby paving the way towards large scale multi-node quantum networks.

Acknowledgments

We thank Mikhail Lukin, Alan Dibos, and Jordan Kemp for insightful discussions. Research was sponsored by the ARO and was accomplished under Grant Number: W911NF-20-1-0058. JB acknowledges support from Villum Fonden via the QMATH Center of Excellence (Grant No. 10059).

Appendix A. Analytical estimates

Here we describe how to analytically solve for the dynamics of the scheme and estimate the performance of the spin–photon entanglement generation. Our starting point is the Hamiltonian in equation (2). We assume the atom is initially in state $|0\rangle$ and that the cavity field is vacuum ($|0_{\text{ph}}\rangle$). We focus on the no-jump evolution of the state vector

$$|\phi\rangle = c_0 |0\rangle |0_{\text{ph}}\rangle + c_+ |+\rangle + c_- |-\rangle + c_2 |e_3\rangle |1_{\text{ph}}\rangle, \quad (\text{A.1})$$

subject to the non-Hermitian Hamiltonian $H_{\text{NJ}} = \hat{H} - (i/2)\sum_i \hat{L}_i^\dagger \hat{L}_i$ with Lindblad operators as defined below equation (2). We have defined the states $|\pm\rangle = (|e_1\rangle |0_{\text{ph}}\rangle \pm |e_2\rangle |0_{\text{ph}}\rangle) / \sqrt{2}$. Note that the overall population decay corresponds to the atom spontaneously decaying to one of the dump levels or that the cavity photon in state $|e_3\rangle |1_{\text{ph}}\rangle$ couples out into fiber (κ_f) or is lost (κ_l). Explicitly including the population buildup in these states would correspond to a consistent and probability preserving description of the dynamics. However, since we are interested in a lower bound for the performance of the scheme, we simply view any decay to a dump level as an undetectable decay into a state with zero overlap with the desired target state (equation (1)). This allows us to neglect the dynamics following such a decay. Furthermore, we first solve for the dynamics for a time period $0 \geq t \geq t_1$ where we assume that $\Omega_1(t) = \Omega'_1$ is constant and $\Omega_2 = 0$. We can therefore also neglect the dynamics following the outcoupling or loss of the cavity photon and simply view this as a build up of population in the state $|e_3\rangle |0_{\text{ph}}\rangle$ (which decays with rate γ_3).

From the Schrödinger equation ($\frac{\partial}{\partial t} |\phi\rangle = -i\hat{H}_{\text{NJ}} |\phi\rangle$), we obtain equations of motion for the amplitudes c_0 , c_{\pm} , and c_2 . Assuming that $\Omega_1 \ll \sqrt{2}\Omega_e$, we can adiabatically eliminate the c_{\pm} amplitudes and obtain

$$\dot{c}_0 = -\frac{2\gamma_2\Omega_1'^2}{\gamma_1\gamma_2 + 4\Omega_e^2}c_0 + i\frac{4g\Omega_e\Omega_1'}{\gamma_1\gamma_2 + 4\Omega_e^2}c_2 \quad (\text{A.2})$$

$$\dot{c}_2 = -\left(\frac{2g^2\gamma_1}{\gamma_1\gamma_2 + 4\Omega_e^2} + \frac{\kappa + \gamma_3}{2}\right)c_2 + i\frac{4g\Omega_e\Omega_1'}{\gamma_1\gamma_2 + 4\Omega_e^2}c_0, \quad (\text{A.3})$$

where we have assumed for simplicity that all couplings are real. Solving for the c_2 amplitude gives $c_2(t) = i\frac{\alpha}{\beta}e^{-\lambda t} \sinh(\beta t)$, where we have defined

$$\alpha = \frac{4g\Omega_e\Omega'_1}{\gamma_1\gamma_2 + \Omega_e^2} \quad (\text{A.4})$$

$$\beta = \frac{1}{4} \sqrt{\frac{((\gamma_1\gamma_2 + 4\Omega_e^2)(\kappa + \gamma_3) - 4\gamma_2\Omega_1'^2 + 4g^2\gamma_1)^2 - 256g^2\Omega_1'^2\Omega_e^2}{\gamma_1\gamma_2 + 4\Omega_e^2}} \quad (\text{A.5})$$

$$\lambda = \frac{g^2\gamma_1 + \Omega_1'^2\gamma_2}{\gamma_1\gamma_2 + 4\Omega_e^2} + \frac{\kappa + \gamma_3}{4}. \quad (\text{A.6})$$

The population, $\rho_{e3,1}(t_1)$, in state $|e_3\rangle |1_{\text{ph}}\rangle$ at time t_1 is $|c_2(t_1)|^2$ while the population, $\rho_{e3,0}(t_1)$, in state $|e_3\rangle |0_{\text{ph}}\rangle$ at time t_1 is

$$\rho_{e3,0}(t_1) = \kappa \int_0^{t_1} |c_2(t)|^2 e^{-\gamma_3(t_1-t)} dt. \quad (\text{A.7})$$

At time t_1 the first laser (Ω_1) is switched off and the second laser Ω_2 is turned for a time $t_2 - t_1$ to transfer any population in the state $|e_3\rangle$ to state $|0\rangle$. Note that we choose t_1 long enough to ensure that the population in $|0\rangle$ is negligible at time t_1 . Assuming that $\Omega_2 \gg \gamma_3$, we can neglect any spontaneous emission during the transfer and estimate the resulting population, $\rho_{0,\lambda}$ in state $|0\rangle | \lambda_E \rangle$ at the end of the sequence as

$$\rho_{0,\lambda} \approx \frac{\kappa_f}{\kappa} (\rho_{e3,0}(t_1) + \rho_{e3,1}(t_1)). \quad (\text{A.8})$$

The above sequence is repeated after the populations in the qubit states $|0\rangle$ and $|1\rangle$ has been flipped in order to generate the spin–photon entangled target state. Due to this symmetric generation scheme, we can estimate the overall fidelity of the generated spin–photon state with the target state as $F \approx \kappa\rho_{0,\lambda}/\kappa_f$, with $\rho_{0,\lambda}$ as defined above. Here, we have assumed that if the photon is lost (with rate κ_l), this is a detectable error. Heralding on a successful outcoupling to the fiber thus gives a success probability of κ_f/κ . In reality, spontaneous emission, from e.g. the $|e_2\rangle$ and $|e_1\rangle$ states, may also result in the absence of a telecom photon, but to obtain a lower bound on the fidelity, we have assumed that such errors are not detectable.

From equation (A.7), we find that

$$F \approx \frac{\kappa|\alpha|^2}{4|\beta|^2} \left(\frac{e^{-2(\lambda - i\text{Im}\{\beta\})t_1}}{2(\lambda + i\text{Im}\{\beta\}) - \gamma_3} + \frac{e^{-2(\lambda + i\text{Im}\{\beta\})t_1}}{2(\lambda - i\text{Im}\{\beta\}) - \gamma_3} - \frac{e^{-2(\lambda - \text{Re}\{\beta\})t_1}}{2(\lambda - \text{Re}\{\beta\}) - \gamma_3} - \frac{e^{-2(\lambda + \text{Re}\{\beta\})t_1}}{2(\lambda + \text{Re}\{\beta\}) - \gamma_3} \right. \\ \left. + \frac{8|\beta|^2(2\lambda - \gamma_3)e^{-\gamma_3 t_1}}{(\beta^2 - (2\lambda - \gamma_3)^2)^2 - 2(\beta^2 + (2\lambda - \gamma_3)^2)(\beta^*)^2 + (\beta^*)^4} \right) + \frac{|\alpha|^2}{|\beta|^2} e^{-2\lambda t_1} |\sinh(\beta t_1)|^2. \quad (\text{A.9})$$

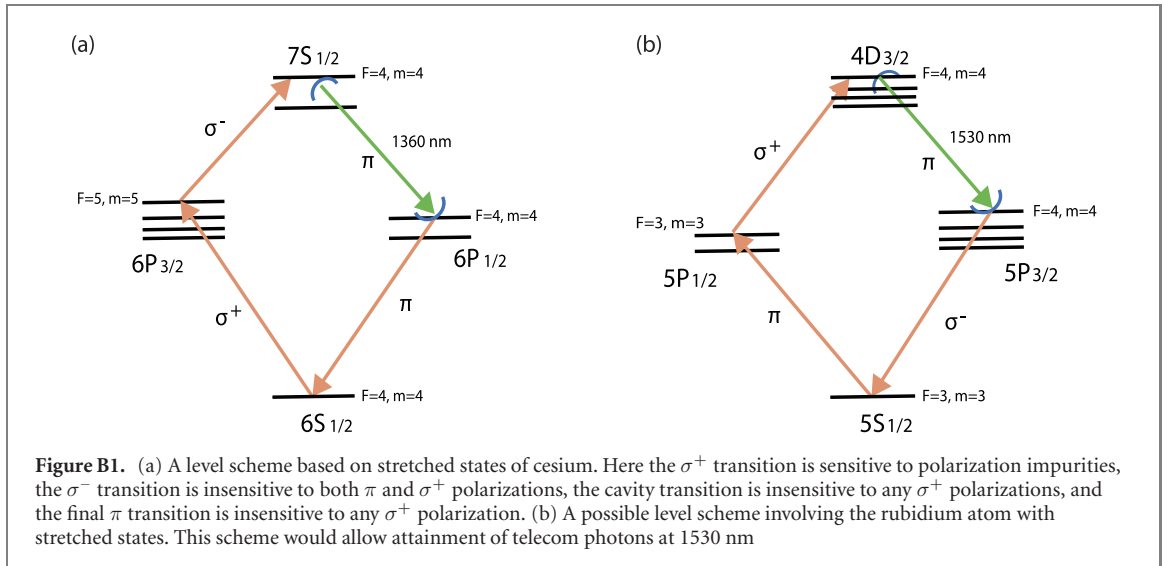
Here $\text{Im}\{\}$ ($\text{Re}\{\}$) is the imaginary (real) part and $*$ is the complex conjugate. In the limit $\kappa \gg g, \Omega_1, \Omega_e, \gamma$, the above expression simplifies to

$$F \approx \frac{64g^2\kappa\Omega_1'^2\Omega_e^2}{(4g^2\gamma_1 + \gamma_1\gamma_2\kappa + 4\kappa\Omega_e^2)((4g^2 + \gamma_2\kappa)(\gamma_1\gamma_3 - 4\Omega_1'^2) + 4\gamma_3\kappa\Omega_e^2)} \left(e^{-\frac{4(4g^2 + \gamma_2\kappa)\Omega_1'^2}{4g^2\gamma_1 + \gamma_1\gamma_2\kappa + 4\kappa\Omega_e^2} t_1} - e^{-\gamma_3 t_1} \right). \quad (\text{A.10})$$

Defining the cooperativity $C = \frac{g^2}{\kappa(\gamma_2 + \gamma_3)}$ and choosing $\Omega_1' = aC\gamma_1$, $\Omega_e = C\gamma_2$, and $\gamma_1 t_1 = \ln C/C$, we find an error scaling as $1 - F \propto \ln C/C$ in the limit $C \gg 1$ as long as $4a^2 \geq \gamma_2/(\gamma_2 + \gamma_3)$. Note that we need $a \lesssim 1$ for our adiabatic elimination to be valid. While the analytical expression provides insight on how the parameters should scale to suppress the error, we also optimize the driving strengths (Ω) and the time (t_1) in the numerical simulations to find the minimal error.

Appendix B. Alternate implementations

The entanglement scheme presented in the main text is very general and suitable atomic level schemes can be found for several atomic species and multiple choices of sub-levels. For cesium, apart from the clock state implementation presented in the main text, one can also find a level scheme based on stretched states, where off-resonant transitions are forbidden for pure polarizations. Schemes based on stretched levels have an additional advantage of being insensitive to a subset of polarization impurities based on the level



selections (figure B1(a)). However, the coherence time of stretched state qubits are smaller as they are more sensitive to magnetic field fluctuations. Moreover, we find that for the given waveguide design the polarization of σ^+ , σ^- fields are not well maintained.

The generalised implementation shown in figure 1(b) can be extended to other systems with a telecom transition from the first excited states. A possible implementation of the scheme in rubidium, another widely studied atomic system, is shown in figure B1(b). Rubidium gives a selection of four different telecom transitions based on the choice of excitation to levels $4D_{3/2}$ or $6S_{1/2}$ from its two first excited states $5P_{1/2}$ and $5P_{3/2}$ respectively. The implementation shown here makes use of the telecom transition between states $4D_{3/2}$ and $5P_{3/2}$ at a wavelength of 1530 nm. This transition in the telecom C band allows low loss fiber propagation along with the ability to couple to telecom nodes of other memory platforms such as erbium doped solid state crystal memories. A scheme similar to figure 3(a), making use of the magnetic insensitive $m_F = 0$ state can be implemented in rubidium for both $4D_{3/2}$ and $6S_{1/2}$. However, the hyperfine splittings of rubidium are smaller compared to cesium making it more sensitive to polarization impurities.

Appendix C. Other sources of errors

Apart from the dominant error sources due to the polarization purity of the control fields that is affected by the nanostructure and the off-resonant coupling to additional atomic levels, we consider additional noise sources and estimate their contribution:

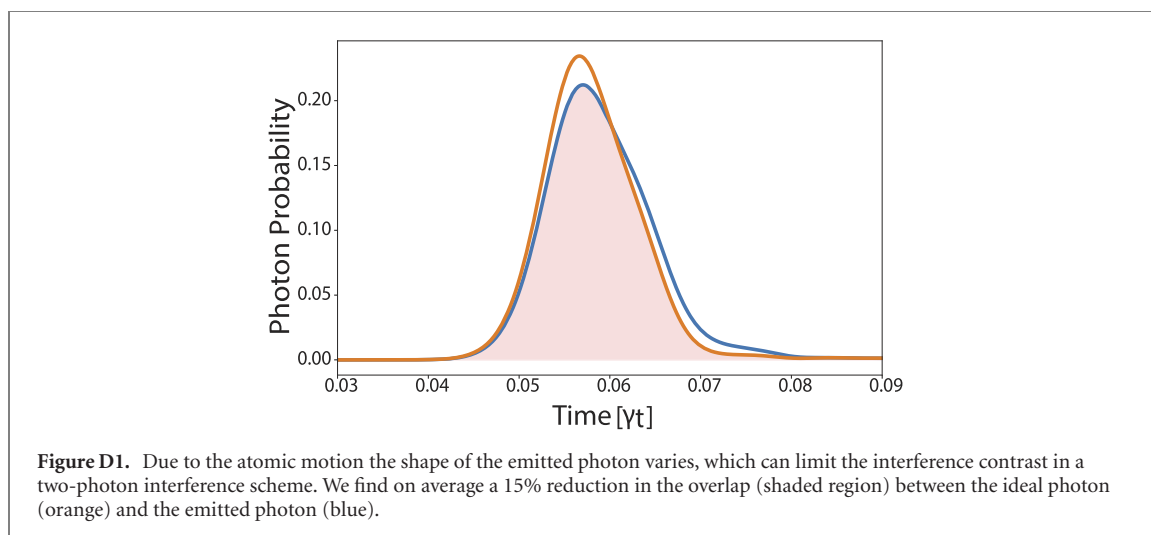
Amplitude noise: laser amplitude noise causes a variation in Rabi frequencies affecting our fidelity. We estimate that with standard amplitude stabilization techniques these variations will be below 0.05% which would lead to a 0.01% reduction of the entanglement fidelity.

Random light shifts: as the atom moves in the optical tweezer due to its temperature it experiences varying light shifts from the trapping beam. These variation are <5 MHz for typical trap intensities [42] which can lead to a small reduction of entanglement fidelity by 0.1%. However, these variations can be avoided by using magic wavelength traps in the cesium implementation or by performing the protocol stroboscopically with the trap being switched off during the entanglement generation [55].

Qubit dephasing in optical tweezers: the tight focussing of the trapping beam leads to fictitious magnetic fields that can cause decoherence of the qubit states. An appropriate choice of magnetic fields can be used to mitigate this effect [40]. For $m_F = 0$ Zeeman states, as considered here for the cesium implementation of our protocol, this source of error as well as dephasing caused by external magnetic field fluctuations is negligible.

Scattering: even though the transition frequency of the atom is far detuned from the tweezer frequency, the high intensity of the tweezer beam can cause off-resonant scattering leading to lower coherence times. For realistic intensities, we expect the scattering rate to be at the Hz level, enabling sufficiently long coherence times.

Polarization noise: commercially available polarization maintaining fibers offer polarization extinction ratios around 25 dB. With these values we expect less than 0.05% fidelity reduction of the entangled atom–photon state. Additional polarizers can be used to reduce this value further.



Appendix D. Entanglement of distant quantum nodes

Quantum network nodes can be entangled through beam splitter interference schemes which rely on the indistinguishability of the photons. The variations of cavity coupling and Rabi frequencies in the trap region will reduce the indistinguishability of the emitted photons which can affect the entanglement fidelities of distant nodes. From our FDTD simulations, we estimate that overlap of emitted photons in case of realistic Gaussian pulses can reduce by 15% on average due to Rabi frequency and cavity coupling variations (see figure D1). The reduction in fidelity arising from such overlap mismatch can be mitigated by time-filtering by which we can maintain high fidelity at the expense of entanglement rate [56].

ORCID iDs

Hannes Bernien  <https://orcid.org/0000-0002-1950-7368>

References

- [1] Gisin N, Ribordy G, Tittel W and Zbinden H 2002 Quantum cryptography *Rev. Mod. Phys.* **74** 145–95
- [2] Wehner S, Elkouss D and Hanson R 2018 Quantum internet: a vision for the road ahead *Science* **362** 303–12
- [3] Nickerson N H, Li Y and Benjamin S C 2013 Topological quantum computing with a very noisy network and local error rates approaching one percent *Nat. Commun.* **4** 1756
- [4] Monroe C *et al* 2014 Large-scale modular quantum-computer architecture with atomic memory and photonic interconnects *Phys. Rev. A* **89** 022317
- [5] Proctor T J, Knott P A and Dunningham J A 2018 Multiparameter Estimation in networked quantum sensors *Phys. Rev. Lett.* **120** 080501
- [6] Gottesman D, Jennewein T and Croke S 2012 Longer-baseline telescopes using quantum repeaters *Phys. Rev. Lett.* **109** 070503
- [7] Khabiboulline E T, Borregaard J, Greve K D and Lukin M D 2019 Optical interferometry with quantum networks *Phys. Rev. Lett.* **123** 070504
- [8] Hensen B *et al* 2015 Loophole-free Bell inequality violation using electron spins separated by 1.3 kilometres *Nature* **526** 682–6
- [9] Moehring D L *et al* 2007 Entanglement of single-atom quantum bits at a distance *Nature* **449** 68–71
- [10] Hucul D *et al* 2015 Modular entanglement of atomic qubits using photons and phonons *Nat. Phys.* **11** 37–42
- [11] Ritter S *et al* 2012 An elementary quantum network of single atoms in optical cavities *Nature* **484** 195–200
- [12] Hofmann J *et al* 2012 Heralded entanglement between widely separated atoms *Science* **337** 72–5
- [13] Yu Y *et al* 2019 Entanglement of two quantum memories via metropolitan-scale fibers (arXiv:1903.11284)
- [14] Bernien H *et al* 2013 Heralded entanglement between solid-state qubits separated by three metres *Nature* **497** 86–90
- [15] Bhaskar M K *et al* 2020 Experimental demonstration of memory-enhanced quantum communication *Nature* **7801** 60–4
- [16] Delteil A *et al* 2016 Generation of heralded entanglement between distant hole spins *Nat. Phys.* **12** 218–23
- [17] Stockill R *et al* 2017 Phase-tuned entangled state generation between distant spin qubits *Phys. Rev. Lett.* **119** 010503
- [18] Usmani I *et al* 2012 Heralded quantum entanglement between two crystals *Nat. Photon.* **6** 234–7
- [19] Ursin R *et al* 2007 Entanglement-based quantum communication over 144 km *Nat. Phys.* **3** 481–6
- [20] Yin J *et al* 2017 Satellite-based entanglement distribution over 1200 kilometers *Science* **356** 1140–4
- [21] Miao E L *et al* 2005 Background noise of satellite-to-ground quantum key distribution *New J. Phys.* **7** 215
- [22] Liao S K *et al* 2017 Long-distance free-space quantum key distribution in daylight towards inter-satellite communication *Nat. Photon.* **11** 509–13
- [23] Tamura Y *et al* 2018 The first 0.14-dB/km loss optical fiber and its impact on submarine transmission *J. Lightwave Technol.* **36** 44–9
- [24] Schlosser N, Raymond G, Protchenko I and Grangier P 2001 Subpoissonian loading of a microscopic dipole trap *Nature* **411** 1024

- [25] Endres M *et al* 2016 Atom-by-atom assembly of defect-free one-dimensional cold atom arrays *Science* **354** 1024–7
- [26] Barredo D, Léséleuc S D, Lienhard V, Lahaye T and Browaeys A 2016 Atomic arrays *Science* **354** 1021–4
- [27] Kim H *et al* 2016 In situ single-atom array synthesis using dynamic holographic optical tweezers *Nat. Commun.* **7** 13317
- [28] Brown M O, Thiele T, Kiehl C, Hsu T W and Regal C A 2019 Gray-molasses optical-tweezer loading: controlling collisions for scaling atom-array assembly *Phys. Rev. X* **9** 11057
- [29] Reiserer A and Rempe G 2015 Cavity-based quantum networks with single atoms and optical photons *Rev. Mod. Phys.* **87** 1379–418
- [30] Specht H P *et al* 2011 A single-atom quantum memory *Nature* **473** 190–3
- [31] Reiserer A, Kalb N, Rempe G and Ritter S 2014 A quantum gate between a flying optical photon and a single trapped atom *Nature* **508** 237–40
- [32] Tiecke T *et al* 2014 Nanophotonic quantum phase switch with a single atom *Nature* **508** 241–4
- [33] Tchebotareva A *et al* 2019 Entanglement between a diamond spin qubit and a photonic time-bin qubit at telecom wavelength *Phys. Rev. Lett.* **123** 1–6
- [34] Uphoff M, Brekenfeld M, Rempe G and Ritter S 2016 An integrated quantum repeater at telecom wavelength with single atoms in optical fiber cavities *Appl. Phys. B* **122** 419
- [35] Covey J P *et al* 2019 Telecom-band quantum optics with ytterbium atoms and silicon nanophotonics *Phys. Rev. Appl.* **11** 034044
- [36] Chanelière T *et al* 2006 Quantum telecommunication based on atomic cascade transitions *Phys. Rev. Lett.* **96** 093604
- [37] Willis R T, Becerra F E, Orozco L A and Rolston S L 2009 Four-wave mixing in the diamond configuration in an atomic vapor *Phys. Rev. A* **79** 1–6
- [38] Simon C and Irvine W T 2003 Robust long-distance entanglement and a loophole-free bell test with ions and photons *Phys. Rev. Lett.* **91** 1–4
- [39] Jean D, Yvan C and Klaus M 1992 Wave-function approach to dissipative processes in quantum optics *Phys. Rev. Lett.* **68** 580–3
- [40] Thompson J *et al* 2013 Coupling a single trapped atom to a nanoscale optical cavity *Science* **340** 1202–5
- [41] Goban A *et al* 2014 Atom–light interactions in photonic crystals *Nat. Commun.* **5**
- [42] Samutpraphoot P *et al* 2020 Strong coupling of two individually controlled atoms via a nanophotonic cavity *Phys. Rev. Lett.* **124** 063602
- [43] Kim M E, Chang T H, Fields B M, Chen C A and Hung C L 2019 Trapping single atoms on a nanophotonic circuit with configurable tweezer lattices *Nat. Commun.* **10** 1647
- [44] Kimble H J 1998 Strong interactions of single atoms and photons in cavity QED *Phys. Scr. T* **76** 127–37
- [45] Béguin J B *et al* 2020 Reduced volume and reflection for optical tweezers with radial Laguerre-Gauss beams (arXiv:2001.11498)
- [46] Asano T, Ochi Y, Takahashi Y, Kishimoto K and Noda S 2017 Photonic crystal nanocavity with a Q factor exceeding eleven million *Opt. Express* **25** 1769
- [47] Sørensen A S and Mølmer K 2003 Measurement induced entanglement and quantum computation with atoms in optical cavities *Phys. Rev. Lett.* **91** 097905
- [48] Duan L-M, Wang B and Kimble H J 2005 Robust quantum gates on neutral atoms with cavity-assisted photon scattering *Phys. Rev. Appl.* **72** 032333
- [49] Borregaard J, Kómár P, Kessler E M, Sørensen A S and Lukin M D 2015 Heralded quantum gates with integrated error detection in optical cavities *Phys. Rev. Lett.* **114** 110502
- [50] Bennett C H *et al* 1996 Purification of noisy entanglement and faithful teleportation via noisy channels *Phys. Rev. Lett.* **76** 722–5
- [51] Kalb N *et al* 2017 Entanglement distillation between solid-state quantum network nodes *Science* **356** 928–32
- [52] Briegel H-J, Dür W, Cirac J I and Zoller P 1998 Quantum repeaters: the role of imperfect local operations in quantum communication *Phys. Rev. Lett.* **81** 5932–5
- [53] Childress L, Taylor J M, Sørensen A S and Lukin M D 2006 Fault-tolerant quantum communication based on solid-state photon emitters *Phys. Rev. Lett.* **96** 070504
- [54] Borregaard J, Kómár P, Kessler E M, Lukin M D and Sørensen A S 2015 Long-distance entanglement distribution using individual atoms in optical cavities *Phys. Rev. Appl.* **92** 012307
- [55] Hutzler N R, Liu L R, Yu Y and Ni K-K 2017 Eliminating light shifts for single atom trapping *New J. Phys.* **19** 023007
- [56] Legero T, Wilk T, Kuhn A and Rempe G 2003 Time-resolved two-photon quantum interference *Appl. Phys. B* **77** 797–802