

Water-Soluble Anthraquinone Photocatalysts Enable Methanol-Driven Enzymatic Halogenation and Hydroxylation Reactions

Yuan, Bo; Mahor, Durga; Fei, Qiang; Wever, Ron; Alcalde, Miguel; Zhang, Wuyuan; Hollmann, Frank

DOI

[10.1021/acscatal.0c01958](https://doi.org/10.1021/acscatal.0c01958)

Publication date

2020

Document Version

Final published version

Published in

ACS Catalysis

Citation (APA)

Yuan, B., Mahor, D., Fei, Q., Wever, R., Alcalde, M., Zhang, W., & Hollmann, F. (2020). Water-Soluble Anthraquinone Photocatalysts Enable Methanol-Driven Enzymatic Halogenation and Hydroxylation Reactions. *ACS Catalysis*, 10(15), 8277-8284. <https://doi.org/10.1021/acscatal.0c01958>

Important note

To cite this publication, please use the final published version (if applicable). Please check the document version above.

Copyright

Other than for strictly personal use, it is not permitted to download, forward or distribute the text or part of it, without the consent of the author(s) and/or copyright holder(s), unless the work is under an open content license such as Creative Commons.

Takedown policy

Please contact us and provide details if you believe this document breaches copyrights. We will remove access to the work immediately and investigate your claim.

Water-Soluble Anthraquinone Photocatalysts Enable Methanol-Driven Enzymatic Halogenation and Hydroxylation Reactions

Bo Yuan, Durga Mahor, Qiang Fei, Ron Wever, Miguel Alcalde, Wuyuan Zhang,* and Frank Hollmann*



Cite This: *ACS Catal.* 2020, 10, 8277–8284



Read Online

ACCESS |



Metrics & More



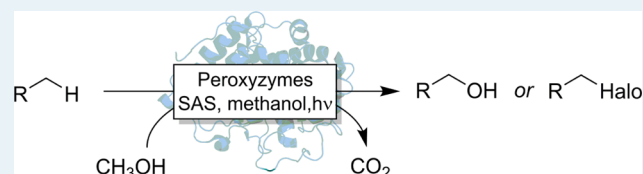
Article Recommendations



Supporting Information

ABSTRACT: Peroxozymes simply use H_2O_2 as a cosubstrate to oxidize a broad range of inert C–H bonds. The lability of many peroxozymes against H_2O_2 can be addressed by a controlled supply of H_2O_2 , ideally in situ. Here, we report a simple, robust, and water-soluble anthraquinone sulfonate (SAS) as a promising organophotocatalyst to drive both haloperoxidase-catalyzed halogenation and peroxxygenase-catalyzed oxyfunctionalization reactions. Simple alcohols, methanol in particular, can be used both as a cosolvent and an electron donor for H_2O_2 generation. Very promising turnover numbers for the biocatalysts of up to 318 000 have been achieved.

KEYWORDS: photobiocatalysis, peroxozymes, halogenation, hydroxylation, H_2O_2 generation



INTRODUCTION

Peroxozymes (i.e., oxidative enzymes utilizing H_2O_2 as a stoichiometric oxidant) are on the rise. As biocatalysts, they entail the benefits associated with enzymes such as operating under mild (i.e., energy-saving) reaction conditions and often exhibiting superb regio-, chemo-, and enantio-selectivity. Compared to other oxidizing enzymes such as P450 monooxygenases, they excel by their simplicity in terms of oxygen activation.¹ Instead of relying on complex enzyme cascades for the activation of molecular oxygen, peroxozymes use already activated oxygen in the form of H_2O_2 .² Nevertheless, in most cases, simple bulk addition of all H_2O_2 is not advisable because of undesired side reactions and/or limited stability of biocatalysts against H_2O_2 . Slow, continuous, or portion-wise supply of H_2O_2 is one alternative to maintain overall low concentrations of H_2O_2 but leads to significant dilution effects. Also, so-called “hot spots” of locally high H_2O_2 concentrations at the entry point of the stock solution into the reaction medium eventually inactivate the biocatalysts. Finally, especially in the case of hypohalite-forming enzymes (vide infra), excess H_2O_2 is wasted in a futile disproportionation reaction yielding H_2O and 1O_2 .^{3,4} The latter may also be expected to lead to undesired side reactions. Therefore, in situ generation of H_2O_2 from O_2 has emerged as a viable alternative.² A broad range of enzymatic, electrochemical, and chemical in situ H_2O_2 generation systems have been proposed in the past few years. Photochemical approaches for the in situ reduction of O_2 to H_2O_2 are attractive because they also enable using sacrificial electron donors such as EDTA^{5,6} or simple alcohols.⁷ Enzymatic H_2O_2 generation methods are more restricted in terms of sacrificial electron donors that can be used.^{8–10} Furthermore, combining photocatalysis with biocatalysis offers new possibilities for organic synthesis ranging from new regeneration approaches for

cofactor-dependent enzymes,^{11–25} photoenzymatic cascades,²⁶ and “new to nature” reactions catalyzed by photoexcited enzymes.^{27–32} Yet, the combination of photocatalysis with biocatalysis is not always unproblematic due to issues of photobleaching³³ and formation of reactive oxygen species.^{34–36}

Therefore, we became interested in the photocatalyst sodium anthraquinone sulfonate (SAS) for the oxidation of small sacrificial electron donors such as methanol^{37,38} and reductive activation of ambient O_2 to H_2O_2 . Compared to established heterogeneous photocatalysts,^{7,39} SAS is homogeneously dissolved in the reaction medium, which may alleviate the sluggish reaction kinetics by eliminating diffusion limitations of the heterogeneous photocatalysts. Furthermore, the mechanism of anthraquinone-mediated oxygen activation⁴⁰ does not involve long-lived radical species, which in previous studies have been observed to impair the stability of the biocatalysts used. SAS has also been studied extensively as a photocatalyst for aerobic oxidation of a broad range of different alcohols using molecular oxygen as a stoichiometric electron acceptor (yielding H_2O_2 as byproduct).^{37,41–43}

We, therefore, decided to evaluate SAS-catalyzed oxidation of simple alcohols to promote peroxozyme-catalyzed oxidation reactions. As the first model enzyme, we used vanadium-dependent chloroperoxidase from *Curvularia inaequalis* (CiV-CPO).^{4,34,44–53} CiV-CPO oxidizes Cl^- , Br^- , and I^- to the corresponding hypohalites, which then undergo spontaneous

Received: May 1, 2020

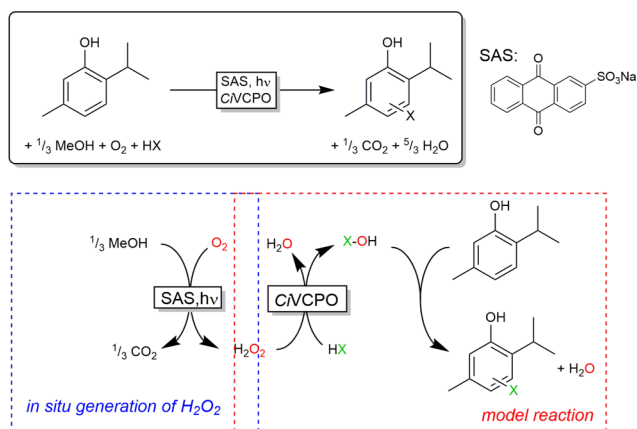
Revised: June 30, 2020

Published: June 30, 2020



chemical oxidation and halogenation reactions. We envisioned a productive coupling of SAS-catalyzed H_2O_2 generation with *CiVCPO*-induced halogenation of thymol (Scheme 1).

Scheme 1. Photoenzymatic Halogenation Combining Photocatalytic In Situ Generation of H_2O_2 Via O_2 Reduction in the Presence of Methanol to Drive *CiVCPO*-Initiated Halogenation of Thymol^a



^aUpper: overall reaction, lower: dissection into photochemical H_2O_2 generation (blue) and chemoenzymatic halogenation of thymol (red).

RESULTS AND DISCUSSION

For the first set of experiments, we chose methanol as a sacrificial electron donor. Due to the excellent solvent stability of the biocatalyst, we used 40% (v/v) of methanol in phosphate buffer (pH 6). Hence, methanol served two purposes, as a sacrificial electron donor and as a cosolvent for the hydrophobic thymol starting material. Illuminating SAS alone with the visible light in the presence of methanol and ambient air led to an accumulation of H_2O_2 in the reaction mixture (Figure S1). After approximately 5 h (ca. 2 mM H_2O_2), the H_2O_2 accumulation ceased, most likely reaching a steady state between SAS-mediated H_2O_2 formation and decomposition (vide infra).

Performing the same experiment albeit in the presence of *CiVCPO* and thymol, a linear product accumulated over more than 30 h, reaching more than 95% conversion of the starting material. Overall, 9.14 mM 4-bromothymol (**1b**) was produced with traces of the 2-bromo isomer (**1a**) and the dibromination product (2,4-dibromo thymol, **1c** stemming from the sequential halogenation of the primary product **1a**)^{49,54} (Figure 1a). On performing the experiment either in the darkness or in the absence of SAS (under otherwise identical conditions), no conversion of the starting material was observed. In the absence of *CiVCPO*, traces of 4-bromothymol were observed upon prolonged reaction times. We, hence, conclude that the reaction indeed proceeds via the sequence outlined in Scheme 1. Substitution of the phosphate buffer with Tris-HCl gave almost identical results (Table S1). Interestingly, under otherwise identical conditions, performing the experiment in sodium citrate buffer gave only poor results. Currently, we lack a plausible explanation for this observation.

Increasing the photocatalyst concentration from 0.25 to 2 mM increased the product (**1b**) formation rate from 0.48 to 0.66 mM h^{-1} (Figure 1b). The nonproportional increase of **1b** may indicate a decreasing optical transparency of the reaction mixture and a resulting suboptimal illumination of the entire

reaction mixture, and hence a suboptimal utilization of the photocatalysts. Similar effects have been observed in other photocatalytic systems such as algal fermentation. Increasing the photocatalyst concentration, however, also negatively influenced the overall selectivity of the reaction and significant amounts of the dibromination product (**1c**) accumulated in the reaction mixture. In general, upon prolonged reaction times (i.e., upon near-full conversion of the thymol starting material), **1b** was further brominated to **1c** (Figure S2). Similarly, using **1b** as a starting material also led to the formation of **1c**. The biocatalyst concentration had no significant influence on the overall product formation (Figure 1c). Together with the previous observation, this may indicate that H_2O_2 generation reaction was overall rate limiting. This assumption is supported by the almost linear correlation observed between the product formed and the intensity of the light source (Figure S3). Also, the wavelength had a significant influence on the overall productivity (Figure S4). Applying blue light gave higher product concentrations as compared to bathochrome green or red light, which we attribute to the different overlaps with the SAS absorption spectrum (Figure S5).

Next, we turned our attention to the concentration and nature of the sacrificial electron donor. Increasing the methanol concentration from 10% (v/v) to 30% (v/v) also resulted in an increased product accumulation (Figure S6). Further increase of the methanol concentration up to 70% (v/v) did not significantly influence the product formation (rate).

The system does not necessarily rely on methanol as also other alcohols such as ethanol and 2-propanol yielded promising results (Figure 1d). Noteworthy, the methanol oxidation products formaldehyde and formate were also oxidized at significant rates yielding H_2O_2 , pointing toward triple oxidation of methanol to CO_2 . It is also possible to scale up the halogenation reaction to 100 mL, in which 967 mg (45% isolated yield) of halogenated thymol was obtained (for details, see the scaling-up experiments in the Supporting Information).

The synthetic scope of the new photoenzymatic reaction system was essentially identical to the traditional application of *CiVCPO* using stoichiometric H_2O_2 (Figures 2 and S7). Similar to previous reports,⁴⁷ the hydroxybromination of styrene proceeded smoothly to the desired hydroxybromide (**2b**, 61%) and epoxide (**2c**, 17% originating from spontaneous oxirane formation). Also, the recently reported bromolactonization of 4-pentenoic acid gave the desired bromolactone (**3b**) in 80% yield.^{44,46}

Overall, these experiments have demonstrated that *CiVCPO*-initiated bromofunctionalization reactions can be driven by photocatalytic H_2O_2 generation using SAS as a photocatalyst. In these experiments, *CiVCPO* performed up to 318 000 catalytic turnovers (on average 2.7 s^{-1} over 32 h). Compared to previous systems coupling *CiVCPO* to other heterogeneous H_2O_2 -generating photocatalysts,³⁴ the present system enabled significantly more robust production schemes (i.e., continuous product formation over at least 30 h). As *CiVCPO* itself is known to be highly robust against H_2O_2 , we believe that this observation is in line with the hypothesized absence of reactive oxygen species such as hydroxyl radicals or superoxide.³⁴ Interestingly enough, under the current conditions, bulk addition of H_2O_2 gave higher catalyst turnover numbers (Table S2). We attribute this to the insufficient light penetration into the reaction mixture and therefore suboptimal utilization of the photocatalyst. Future optimization will focus on alternative

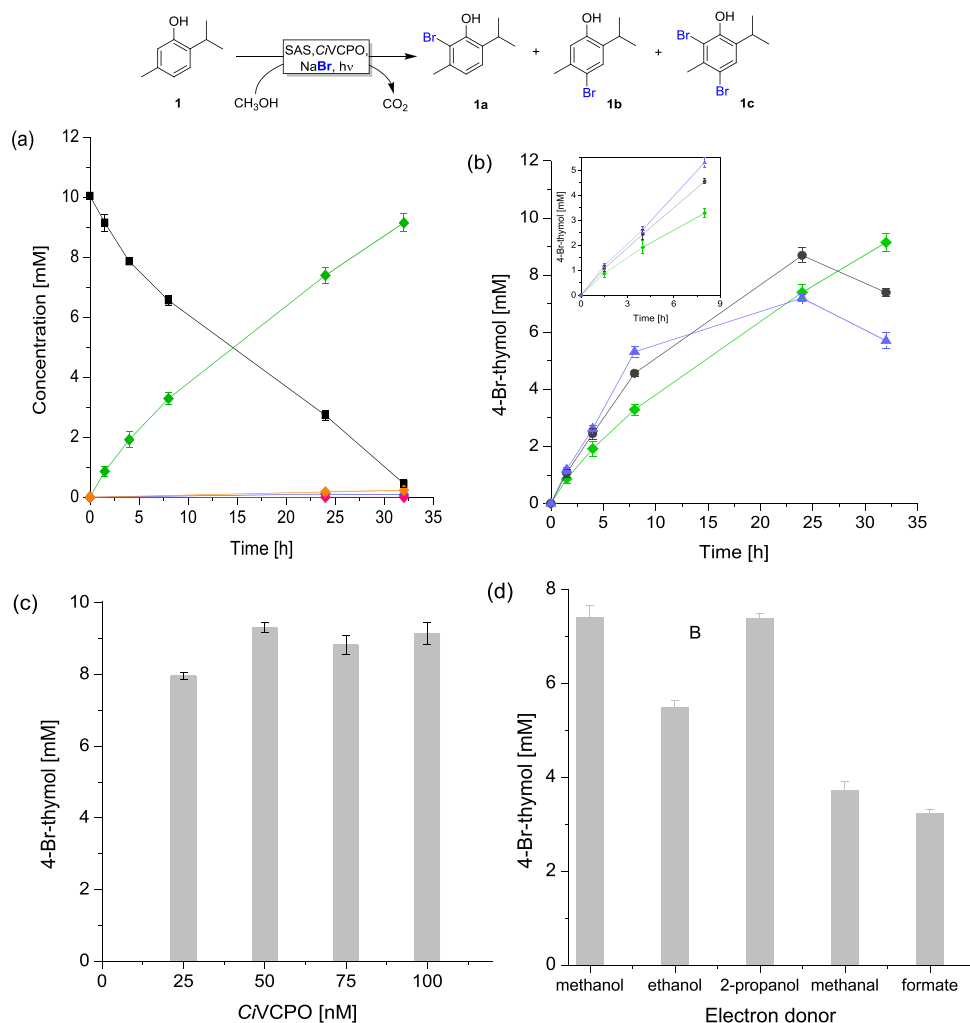


Figure 1. Halogenation of thymol by combining *CiVCPO* and visible light-driven in situ generation of H_2O_2 using SAS. (a) Conversion of thymol (**1**, ■) into 4-brominated thymol (**1b**, ◆) in the presence of *CiVCPO* (100 nM) and SAS (0.5 mM), and control reactions in the dark (◆) in the absence of *CiVCPO* (◆) or SAS (◆). (b) Influence of varied concentrations of SAS (◆ = 0.25 mM, ● = 1 mM, and ▲ = 2 mM) and (c) *CiVCPO* on the reaction course. (d) Other cosolvent (as well as electron donor) investigated. Reaction conditions were as follows: [substrate] = 10 mM, [*CiVCPO*] = 25–100 nM, [SAS] = 0.5–2 mM, [NaBr] = 25 mM, pH 6.0 (NaPi buffer, 60 mM), 40% of cosolvent, and visible light illumination ($\lambda > 400$ nm). The concentration of methanol and formate was 100 mM. The yielded products were quantified by gas chromatography. Error bars represent the standard deviation of duplicate experiments.

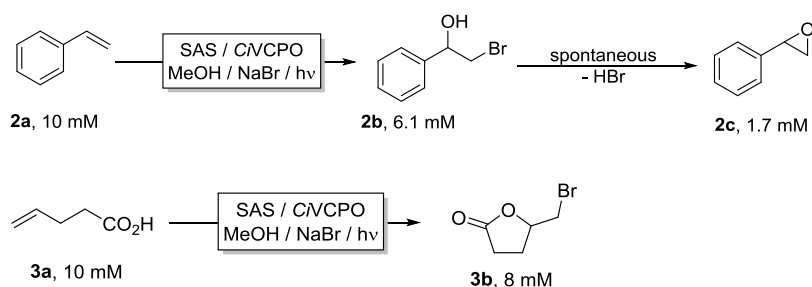


Figure 2. Hydroxybromination and bomocyclization reactions by combining *CiVCPO* and visible light-driven in situ generation of H_2O_2 using SAS. Reaction conditions were as follows: [substrate] = 10 mM, [*CiVCPO*] = 50 nM, [SAS] = 0.5 mM, pH 6.0 (NaPi buffer, 60 mM), 40% of methanol, 32 h, and visible light illumination ($\lambda > 400$ nm). Experiments were performed in independent duplicates.

reactor concepts such as flow chemistry setups or internal illumination to alleviate this limitation.

To investigate whether somewhat less robust peroxozymes can profit from the seemingly milder in situ H_2O_2 generation system based on SAS, we turned our attention to the recombinant, evolved peroxxygenase from *Agrocybe aegeri-*

ta (*rAaeUPO*).^{55–58} From a synthetic point of view, *rAaeUPO* is very interesting as it catalyzes the specific oxyfunctionalization of a broad range of compounds.^{7,10,55–57,59–69} As a heme-dependent enzyme, it however, is also prone to irreversible oxidative inactivation by H_2O_2 or other reactive oxygen species. Therefore, we next performed an experiment on the hydrox-

ylation of ethylbenzene using *rAaeUPO* and SAS-mediated H_2O_2 generation (Figure 3).

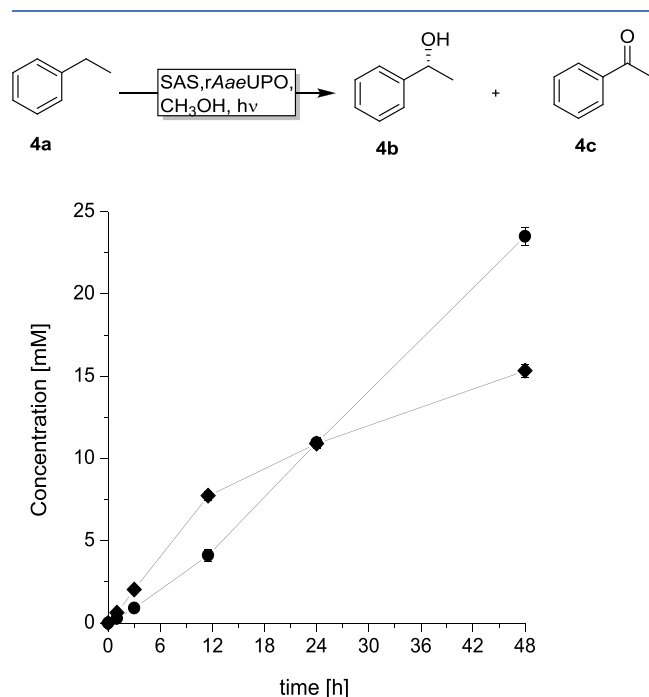


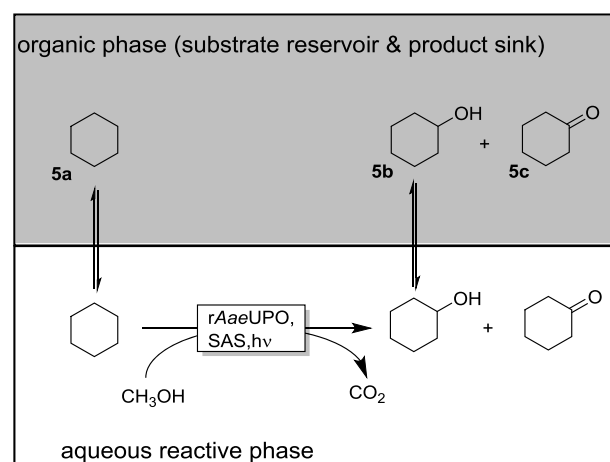
Figure 3. Hydroxylation of ethylbenzene into (*R*)-1-phenyl ethanol (◆) and acetophenone (●) by combining *rAaeUPO* and visible light-driven in situ generation of H_2O_2 using SAS. Reaction conditions were as follows: [substrate] = 50 mM, [*rAaeUPO*] = 100 nM, [SAS] = 0.5 mM, 40% of methanol, and visible light illumination ($\lambda > 400$ nm). Experiments were performed as independent duplicates.

Pleasingly, the steady accumulation of the ethylbenzene oxyfunctionalization products ((*R*)-1-phenyl ethanol, **4b** and acetophenone, **4c**) was observed for at least 48 h, indicating a very high robustness of *rAaeUPO* under the reaction conditions chosen. In contrast to previous experiments on the *rAaeUPO*-catalyzed hydroxylation of ethylbenzene, we observed a low enantio-selectivity (34% ee) and a high degree of overoxidation, which can be attributed to SAS-catalyzed oxidation of the substrate **4a** into **4b**, and the enzymatic product **4b** into **4c**. Further optimization of the ratio of SAS to *rAaeUPO* alleviates this issue.

Again, we compared the performance of the biocatalyst using the proposed photochemical H_2O_2 generation system with bulk addition of H_2O_2 (Figure S8 and Table S2). In contrast to H_2O_2 -tolerant *CiVCPO*, *rAaeUPO* performed significantly better under in situ H_2O_2 generation.

While overoxidation is undesired in the case of the stereoselective hydroxylation of ethylbenzene, it is desirable in the case of the oxidation of cyclohexane to cyclohexanone as the precursor for ϵ -caprolactam.^{70–75} As *rAaeUPO* has previously been reported to hydroxylate (cyclo)alkanes, we envisioned a photoenzymatic cascade to transform cyclohexane into the corresponding alcohol or ketone.⁷⁶ In a first experiment, we used cyclohexane solubilized in an aqueous reaction buffer and the cosubstrate methanol in the presence of *rAaeUPO* (Table 1). Cyclohexane was converted at reasonable conversion (71%), yielding an approximate 6:1 ratio of cyclohexanone to cyclohexanol, which we attribute to the photocatalytic, SAS-mediated oxidation of cyclohexanol. This ratio, however, can be

Table 1. Photoenzymatic Hydroxylation of Cyclohexane in a Two-Phase Reaction System^a



	5b [mM]	5c [mM]	TON (SAS)	TON (<i>rAaeUPO</i>)
monophase	2.6	15.1	35	177 000 (71% conv.)
two-phase	13.3	3.5	33	168 000

^aReaction conditions: substrate/NaPi buffer (pH 6.0, 60 mM) phase ratio = 1:1 (v/v). In the aqueous phase: [*rAaeUPO*] = 100 nM, [SAS] = 0.5 mM, 40% of methanol, 32 h, visible light illumination ($\lambda > 400$ nm). For the monophase reaction, 25 mM of substrate was added.

inverted using cyclohexane as a second phase under otherwise identical conditions (Table 1). Here, a significant proportion of the primarily formed cyclohexanol partitioned into the (catalyst-free) organic phase and thereby was not available for further SAS- or *rAaeUPO*-catalyzed further oxidation.

In both cases, very good catalytic turnover of the biocatalysts above 150 000 and reasonable turnover numbers in the range of 35 for the photocatalyst were calculated.

The SAS-catalyzed aerobic “overoxidation” of cyclohexanol to cyclohexanone yields H_2O_2 as a byproduct, which itself can be used to promote the *rAaeUPO*-catalyzed hydroxylation of cyclohexane. This way, an overall aerobic oxidation of cyclohexane to cyclohexanone can be imagined (Figure 4). In a first experiment, we used 2 mM cyclohexanol to “kick-start” the photocatalytic generation of H_2O_2 and therewith the entire cascade.

CONCLUSIONS

In this work, we have expanded the scope of photogeneration of H_2O_2 to promote peroxyzyme-catalyzed halogenation and hydroxylation reactions. Water-soluble sodium anthraquinone sulfonate is a promising alternative to established heterogeneous photocatalysts. In contrast to the latter, SAS enables highly robust peroxyzyme reactions, and the turnover numbers for the two peroxyzymes used here (*CiVCPO* and *rAaeUPO*) reached 318 000 and 177 000, respectively. Most likely, this is due to the avoidance of oxygen radical species in the case of SAS-catalyzed H_2O_2 generation.

Furthermore, SAS also functions as an oxidation catalyst for peroxygenase-derived conversion of alcohol into ketones in a simple and self-sufficient manner. The catalytic activity of SAS itself is yet not optimal. Especially, the optical intransparency of the reaction mixtures suggests that light does not deeply penetrate the reaction mixtures. As a consequence, the majority of SAS present in the reaction mixtures is not illuminated and therefore remains “idle.” Further optimization will therefore

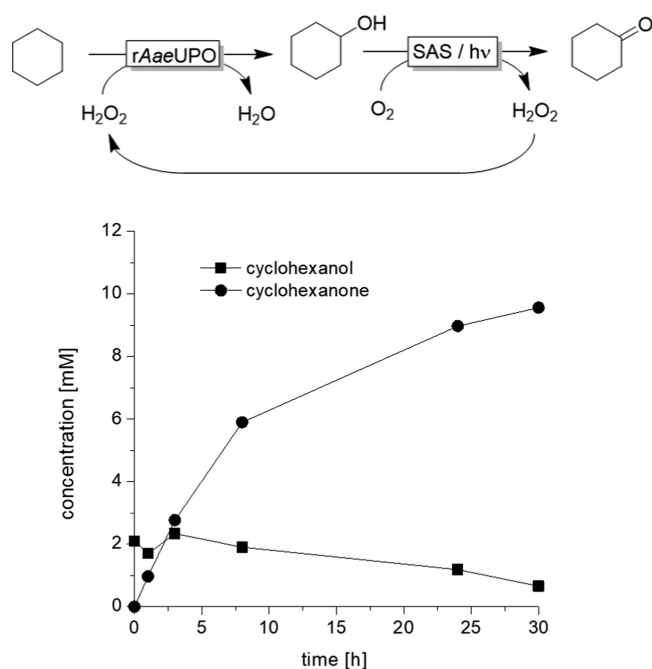


Figure 4. Self-sufficient, aerobic oxidation of cyclohexane to cyclohexanone. Reaction conditions were as follows: [cyclohexanol] = 2 mM, [cyclohexane] = 25 mM, [rAaeUPO] = 100 nM, [SAS] = 0.5 mM in NaPi buffer (pH 6.0, 60 mM). The values shown stem from one experiment (no duplicates).

focus on alternative reactor concepts with optimized surface to bulk ratios enabling more efficient utilization of the photocatalyst.

EXPERIMENT SECTION

Catalyst Preparation. The heterologous expression and purification of vanadium chloroperoxidase from *C. inaequalis* (CiVCPO) were performed according to reported procedures.⁷⁷ The recombinant unspecific peroxygenase from *A. aegerita* (rAaeUPO) was produced and purified by following previous methods.⁵⁷ The photocatalyst SAS was purchased from Sigma-Aldrich and used without extra treatment.

Photoenzymatic Halogenation Reactions. The photochemical enzymatic halogenation reactions using CiVCPO were performed at 30 °C in 1.0 mL of sodium phosphate buffer (NaPi, pH 6.0, 60 mM). Specifically, a stock solution (5 mM) of sodium anthraquinone sulfonate (SAS) in above NaPi buffer and thymol (100 mM) in methanol were first prepared. Hundred microliters of each stock solution was added to 795 μ L of a premixed solution (300 μ L methanol and 495 μ L NaPi buffer) in a 4 mL glass vial. Afterward, CiVCPO was added (5 μ L). In the final solution, the reaction conditions were as follows: [substrate] = 10 mM, [CiVCPO] = 50 nM, [NaBr] = 25 mM, [SAS] = 0.5 mM, pH 6.0 (NaPi buffer, 60 mM), and 40% of methanol in 1.0 mL. As the final step, the reaction vial was closed and exposed to visible light (Philips 7748XHP 150 W, white light bulb) under gentle magnetic stirring (200 rpm). At intervals, aliquots were withdrawn, extracted with ethyl acetate (containing 5 mM dodecane as an internal reference, extraction ratio 1:2), and analyzed by gas chromatography (SHIMADZU). All the above reactions were performed in independent duplicates.

Photoenzymatic Hydroxylation Reactions. The photochemical enzymatic hydroxylation reactions using rAaeUPO were performed using a very similar approach, as described for

halogenation reactions. In a typical monophasic reaction, a stock solution (5 mM) of sodium anthraquinone sulfonate (SAS) in NaPi buffer (pH 6.0, 60 mM) was first prepared. Hundred microliters of the stock solution was added to 895 μ L of a premixed solution (400 μ L methanol and 495 μ L NaPi buffer) in a 4 mL glass vial. Afterward, the substrate (ethylbenzene or cyclohexane) rAaeUPO was added. The final reaction conditions were as follows: [substrate] = 50 mM, [rAaeUPO] = 100 nM, [SAS] = 0.5 mM, pH 6.0 (NaPi buffer, 60 mM), and 40% of methanol in 1.0 mL at 30 °C. The reaction vial was closed and exposed to visible light under gentle magnetic stirring (200 rpm).

In a typical two-phase reaction, approximately 500 μ L of a premixed solution (200 μ L methanol and 300 μ L NaPi buffer) was added in a 4 mL glass vial. rAaeUPO was first added to this mixture, followed by addition of 500 μ L of substrate (ethylbenzene or cyclohexane) as the organic phase. In the final solution, the reaction conditions were as follows: substrate/NaPi buffer (pH 6.0, 60 mM) phase ratio = 1:1 (v/v). In the aqueous phase: [rAaeUPO] = 100 nM, [SAS] = 0.5 mM, 40% of methanol, 30 °C. All the above photoenzymatic hydroxylation reactions were performed in independent duplicates.

Scaling Up the Synthesis of 4-Br-Thymol. The scale-up reactions were performed in 100 mL for each batch (six batches in total). The reaction conditions were as follows: [substrate] = 15 mM, [CiVCPO] = 75 nM, [NaBr] = 25 mM, [SAS] = 0.5 mM, pH 6.0 (NaPi buffer, 60 mM), 40% methanol, and 30 °C. The mixture in a transparent DURAN bottle was placed (six batches at the same time) and stirred gently. The mixture was irradiated for 36 h at 30 °C under visible light. At the end of the reaction, the organic compounds were extracted using ethyl acetate (3 \times). The organic phase was combined and dried over anhydrous Na₂SO₄. After evaporating the ethyl acetate under reduced pressure, a yellowish oil was obtained. The crude product was purified by silica column using petroleum ether/ethyl acetate (40:2, v/v) as an eluent.

ASSOCIATED CONTENT

Supporting Information

The Supporting Information is available free of charge at <https://pubs.acs.org/doi/10.1021/acscatal.0c01958>.

Preparation of the enzymes, the photoenzymatic reaction setup, analytical data, and additional results (PDF)

AUTHOR INFORMATION

Corresponding Authors

Wuyuan Zhang – School of Chemical Engineering and Technology, Xi'an Jiaotong University, Xi'an 710049, China; orcid.org/0000-0002-3182-5107; Email: w.zhang@xjtu.edu.cn

Frank Hollmann – Department of Biotechnology, Delft University of Technology, 2629HZ Delft, The Netherlands; orcid.org/0000-0003-4821-756X; Email: f.hollmann@tudelft.nl

Authors

Bo Yuan – School of Chemical Engineering and Technology, Xi'an Jiaotong University, Xi'an 710049, China; orcid.org/0000-0001-5311-0738

Durga Mahor – School of Chemical Engineering and Technology, Xi'an Jiaotong University, Xi'an 710049, China

Qiang Fei – School of Chemical Engineering and Technology, Xi'an Jiaotong University, Xi'an 710049, China; orcid.org/0000-0002-6716-649X

Ron Wever – Van't Hoff Institute for Molecular Sciences, University of Amsterdam, 1098 XH Amsterdam, The Netherlands

Miguel Alcalde – Department of Biocatalysis, Institute of Catalysis, CSIC, 28049 Madrid, Spain; orcid.org/0000-0001-6780-7616

Complete contact information is available at:
<https://pubs.acs.org/10.1021/acscatal.0c01958>

Notes

The authors declare no competing financial interest.

ACKNOWLEDGMENTS

W.Z. gratefully acknowledges the financial support from the “Young Talent Support Plan” of Xi'an Jiaotong University (no. 7121191208). B.Y. acknowledges the financial support from the National Natural Science Foundation of China (no. 21706205), the China Postdoctoral Science Foundation (no. 2018M633518), and the Natural Science Foundation of Shaanxi Province (no. 2018JQ2062). F.H. acknowledges the financial support from the European Research Commission (ERC consolidator grant, no. 648026), the Netherlands Organisation for Scientific Research (VICI grant no. 724.014.003), and M.A. from the Spanish Government Project BIO2016-79106-R-Lignolution and the Comunidad de Madrid Synergy CAM project Y2018/BIO-4738-EVOCHIMERA-CM. We also thank Instrument Analysis Center of Xi'an Jiao Tong University for help with characterizations.

REFERENCES

- (1) Wang, Y.; Lan, D.; Durrani, R.; Hollmann, F. Peroxygenases *En Route* to Becoming Dream Catalysts. What Are the Opportunities and Challenges? *Curr. Opin. Chem. Biol.* **2017**, *37*, 1–9.
- (2) Burek, B. O. O.; Bormann, S.; Hollmann, F.; Bloh, J.; Holtmann, D. Hydrogen Peroxide Driven Biocatalysis. *Green Chem.* **2019**, *21*, 3232–3249.
- (3) Renirie, R.; Pierlot, C.; Wever, R.; Aubry, J. M. Singlet Oxygenation in Microemulsion Catalysed by Vanadium Chloroperoxidase. *J. Mol. Catal. B: Enzym.* **2009**, *56*, 259–264.
- (4) Renirie, R.; Pierlot, C.; Aubry, J.-M.; Hartog, A. F.; Schoemaker, H. E.; Alsters, P. L.; Wever, R. Vanadium Chloroperoxidase as a Catalyst for Hydrogen Peroxide Disproportionation to Singlet Oxygen in Mildly Acidic Aqueous Environment. *Adv. Synth. Catal.* **2003**, *345*, 849–858.
- (5) Churakova, E.; Kluge, M.; Ullrich, R.; Arends, I.; Hofrichter, M.; Hollmann, F. Specific Photobiocatalytic Oxyfunctionalization Reactions. *Angew. Chem., Int. Ed.* **2011**, *50*, 10716–10719.
- (6) Perez, D. I.; Mifsud Grau, M.; Arends, I. W. C. E.; Hollmann, F. Visible Light-driven and Chloroperoxidase-catalyzed Oxygenation Reactions. *Chem. Commun.* **2009**, *44*, 6848–6850.
- (7) Zhang, W.; Burek, B. O.; Fernández-Fueyo, E.; Alcalde, M.; Bloh, J. Z.; Hollmann, F. Selective Activation of C-H bonds by Cascading Photochemistry with Biocatalysis. *Angew. Chem., Int. Ed.* **2017**, *129*, 15451–15455.
- (8) Willot, S. J.-P.; Hoang, M. D.; Paul, C. E.; Alcalde, M.; Arends, I. W. C. E.; Bommarius, A. S.; Bommarius, B.; Hollmann, F. FOX News: Towards Methanol-Driven Biocatalytic Oxyfunctionalisation Reactions. *ChemCatChem* **2020**, *12*, 2713–2716.
- (9) Ni, Y.; Fernández-Fueyo, E.; Baraibar, A. G.; Ullrich, R.; Hofrichter, M.; Yanase, H.; Alcalde, M.; van Berkel, W. J. H.; Hollmann, F. Peroxygenase-Catalyzed Oxyfunctionalization Reactions

Promoted by the Complete Oxidation of Methanol. *Angew. Chem., Int. Ed.* **2016**, *55*, 798–801.

(10) Willot, S. J. P.; Fernández-Fueyo, E.; Tieves, F.; Pesic, M.; Alcalde, M.; Arends, I. W. C. E.; Park, C. B.; Hollmann, F. Expanding the Spectrum of Light-Driven Peroxygenase Reactions. *ACS Catal.* **2019**, *9*, 890–894.

(11) Feysa Özgen, F.; Runda, M. E.; Burek, B. O.; Wied, P.; Bloh, J. Z.; Kourist, R.; Schmidt, S. Artificial Light-Harvesting Complexes Enable Rieske Oxygenase Catalyzed Hydroxylations in Non-Photosynthetic cells. *Angew. Chem., Int. Ed.* **2020**, *59*, 3982–3987.

(12) Köninger, K.; Gómez Baraibar, Á.; Mügge, C.; Paul, C. E.; Hollmann, F.; Nowaczyk, M. M.; Kourist, R. Recombinant Cyanobacteria for the Asymmetric Reduction of C=C Bonds Fueled by the Biocatalytic Oxidation of Water. *Angew. Chem., Int. Ed.* **2016**, *55*, 5582–5585.

(13) Hoschek, A.; Bühler, B.; Schmid, A. Overcoming the Gas–Liquid Mass Transfer of Oxygen by Coupling Photosynthetic Water Oxidation with Biocatalytic Oxyfunctionalization. *Angew. Chem., Int. Ed.* **2017**, *56*, 15146–15149.

(14) Zachos, I.; Gassmeyer, S.; Bauer, D.; Sieber, V.; Hollmann, F.; Kourist, R. Photobiocatalytic Decarboxylation for Olefin Synthesis. *Chem. Commun.* **2015**, *51*, 1918–1921.

(15) Seel, C. J.; Králík, A.; Hacker, M.; Frank, A.; König, B.; Gulder, T. Atom-Economic Electron Donors for Photobiocatalytic Halogenations. *ChemCatChem* **2018**, *10*, 3960–3963.

(16) Rauch, M.; Schmidt, S.; Arends, I. W. C. E.; Oppelt, K.; Kara, S.; Hollmann, F. Photobiocatalytic Alcohol Oxidation using LED Light Sources. *Green Chem.* **2017**, *19*, 376–379.

(17) Mifsud, M.; Gargiulo, S.; Iborra, S.; Arends, I. W. C. E.; Hollmann, F.; Corma, A. Photobiocatalytic Chemistry of Oxidoreductases Using Water as the Electron Donor. *Nat. Commun.* **2014**, *5*, No. 3145.

(18) Gargiulo, S.; Arends, I. W. C. E.; Hollmann, F. A Photoenzymatic System for Alcohol Oxidation. *ChemCatChem* **2011**, *3*, 338–342.

(19) Grau, M. M.; van der Toorn, J. C.; Otten, L. G.; Macheroux, P.; Taglieber, A.; Zilly, F. E.; Arends, I. W. C. E.; Hollmann, F. Photoenzymatic Reduction of C=C Double Bonds. *Adv. Synth. Catal.* **2009**, *351*, 3279–3286.

(20) Hollmann, F.; Taglieber, A.; Schulz, F.; Reetz, M. T. A Light-Driven Stereoselective Biocatalytic Oxidation. *Angew. Chem., Int. Ed.* **2007**, *46*, 2903–2906.

(21) Yoon, J.; Lee, S. H.; Tieves, F.; Rauch, M.; Hollmann, F.; Park, C. B. Light-Harvesting Dye-Alginate Hydrogel for Solar-Driven, Sustainable Biocatalysis of Asymmetric Hydrogenation. *ACS Sustainable Chem. Eng.* **2019**, *7*, 5632–5637.

(22) Kuk, S. K.; Gopinath, K.; Singh, R. K.; Kim, T.-D.; Lee, Y.; Choi, W. S.; Lee, J.-K.; Park, C. B. NADH-Free Electroenzymatic Reduction of CO₂ by Conductive Hydrogel-Conjugated Formate Dehydrogenase. *ACS Catal.* **2019**, *9*, 5584–5589.

(23) Kim, J.; Park, C. B. Shedding Light on Biocatalysis: Photoelectrochemical Platforms for Solar-driven Biotransformation. *Curr. Opin. Chem. Biol.* **2019**, *49*, 122–129.

(24) Lee, S. H.; Choi, D. S.; Kuk, S. K.; Park, C. B. Photobiocatalysis: Activating Redox Enzymes by Direct or Indirect Transfer of Photoinduced Electrons. *Angew. Chem., Int. Ed.* **2018**, *57*, 7958–7985.

(25) Lee, S. H.; Choi, D. S.; Pesic, M.; Woo, Y.; Paul, C.; Hollmann, F.; Park, C. B. Cofactor-Free, Direct Photoactivation of Enoate Reductases for Asymmetric Reduction of C=C Bonds. *Angew. Chem., Int. Ed.* **2017**, *56*, 8681–8685.

(26) Litman, Z. C.; Wang, Y.; Zhao, H.; Hartwig, J. F. Cooperative Asymmetric Reactions combining Photocatalysis and Enzymatic Catalysis. *Nature* **2018**, *560*, 355–359.

(27) Black, M. J.; Biegasiewicz, K. F.; Meichan, A. J.; Oblinsky, D. G.; Kudisch, B.; Scholes, G. D.; Hyster, T. K. Asymmetric Redox-neutral Radical Cyclization Catalysed by Flavin-dependent ‘Ene’-Reductases. *Nat. Chem.* **2020**, *12*, 71–75.

(28) Sandoval, B. A.; Kurtoic, S. I.; Chung, M. M.; Biegasiewicz, K. F.; Hyster, T. K. Photoenzymatic Catalysis Enables Radical-Mediated

Ketone Reduction in Ene-Reductases. *Angew. Chem., Int. Ed.* **2019**, *58*, 8714–8718.

(29) Biegasiewicz, K. F.; Cooper, S. J.; Emmanuel, M. A.; Miller, D. C.; Hyster, T. K. Catalytic Promiscuity enabled by Photoredox Catalysis in Nicotinamide-Dependent Oxidoreductases. *Nat. Chem.* **2018**, *10*, 770–775.

(30) Sandoval, B. A.; Meichan, A. J.; Hyster, T. K. Enantioselective Hydrogen Atom Transfer: Discovery of Catalytic Promiscuity in Flavin-Dependent 'Ene'-Reductases. *J. Am. Chem. Soc.* **2017**, *139*, 11313–11316.

(31) Emmanuel, M. A.; Greenberg, N. R.; Oblinsky, D. G.; Hyster, T. K. Accessing Non-natural Reactivity by Irradiating Nicotinamide-Dependent Enzymes with Light. *Nature* **2016**, *540*, 414–417.

(32) Kim, J.; Lee, S. H.; Tieves, F.; Paul, C. E.; Hollmann, F.; Park, C. B. Nicotinamide Adenine Dinucleotide as a Photocatalyst. *Sci. Adv.* **2019**, *5*, No. eaax0501.

(33) Rauch, M. C. R.; Huijbers, M. M. E.; Pabst, M.; Paul, C. E.; Pesic, M.; Arends, I. W. C. E.; Hollmann, F. Photochemical Regeneration of Flavoenzymes – An Old Yellow Enzyme Case-study. *Biochim. Biophys. Acta, Proteins Proteomics* **2020**, No. 140303.

(34) Zhang, W.; Fernández-Fueyo, E.; Ni, Y.; van Schie, M.; Gacs, J.; Renirie, R.; Wever, R.; Mutti, F. G.; Rother, D.; Alcalde, M.; Hollmann, F. Selective Aerobic Oxidation Reactions using a Combination of Photocatalytic Water Oxidation and Enzymatic Oxyfunctionalizations. *Nat. Catal.* **2018**, *1*, 55–62.

(35) van Schie, M. M. C. H.; Younes, S.; Rauch, M.; Pesic, M.; Paul, C. E.; Arends, I. W. C. E.; Hollmann, F. Deazaflavins as Photocatalysts for the Direct Reductive Regeneration of Flavoenzymes. *Mol. Catal.* **2018**, *452*, 277–283.

(36) Höfler, G. T.; Fernández-Fueyo, E.; Pesic, M.; Younes, S. H.; Choi, E.-G.; Kim, Y. H.; Urlacher, V. B.; Arends, I. W. C. E.; Hollmann, F. A Photoenzymatic NADH Regeneration System. *ChemBioChem* **2018**, *19*, 2344–2347.

(37) Zhang, W.; Gacs, J.; Arends, I. W. C. E.; Hollmann, F. Selective Photooxidation Reactions using Water Soluble Anthraquinone Photocatalysts. *ChemCatChem* **2017**, *9*, 3821–3826.

(38) Zhang, W.; Bariotaki, A.; Smonou, I.; Hollmann, F. Visible-Light-Driven Photooxidation of Alcohols Using Surface-Doped Graphitic Carbon Nitride. *Green Chem.* **2017**, *19*, 2096–2100.

(39) van Schie, M.; Zhang, W. Y.; Tieves, F.; Choi, D. S.; Park, C. B.; Burek, B. O.; Bloh, J. Z.; Arends, I.; Paul, C. E.; Alcalde, M.; Hollmann, F. Cascading g-C₃N₄ and Peroxygenases for Selective Oxyfunctionalization Reactions. *ACS Catal.* **2019**, *9*, 7409–7417.

(40) Nishimi, T.; Kamachi, T.; Kato, K.; Kato, T.; Yoshizawa, K. Mechanistic Study on the Production of Hydrogen Peroxide in the Anthraquinone Process. *Eur. J. Org. Chem.* **2011**, *2011*, 4113–4120.

(41) Peng, Y.; Li, D.; Fan, J.; Xu, W.; Xu, J.; Yu, H.; Lin, X.; Wu, Q. Enantiocomplementary C–H Bond Hydroxylation Combining Photocatalysis and Whole-Cell Biocatalysis in a One-Pot Cascade Process. *Eur. J. Org. Chem.* **2020**, *2020*, 821–825.

(42) Zhang, W.; Gacs, J.; Arends, I. W. C. E.; Hollmann, F. Selective Photooxidation Reactions using Water Soluble Anthraquinone Photocatalysts. *ChemCatChem* **2017**, *9*, 3821–3826.

(43) Xu, J.; Arkin, M.; Peng, Y.; Xu, W.; Yu, H.; Lin, X.; Wu, Q. Enantiocomplementary Decarboxylative Hydroxylation Combining Photocatalysis and Whole-Cell Biocatalysis in a One-Pot Cascade Process. *Green Chem.* **2019**, *21*, 1907–1911.

(44) Younes, S. H. H.; Tieves, F.; Lan, D.; Wang, Y.; Süß, P.; Brundiek, H.; Wever, R.; Hollmann, F. Chemoenzymatic Halocyclization of γ,δ -Unsaturated Carboxylic Acids and Alcohols. *ChemSusChem* **2020**, *13*, 97–101.

(45) Xu, X.; But, A.; Wever, R.; Hollmann, F. Towards Preparative Chemoenzymatic Oxidative Decarboxylation of Glutamic acid. *ChemCatChem* **2020**, *12*, 2180–2183.

(46) Höfler, G. T.; But, A.; Younes, S. H. H.; Wever, R.; Paul, C. E.; Arends, I. W. C. E.; Hollmann, F. Chemoenzymatic Halocyclization of 4-Pentenoic acid at Preparative Scale. *ACS Sustainable Chem. Eng.* **2020**, *8*, 2602–2607.

(47) Dong, J. J.; Fernandez-Fueyo, E.; Li, J.; Guo, Z.; Renirie, R.; Wever, R.; Hollmann, F. Halofunctionalization of Alkenes by Vanadium Chloroperoxidase from *Curvularia inaequalis*. *Chem. Commun.* **2017**, *53*, 6207–6210.

(48) Fernández-Fueyo, E.; Younes, S. H. H.; Rootselaar, S.; Aben, R. W. M.; Renirie, R.; Wever, R.; Holtmann, D.; Rutjes, F. P. J. T.; Hollmann, F. A Biocatalytic Aza-Achmatowicz Reaction. *ACS Catal.* **2016**, *6*, 5904–5907.

(49) Fernández-Fueyo, E.; van Wingerden, M.; Renirie, R.; Wever, R.; Ni, Y.; Holtmann, D.; Hollmann, F. Chemoenzymatic Halogenation of Phenols by using the Haloperoxidase from *Curvularia inaequalis*. *ChemCatChem* **2015**, *7*, 4035–4038.

(50) ten Brink, H. B.; Dekker, H. L.; Shoemaker, H. E.; Wever, R. Oxidation Reactions Catalyzed by Vanadium Chloroperoxidase from *Curvularia inaequalis*. *J. Inorg. Biochem.* **2000**, *80*, 91–98.

(51) Renirie, R.; Hemrika, W.; Piersma, S. R.; Wever, R. Cofactor and Substrate Binding to Vanadium Chloroperoxidase Determined by UV–VIS Spectroscopy and Evidence for High Affinity for Pervanadate. *Biochem.* **2000**, *39*, 1133–1141.

(52) van Schijndel, J. W. P. M.; Barnett, P.; Roelse, J.; Vollenbroek, E. G. M.; Wever, R. The Stability and Steady-state Kinetics of Vanadium Chloroperoxidase from the Fungus *Curvularia inaequalis*. *Eur J Biochem* **1994**, *225*, 151–157.

(53) van Schijndel, J. W. P. M.; Vollenbroek, E. G. M.; Wever, R. The Chloroperoxidase from the Fungus *Curvularia inaequalis* - a Novel Vanadium Enzyme. *Biochim. Biophys Acta* **1993**, *1161*, 249–256.

(54) Getrey, L.; Krieg, T.; Hollmann, F.; Schrader, J.; Holtmann, D. Enzymatic Halogenation of the Phenolic Monoterpenes Thymol and Carvacrol with Chloroperoxidase. *Green Chem.* **2014**, *16*, 1104–1108.

(55) Ullrich, R.; Nüske, J.; Scheibner, K.; Spantzel, J.; Hofrichter, M. Novel Haloperoxidase from the Agaric Basidiomycete *Agrocybe aegerita* Oxidizes Aryl Alcohols and Aldehydes. *Appl. Environ. Microbiol.* **2004**, *70*, 4575–4581.

(56) Molina-Espeja, P.; Canellas, M.; Plou, F. J.; Hofrichter, M.; Lucas, F.; Guallar, V.; Alcalde, M. Synthesis of 1-Naphthol by a Natural Peroxygenase Engineered by Directed Evolution. *ChemBioChem* **2016**, *17*, 341–349.

(57) Molina-Espeja, P.; Ma, S.; Mate, D. M.; Ludwig, R.; Alcalde, M. Tandem-yeast Expression System for Engineering and Producing Unspecific Peroxygenase. *Enzyme Microb. Technol.* **2015**, *73–74*, 29–33.

(58) Molina-Espeja, P.; Garcia-Ruiz, E.; Gonzalez-Perez, D.; Ullrich, R.; Hofrichter, M.; Alcalde, M. Directed Evolution of Unspecific Peroxygenase from *Agrocybe aegerita*. *Appl. Environ. Microbiol.* **2014**, *80*, 3496–3507.

(59) Rauch, M. C. R.; Tieves, F.; Paul, C. E.; Arends, I. W.; Alcalde, M.; Hollmann, F. Peroxygenase-catalysed Epoxidation of Styrene Derivatives in Neat Reaction Media. *ChemCatChem* **2019**, *11*, 4519–4523.

(60) Gomez de Santos, P.; Cervantes, F. V.; Tieves, F.; Plou, F. J.; Hollmann, F.; Alcalde, M. Benchmarking of Laboratory Evolved Unspecific Peroxygenases for the Synthesis of Human Drug Metabolites. *Tetrahedron* **2019**, *75*, 1827–1831.

(61) Freakley, S. J.; Kochius, S.; van Marwijk, J.; Fenner, C.; Lewis, R. J.; Baldenius, K.; Marais, S. S.; Opperman, D. J.; Harrison, S. T. L.; Alcalde, M.; Smit, M. S.; Hutchings, G. J. A Chemo-Enzymatic Oxidation Cascade to Activate C–H bonds with in situ generated H₂O₂. *Nature Commun.* **2019**, *10*, No. 4178.

(62) Fernández-Fueyo, E.; Ni, Y.; Gomez Baraibar, A.; Alcalde, M.; van Langen, L. M.; Hollmann, F. Towards Preparative Peroxygenase-Catalyzed Oxyfunctionalization Reactions in Organic Media. *J. Mol. Catal. B. Enzym.* **2016**, *134*, 347–352.

(63) Kluge, M.; Ullrich, R.; Scheibner, K.; Hofrichter, M. Stereoselective Benzylic Hydroxylation of Alkylbenzenes and Epoxidation of Styrene Derivatives Catalyzed by the Peroxygenase of *Agrocybe aegerita*. *Green Chem.* **2012**, *14*, 440–446.

(64) Poraj-Kobielska, M.; Kinne, M.; Ullrich, R.; Scheibner, K.; Kayser, G.; Hammel, K. E.; Hofrichter, M. Preparation of Human Drug

Metabolites using Fungal Peroxygenases. *Biochem. Pharmacol.* **2011**, *82*, 789–796.

(65) Peter, S.; Kinne, M.; Wang, X. S.; Ullrich, R.; Kayser, G.; Groves, J. T.; Hofrichter, M. Selective Hydroxylation of Alkanes by an Extracellular Fungal Peroxygenase. *FEBS J.* **2011**, *278*, 3667–3675.

(66) Barková, K.; Kinne, M.; Ullrich, R.; Hennig, L.; Fuchs, A.; Hofrichter, M. Regioselective Hydroxylation of diverse Flavonoids by an Aromatic Peroxygenase. *Tetrahedron* **2011**, *67*, 4874–4878.

(67) Kluge, M.; Ullrich, R.; Dolge, C.; Scheibner, K.; Hofrichter, M. Hydroxylation of Naphthalene by Aromatic peroxygenase from *Agroclybe aegerita* proceeds via oxygen transfer from H₂O₂ and Intermediary Epoxidation. *Appl. Microbiol. Biotechnol.* **2009**, *81*, 1071–1076.

(68) Kinne, M.; Poraj-Kobielska, M.; Aranda, E.; Ullrich, R.; Hammel, K. E.; Scheibner, K.; Hofrichter, M. Regioselective Preparation of 5-hydroxypropranolol and 4'-hydroxydiclofenac with a Fungal Peroxygenase. *Bioorg. Med. Chem. Lett.* **2009**, *19*, 3085–3087.

(69) Kinne, M.; Ullrich, R.; Hammel, K. E.; Scheibner, K.; Hofrichter, M. Regioselective Preparation of (R)-2-(4-hydroxyphenoxy)propionic acid with a Fungal Peroxygenase. *Tetrahedron Lett.* **2008**, *49*, 5950–5953.

(70) Wedde, S.; Rommelmann, P.; Scherkus, C.; Schmidt, S.; Bornscheuer, U. T.; Liese, A.; Gröger, H. An Alternative Approach towards Poly-Caprolactone through a Chemoenzymatic Synthesis: Combined Hydrogenation, Bio-Oxidations and Polymerization without the Isolation of Intermediates. *Green Chem.* **2017**, *19*, 1286–1290.

(71) Scherkus, C.; Schmidt, S.; Bornscheuer, U. T.; Gröger, H.; Kara, S.; Liese, A. Kinetic Insights into ϵ -Caprolactone Synthesis: Improvement of an Enzymatic Cascade Reaction. *Biotechnol. Bioeng.* **2017**, *114*, 1215–1221.

(72) Schmidt, S.; Scherkus, C.; Muschiol, J.; Menyes, U.; Winkler, T.; Hummel, W.; Gröger, H.; Liese, A.; Herz, H. G.; Bornscheuer, U. T. An Enzyme Cascade Synthesis of ϵ -Caprolactone and its Oligomers. *Angew. Chem., Int. Ed.* **2015**, *54*, 2784–2787.

(73) Staudt, S.; Burda, E.; Giese, C.; Müller, C. A.; Marienhagen, J.; Schwaneberg, U.; Hummel, W.; Drauz, K.; Gröger, H. Direktoxidation von Cycloalkanen zu Cycloalkanonen mit Sauerstoff in Wasser. *Angew. Chem., Int. Ed.* **2013**, *52*, 2359–2363.

(74) Pennec, A.; Hollmann, F.; Smit, M. S.; Opperman, D. J. One-pot Conversion of Cycloalkanes to Lactones. *ChemCatChem* **2015**, *7*, 236–239.

(75) Pennec, A.; Jacobs, C. L.; Opperman, D. J.; Smit, M. S. Revisiting Cytochrome P450-Mediated Oxyfunctionalization of Linear and Cyclic Alkanes. *Adv. Synth. Catal.* **2015**, *357*, 118–130.

(76) Peter, S.; Karich, A.; Ullrich, R.; Grobe, G.; Scheibner, K.; Hofrichter, M. Enzymatic One-Pot Conversion of Cyclohexane into Cyclohexanone: Comparison of Four Fungal Peroxygenases. *J. Mol. Catal. B: Enzym.* **2014**, *103*, 47–51.

(77) Hasan, Z.; Renirie, R.; Kerkman, R.; Ruijsenaars, H. J.; Hartog, A. F.; Wever, R. Laboratory-Evolved Vanadium Chloroperoxidase exhibits 100-fold higher Halogenating Activity at Alkaline pH - Catalytic Effects from First and Second Coordination Sphere Mutations. *J. Biol. Chem.* **2006**, *281*, 9738–9744.