

Robust quantum-network memory based on spin qubits in isotopically engineered diamond

Bradley, C. E.; de Bone, S. W.; Möller, P. F.W.; Baier, S.; Degen, M. J.; Loenen, S. J.H.; Bartling, H. P.; Hanson, R.; Elkouss, D.; Taminiau, T. H.

DOI

[10.1038/s41534-022-00637-w](https://doi.org/10.1038/s41534-022-00637-w)

Publication date

2022

Document Version

Final published version

Published in

NPJ Quantum Information

Citation (APA)

Bradley, C. E., de Bone, S. W., Möller, P. F. W., Baier, S., Degen, M. J., Loenen, S. J. H., Bartling, H. P., Hanson, R., Elkouss, D., Taminiau, T. H., & More Authors (2022). Robust quantum-network memory based on spin qubits in isotopically engineered diamond. *NPJ Quantum Information*, 8(1), Article 122. <https://doi.org/10.1038/s41534-022-00637-w>

Important note

To cite this publication, please use the final published version (if applicable). Please check the document version above.

Copyright

Other than for strictly personal use, it is not permitted to download, forward or distribute the text or part of it, without the consent of the author(s) and/or copyright holder(s), unless the work is under an open content license such as Creative Commons.

Takedown policy

Please contact us and provide details if you believe this document breaches copyrights. We will remove access to the work immediately and investigate your claim.

ARTICLE OPEN



Robust quantum-network memory based on spin qubits in isotopically engineered diamond

C. E. Bradley^{1,2}, S. W. de Bone^{1,3}, P. F. W. Möller¹, S. Baier^{1,2}, M. J. Degen^{1,2}, S. J. H. Loenen^{1,2}, H. P. Bartling^{1,2}, M. Markham⁴, D. J. Twitchen⁴, R. Hanson^{1,2}, D. Elkouss¹ and T. H. Taminiau^{1,2}✉

Quantum networks can enable quantum communication and modular quantum computation. A powerful approach is to use multi-qubit nodes that provide quantum memory and computational power. Nuclear spins associated with defects in diamond are promising qubits for this role. However, dephasing during optical entanglement distribution hinders scaling to larger systems. Here, we show that a ^{13}C -spin quantum memory in isotopically engineered diamond is robust to the optical link operation of a nitrogen-vacancy centre. The memory lifetime is improved by two orders-of-magnitude upon the state-of-the-art, surpassing reported times for entanglement distribution. Additionally, we demonstrate that the nuclear-spin state can survive ionisation and recapture of the nitrogen-vacancy electron. Finally, we use simulations to show that combining this memory with previously demonstrated entanglement links and gates can enable key network primitives, such as deterministic non-local two-qubit gates, paving the way for test-bed quantum networks capable of investigating complex algorithms and error correction.

npj Quantum Information (2022)8:122; <https://doi.org/10.1038/s41534-022-00637-w>

INTRODUCTION

Quantum networks have the potential to enable a wealth of applications that go beyond classical technologies, including secure communication, quantum sensor networks, and distributed quantum computation^{1–4}. Such a network might consist of nodes with stationary ‘communication’ qubits that are connected together by entanglement through photonic channels (Fig. 1a). Each node ideally contains multiple additional ‘data’ qubits that can be used to store and process quantum states. Universal operations over the network can then be performed by repeatedly distributing entangled states and subsequently consuming them^{2,3}.

Large-scale networks and universal quantum computation become possible if imperfections can be overcome through entanglement distillation and quantum error correction^{3,4}. Besides high-fidelity operations, this requires the faithful storage of quantum states while new entangled states are repeatedly distributed over the network^{2–5}. This capability is captured by the (active) ‘link efficiency’, $\eta_{\text{link}}^* = r_{\text{ent}}/r_{\text{dec}}$, given by the ratio of the inter-node entanglement generation rate r_{ent} and the decoherence rate r_{dec} of the data qubits during network operation (see Supplementary Note 1 for further discussion). Without error correction, η_{link}^* sets the available number of cycles of entanglement distribution, and thereby the depth of protocols and computations that can be performed effectively. While quantum error correction can ultimately increase achievable circuit depths, this will require $\eta_{\text{link}}^* \gg 1$ ^{2–4,6}.

Various systems have demonstrated basic building blocks for optical quantum networks^{7–17}. The nitrogen-vacancy (NV) centre in diamond is a promising platform because it combines a spin–photon interface for heralded remote entanglement^{18–20}, with access to multiple ^{13}C nuclear-spin data qubits that can store quantum states for long times^{21–27}. Entanglement generation rates r_{ent} larger than the idle qubit decoherence rate have been shown, enabling a single cycle of entanglement delivery

deterministically on a clock cycle⁷. As a first step towards exploiting additional computational power in the nodes, experiments with up to two qubits per node demonstrated two-cycle network protocols such as entanglement distillation²⁸ and entanglement swapping in a three-node network^{29,30}. However, in all these experiments $\eta_{\text{link}}^* < 1$. The resulting network operation is inherently probabilistic—if entanglement generation cycles do not succeed early enough, all previously established quantum states stored in the network memory are lost—hindering the scaling to larger systems operating over many cycles. Realising large η_{link}^* will require higher entanglement rates r_{ent} through efficient spin–photon interfaces^{31–34} and/or reduced dephasing of the nuclear spin qubits during the network operation (r_{dec})^{22,35}.

In this work, we focus on the latter challenge. We demonstrate that ^{13}C spin qubits in isotopically engineered diamond with a reduced ^{13}C concentration provide robust data qubits for quantum networks. We develop control and single-shot readout of an individual ^{13}C spin that is weakly coupled to a single NV centre. We then show that an arbitrary quantum state can be stored in this data qubit for over 10^5 repetitions of a remote-entanglement sequence. For current entanglement link success rates, this would imply $\eta_{\text{link}}^* \approx 10$. We show through numerical network simulations that such a high η_{link}^* value can enable a next generation of network protocols, including deterministic remote two-qubit gates and the distillation of entangled states over a four-node network, which provides a primitive for surface-code quantum error correction (Fig. 1a)^{3,4,6}. Finally, we identify ionisation of the NV centre to the neutral charge state as a limiting mechanism and show that the data qubit can be protected through fast controlled resetting of the NV charge state. When combined with recent progress with optical cavities towards enhanced entanglement rates^{32,34} and high-fidelity quantum gates^{23,27,36}, these results indicate that nuclear spins in isotopically engineered samples provide a promising test-bed for quantum networks.

¹QuTech, Delft University of Technology, Delft, The Netherlands. ²Kavli Institute of Nanoscience, Delft University of Technology, Delft, The Netherlands. ³QuSoft, Centrum Wiskunde & Informatica, Amsterdam, The Netherlands. ⁴Element Six Innovation, Didcot, Oxfordshire, UK. ✉email: t.h.taminiau@tudelft.nl

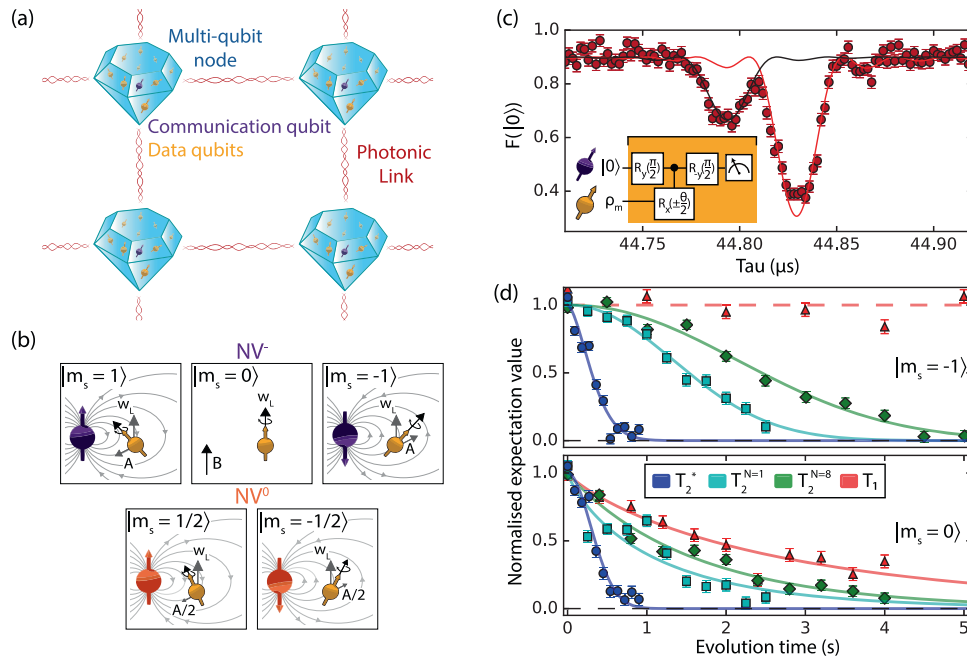


Fig. 1 Architecture for distributed quantum information processing using spins in diamond. **a** Multi-qubit nodes are formed from electron-spin ‘communication’ qubits (purple) which magnetically couple to nuclear-spin ‘data’ qubits (yellow), allowing universal control. The coherent spin-photon interface of the communication qubits enables the heralded creation of remote photonic entanglement between nodes. The data qubits enable long-lived storage and processing of quantum information. The network portrayed here forms a unit cell for distributed quantum error correction based on the surface code^{3,4,6}. **b** Electron-nuclear hyperfine coupling: nuclear-spin precession at the Larmor frequency around an external magnetic field \mathbf{B} is perturbed by the presence of the electron spin. Depending on the NV charge and spin states: NV^- (purple), $m_s = \{-1, 0, +1\}$, or NV^0 (orange), $m_s = \{-1/2, +1/2\}$, the precession frequency and axis are modified. **c** Dynamical decoupling spectroscopy of the NV centre⁴³. The resonance at $44.832 \mu\text{s}$ (red) reveals a single ^{13}C spin with hyperfine parameters $A_{\parallel} = 2\pi \cdot 80(1) \text{ Hz}$ and $A_{\perp} = 2\pi \cdot 271(4) \text{ Hz}$. The resonance at $44.794 \mu\text{s}$ (black) corresponds to the ^{13}C spin bath. Solid lines correspond to a theoretical model (Supplementary Note 2). **d** Intrinsic decoherence timescales of the nuclear spin for different electron states. Solid lines are fits (see Methods). Dashed lines is a guide to the eye. N denotes the number of spin-echo pulses. All error bars are one standard error.

RESULTS

System overview

We consider quantum-network nodes consisting of a single NV centre coupled to multiple ^{13}C nuclear spins (Fig. 1a). The optically active NV electron spin acts as a communication qubit and the ^{13}C nuclear spins are additional data qubits that also function as quantum memory to store states while new entanglement links between NV centres are established. A key feature of this system is that the ^{13}C -spin dynamics depend on the NV electron-spin state (Fig. 1b). This is captured by the Hamiltonian for a single ^{13}C spin:

$$H = \omega_L I_z + A_{\parallel} m_s I_z + A_{\perp} m_s I_x. \quad (1)$$

Here, we have made the secular approximation. $\omega_L = \gamma_C B_z$ is the nuclear-spin Larmor frequency, where γ_C is the ^{13}C gyromagnetic ratio and B_z is the external magnetic field along the NV axis (here $B_z = 47 \text{ G}$). I_{α} are the nuclear spin-1/2 operators, while m_s is the spin-z projection of the electron spin. In the NV^- charge state that is used for network operation, $m_s \in \{-1, 0, 1\}$, from which we define a qubit in the $\{|1\rangle, |0\rangle\}$ basis ($:= \{|1\rangle, |0\rangle\}$). Additionally, however, stochastic ionisation events can convert NV^- to the NV^0 state with $m_s \in \{-1/2, 1/2\}$. Note that fast orbital relaxation in the NV^0 ground state rapidly dephases the spin state, making it unsuitable as a qubit³⁷.

As seen from Eq. 1, the ^{13}C spin undergoes different precession dependent on the NV charge- and spin-state. This conditional precession enables complete control over the ^{13}C spins by controlled inversions of the NV electron spin²³. Uncontrolled electron-spin dynamics, however, induce additional dephasing of the ^{13}C spin, which sets a limit on the achievable link efficiency η_{link}^* ^{22,35,38,39}. Our approach to creating robust memory is to reduce the coupling between the NV electron spin and the ^{13}C

data qubits by reducing the ^{13}C concentration^{21,40,41}. While this approach results in slower gate speeds, these are not the rate-limiting step in current network experiments²⁹. Note that, in the case of ^{13}C -spin-bath-limited decoherence, the coherence times increase proportionally with the reduction in coupling strength, such that no intrinsic reduction in gate fidelity is expected^{40,42}.

Our experiments are performed on a single NV centre in a type-Ia isotopically-purified diamond (targeted ^{13}C concentration of 0.01%) at a temperature of 4 K. The hardware setup and NV centre properties are described in the Methods section.

Dynamical decoupling (DD) spectroscopy with the NV centre⁴³ reveals coupling to an isolated ^{13}C spin, along with the wider spin bath (Fig. 1c). We characterise the electron-nuclear hyperfine components parallel (perpendicular) to the NV axis to be $A_{\parallel} = 2\pi \cdot 80(1) \text{ Hz}$ ($A_{\perp} = 2\pi \cdot 271(4) \text{ Hz}$)^{43,44}. In comparison to previous studies in natural ^{13}C abundance samples^{22,35}, the electron-nuclear coupling strength is reduced by approximately two orders of magnitude, as expected from the isotopic concentration.

We realise universal control over the electron- ^{13}C two-qubit system by microwave (MW) and radio-frequency (RF) single-qubit gates, and a DD-based electron-nuclear two-qubit gate^{23,45}. Furthermore, we develop repetitive readout of the nuclear spin to improve the single-shot readout fidelity (see Supplementary Note 2)^{21,46–50}, giving a maximum state preparation and measurement (SPAM) fidelity of 91(1)%. For the measurements reported here we focus on the system dynamics rather than maximising the fidelities, and thus use a faster initialisation procedure to optimise the signal-to-noise ratio, with lower SPAM fidelity of 79.4(9)%. The fidelities are predominantly limited by electron-spin decoherence during two-qubit gates, likely arising

from the high concentration of P1 centre impurities in this specific device (~ 75 ppb⁵¹). Multi-qubit registers with comparable two-qubit gate fidelities to those achieved in natural-abundance ¹³C devices ($\sim 99\%$ ²³) are expected to be feasible with reduced impurity concentration in future diamond growth.

Memory robustness while idling

We first investigate the intrinsic decoherence processes of the ¹³C nuclear spin, i.e. when the electron spin is idle. The electron spin-state affects spin-bath dynamics, as flip-flop interactions between nuclear spins are suppressed when the hyperfine interaction is present (the ‘frozen core’ effect)^{23,52,53}. Therefore, we separately characterise the decoherence timescales for the NV electron in the $|1\rangle$ or $|0\rangle$ states.

Figure 1d summarises the measured timescales. The observation of vastly longer $T_{1,e=|1\rangle}$ ($\gg 5$ s) than $T_{1,e=|0\rangle}$ ($=2.8(2)$ s) indicates that the spin relaxes primarily through flip-flop interactions with other ¹³C spins. The measured $T_{1,e=|0\rangle}$ is ~ 30 – 100 times longer than typical values for natural-abundance samples, consistent with the expectation of a linear dependence on isotopic concentration^{40,42}.

The measured dephasing times are $T_{2,e=|1\rangle}^* = 0.38(1)$ s and $T_{2,e=|0\rangle}^* = 0.42(2)$ s. We first isolate the timescale associated with couplings to the nuclear-spin bath by performing a spin-echo experiment on all ¹³C spins, decoupling the ¹³C bath from other processes but leaving their mutual interactions unperturbed. We find a characteristic timescale, $T_{2,^{13}\text{C-bath}}^* = 0.66(3)$ s (see Supplementary Note 3). The contribution from P1 impurities can similarly be estimated using the NV electron dephasing time during double electron-electron resonance measurements with the P1 impurities, $T_{2,P1\text{-bath}}^* = 230$ μs ⁵¹. From the respective gyromagnetic ratios, γ_C , γ_{e^*} , we infer $T_{2,P1\text{-bath}}^* = 0.61$ s. Combining these processes gives an estimate for $T_2^* \sim 0.45$ s, close to the measured values.

We finally consider the application of spin echoes which mitigate quasi-static noise. The single-echo $T_{2,e=|0\rangle}^{N=1}$ ($=1.11(8)$ s) and eight-echo $T_{2,e=|0\rangle}^{N=8}$ ($=1.62(9)$ s) are likely limited by the $m_s = 0$ nuclear T_1 . The observation of some underlying structure in these measurements is likely due to the dynamics of other proximal ¹³C spins²⁰. In contrast, for the electron $|1\rangle$ state, the nuclear-spin frozen core has previously been shown to significantly enhance ¹³C spin-echo times²³. While $T_{2,e=|1\rangle}^{N=1}$ ($=1.82(6)$ s) and $T_{2,e=|1\rangle}^{N=8}$ ($=2.91(8)$ s) do exceed $T_{2,e=|1\rangle}^{N=1,8}$ respectively, they are shorter than would be predicted from the ¹³C concentration alone (~ 1 min). We ascribe this to the presence of the P1 bath, which exhibits faster dynamics which are not well mitigated by echo pulses. This decoherence might be further mitigated by strong driving of the P1 bath^{51,54} or by using higher purity diamonds.

Memory robustness during the remote-entanglement sequence

Armed with a characterisation of the intrinsic decoherence processes, we now turn to the remote-entanglement sequence shown in Fig. 2a, b. This entangling primitive is compatible with single-photon schemes used in recent NV network experiments^{7,29,55}. In this work, we implement the protocol on a single network node to investigate its effect on the ¹³C data qubit.

As discussed in the previous sections, imperfect knowledge of the electron-spin state leads to spurious phases acquired by the nuclear spin. Within each entangling attempt, there are a number of processes which can lead to such dephasing: the stochastic nature of the electronic spin-reset time, infidelities in the initialised electron-spin state, excited state spin-flips after the optical π -pulse, and MW pulse errors. Reducing the electron-nuclear coupling strength enhances the robustness to such events.

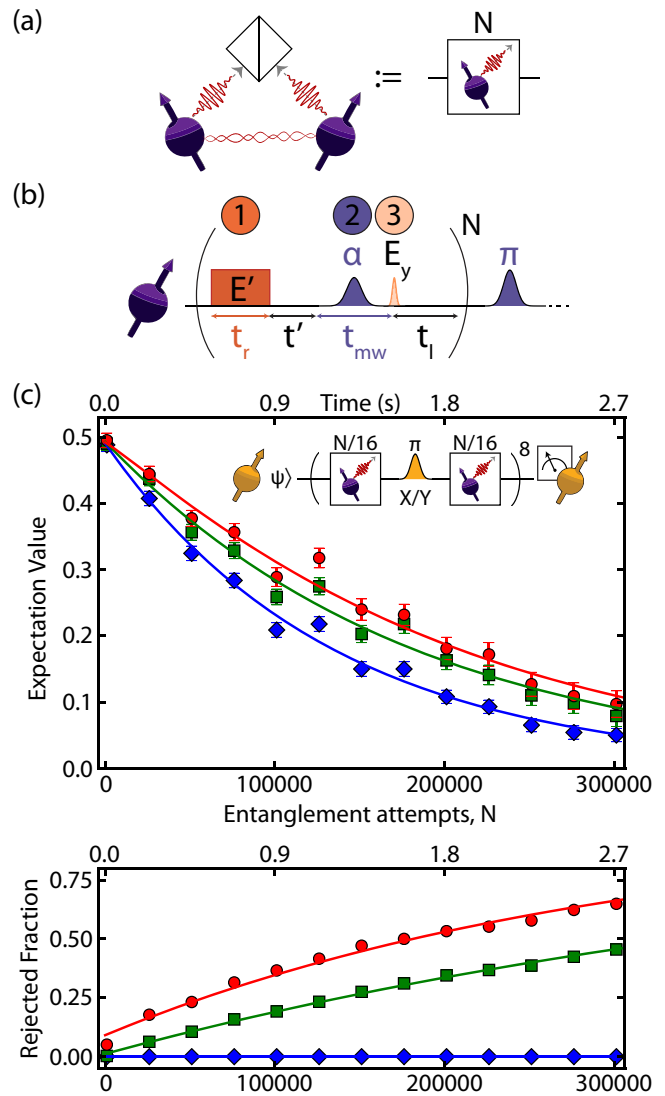


Fig. 2 | Memory robustness under remote-entanglement generation. **a** Sketch of a remote-entanglement process. After generation of local spin-photon entanglement at each node (see **b**), a detection event at a central beamsplitter heralds remote entanglement. Due to loss processes, the protocol is probabilistic. **b** Remote-entanglement primitive: (1) The electron spin is reset by an optical pulse of duration $t_r = 5$ μs . (2) After a time $t' = 200$ ns, a microwave pulse of duration $t_{\text{mw}} = 2.8$ μs prepares a spin superposition state. (3) An optical π -pulse generates spin-photon entanglement, after which a time $t_l = 1$ μs is required to determine whether the attempt succeeded. In case of success, a microwave π -pulse is used to preserve the electron coherence. E' and E_y denote optical transitions (Methods). **c** Data qubit expectation value in the encoded state eigenbasis, as a function of the number of applied primitives (see **b**), averaged over the six cardinal states. Diamonds correspond to no post-selection, squares and circles correspond to post-selection on measuring ≥ 1 and ≥ 5 photons in a CR check performed at the end of the sequence. Solid lines are fits (see Methods). Lower panel shows the fraction of rejected data for the three cases.

We implement the entangling protocol experimentally. For simplicity, we omit the optical π -pulses, but note that the small associated electron spin-flip probability is expected to play a negligible effect on the ¹³C decoherence^{22,35}. As a trade-off between the optical reset rate and stochastic ionisation to NV^{0,56,57}, spin reset is performed using 30 nW of optical power

for 5 μ s, resulting in an initialisation fidelity $\geq 98\%$ (Supplementary Note 4). For the MW pulse used to create the electron superposition state, we implement a weak multi-tone driving pulse ($\Omega_{\text{Rabi}} \sim 93$ KHz), see Supplementary Note 5. This comes at the expense of a time overhead, but mitigates heating. We set the MW rotation angle to $\pi/2$, for which dephasing due to the entangling primitive is expected to be maximal for the given sequence (Supplementary Note 7). Finally, we focus on networks for distributed quantum computation, rather than long-distance communication, and assume that the distance between network nodes is small (< 100 m). Thus, any decision logic can be completed within 1 μ s. With these choices, the total duration of each primitive is 9 μ s.

We prepare the nuclear spin in each of the six cardinal states ($\Psi_j \in \{|x\rangle, |-x\rangle, |y\rangle, |-y\rangle, |\uparrow\rangle, |\downarrow\rangle\}$), apply N repetitions of the primitive, and measure the expectation value in the associated eigenbasis, $\langle \hat{\sigma}_j \rangle = \text{Tr}(\rho \hat{\sigma}_j)$, where $\hat{\sigma}_j$ are nuclear-spin Pauli operators, $j \in \{x, y, z\}$ (Fig. 2c). We interleave one cycle of XY8 decoupling pulses on the nuclear spin to mitigate dephasing. Without any post-selection of the data we find that the data qubit can preserve an arbitrary quantum state for $N_{1/e} = 1.33(4) \cdot 10^5$ entangling primitives (1.20(4) s of continuous entanglement attempts).

We now consider the effects of ionisation and spectral diffusion on the data. After each experimental run, we perform two-laser probe measurements (E' , E_y transitions), denoted charge-resonance (CR) checks (see Supplementary Note 8)¹⁹. The number of photons detected in this check is used to verify that the NV remained in NV^- and on resonance throughout the experiment. By varying the post-selection threshold for the CR check, we can reject measurements in which the NV ionised or underwent spectral diffusion with increasing confidence. We find a further improvement in the data qubit lifetime when omitting these cases, showing that they are currently a significant limitation (Fig. 2c). After accounting for ionisation and spectral diffusion, we fit a decay time $N_{1/e} = 2.07(8) \cdot 10^5$. Considering spin superposition- and eigen-states separately, we find $N_{1/e,xy} = 1.90(8) \cdot 10^5$ [1.71(7) s] and $N_{1/e,z} = 2.6(2) \cdot 10^5$ attempts [2.4(2) s].

In Supplementary Note 6, we additionally present results for the decay of a superposition state when using strong microwave pulses ($\Omega_{\text{Rabi}} \sim 27$ MHz), so that the sequence is shorter (primitive duration 6.3 μ s). We find a further improved corrected decay constant of $N_{1/e,x} = 4(1) \cdot 10^5$ attempts [2.6(6) s]. However, in this case, we cannot rule out that heating due to the strong pulses changes the spin-reset dynamics, although the observation of similar ionisation statistics suggests that this is not the case. Such heating can be addressed by improved device engineering in future work.

For both primitive durations (6.3 and 9 μ s), the measured decoherence timescales are comparable to those arising from intrinsic spin-bath dynamics. This suggests that the entanglement sequence only weakly increases the dephasing of the ^{13}C spin.

We use Monte Carlo simulations to model the nuclear-spin dephasing induced by the entanglement attempts, taking into account all known control errors (see Supplementary Note 7) but neglecting the intrinsic decoherence rates²². We find that even using pessimistic parameters, an $A_{\parallel} = 2\pi \cdot 80$ Hz coupled nuclear spin is predicted to retain a fidelity of 77.6(4)% with respect to an initial superposition state after 10^6 entangling attempts. This finding is consistent with the interpretation of spin-bath limited decoherence in the present experiment.

Our simulations also show that the dephasing infidelity after 10^6 entangling attempts can be reduced below 1% by using optimised primitives incorporating an additional electron-spin echo. Further improvement of the performance can be realised by reducing the entangling primitive duration, such that more attempts can be performed within the intrinsic decoherence timescales. These intrinsic timescales may themselves be extended by optimised decoupling schemes⁵⁸ as well as using

samples with lower nitrogen defect concentrations. It is clear, however, that ionisation currently is a limiting factor. We next probe the nuclear-spin dynamics after such ionisation events to understand if they can be mitigated.

Mitigating ionisation

The previous section indicates that ionisation of the NV centre limits achievable memory performance. In the above experiments, and in previous work^{22,29,35}, an ionisation event ($NV^- \rightarrow NV^0$) at some point in the remote-entanglement sequence causes complete dephasing of the ^{13}C spins. This is because such events occur stochastically, the subsequent electron-spin dynamics are unknown, and, as discussed above (see Eq. 1 and Fig. 1b), each electron-spin state causes different ^{13}C -spin evolution.

While ionisation rates can be reduced by decreasing optical powers for the spin-reset process, this results in longer sequence times. Additionally, the optical π -pulses cannot be removed, and therefore it is challenging to completely prevent ionisation. An alternative approach is to instead develop techniques which make the data qubit robust to this process.

In order to study the effect of charge-state switching, we implement resonant (zero-phonon line, ZPL) optical pulses that efficiently induce ionisation ($NV^- \rightarrow NV^0$, 1 ms, 500 nW) and recharging ($NV^0 \rightarrow NV^-$, 1 ms, 500 nW) with minimal disturbance to the local charge environment. Combining these pulses with CR checks, we can use heralding and post-selection to perform verified charge-state switching from $NV^- \rightarrow NV^0 \rightarrow NV^-$ (see Supplementary Note 8).

We first combine the verified charge-state switching protocol with nuclear-spin control to investigate the properties of the ^{13}C spin for the NV^0 state. After preparing NV^- and initialising the nuclear spin in the state $|\uparrow\rangle$, we apply the ionisation pulse, and proceed with the experiment if a subsequent CR check heralds preparation in NV^0 . We then apply a nuclear-spin RF π -pulse with a Rabi frequency of 5.4(2) Hz, for which we sweep the carrier frequency f . After applying the recharge pulse, we read-out the nuclear spin in the Z-basis and post-select the data on finding the NV in NV^- . As shown in Fig. 3a, we observe a single nuclear-spin resonance at a frequency of 50229.8(1) Hz, which matches the ^{13}C Larmor frequency. The observation of a single transition, rather than two transitions at $f = \omega_{\pm} \pm A_{\parallel}/2$, suggest a fast averaging over the two NV^0 electron-spin states, akin to motional narrowing^{21,41}.

To characterise the nuclear-spin dephasing, we prepare the nuclear spin in a superposition state, and let it evolve freely while switching to NV^0 for a variable time. The inset of Fig. 3b reveals coherent oscillations, corresponding to precession of the nuclear spin at a frequency of 50231(1) Hz. The nuclear-spin coherence $(\langle X \rangle^2 + \langle Y \rangle^2)^{1/2}$ decays as $T_{2,NV^0}^* = 57(3)$ ms. This dephasing time is significantly shorter than for NV^- ($T_{2,NV^-}^* \sim 0.4$ s, Fig. 1d), indicating that the NV^0 state introduces an additional dephasing mechanism. The fitted decay exponent of $n = 1.2(1)$ (see Methods) matches the value of $n = 1$ expected for the motional-narrowing-like regime²¹.

The observation of a single nuclear-spin frequency and a decreased T_2^* are consistent with a rapidly fluctuating NV^0 electron-spin state. In this regime, the dephasing time scales as $T_2^* = 8/(A_{\parallel}^2 \cdot T_1^{NV^0})$ ^{21,41}. Thus, we can extract $T_1^{NV^0} = 570(30)$ μ s. This value deviates from another recent cryogenic measurement ($T_1^{NV^0} = 1.51(1)$ s)³⁷. It is likely that this discrepancy is either due to the much higher magnetic field ($B_z = 1850$ G) or absence of a P1 bath in that work.

The observed nuclear-spin dephasing time in NV^0 is much longer than the time needed to recharge to NV^- . We now show that this enables the protection of the data qubit from ionisation events. We prepare the ^{13}C in each of the six cardinal states, and compare the expectation values obtained when applying the

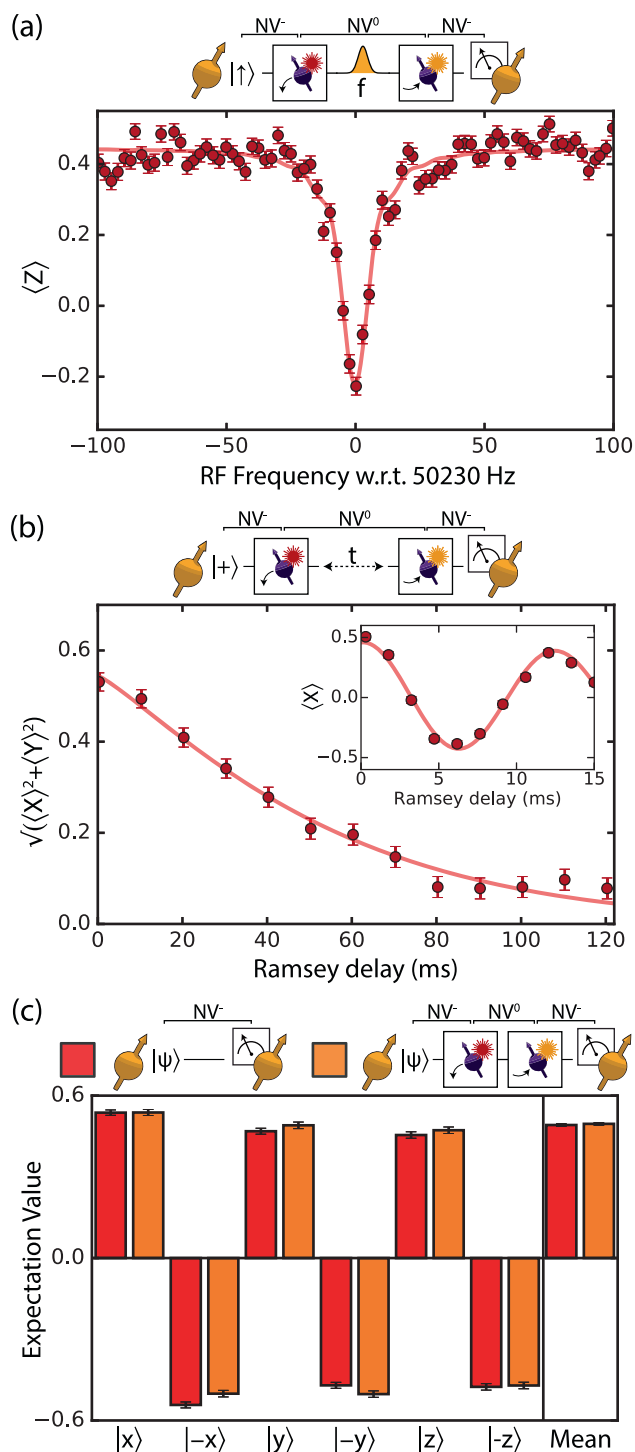


Fig. 3 ^{13}C dynamics during ionisation and recharging. **a** Nuclear magnetic resonance spectroscopy after heralded preparation of NV^0 . Solid line is a numerical evaluation of the optical Bloch equations for this system (see Methods). **b** Free induction decay of the nuclear-spin coherence in NV^0 . Inset: Ramsey fringes measured during the first 15 ms of free evolution (artificial detuning of 80 Hz with respect to 50230 Hz). Solid lines are fits (see Methods). **c** Protection of an arbitrary data qubit state under NV charge cycling. Orange (red) bars correspond to measurements with a charge-state cycle (idling in NV^-) between nuclear-spin initialisation and readout. The data is post-selected on finding the NV in the negative charge state at the end of the measurement (see text).

heralded ionisation and recharging process prior to measurement, or when measuring immediately after state preparation (Fig. 3c). Here, to minimise dephasing during the ionisation and recharging processes, we shorten the ionisation pulse length to 0.3 ms, and use a higher-power 0.5 ms recharging pulse.

Without post-selecting cases in which the NV returned to the bright state, we find a reduction of the spin expectation values of 8(1)% (averaged over the cardinal states) when applying the charge-state cycle. Upon post-selection, we find a negligible difference between the cases (the charge-cycle scenario outperforms immediate measurement by 1(1)%), see Fig. 3c. We thus attribute the majority of the observed infidelity to the finite recharging probability, which is likely limited by spectral diffusion arising from the high impurity concentration in the present sample (see Supplementary Note 8). We estimate that the NV is in the NV^0 state for an average of $\sim 500 \mu\text{s}$, for which the ^{13}C dephasing from the measured T_{2,NV^0}^* is $\sim 0.5\%$, within the uncertainty of the present measurements.

Incorporating such ionisation protection within a network protocol requires a few further considerations. First, the average nuclear-spin precession frequency during the entangling primitives should match the precession for NV^0 , else additional dephasing will occur at the difference frequency until recharging occurs. This can be realised by alternating the choice of NV^- qubit-basis $m_s = \{0, -1\}, \{0, +1\}$ between (or during) entangling attempts. Second, recharging within the entangling sequence can be realised by adding auxiliary 575 nm excitation during all NV^- spin-reset pulses, which prevents extended periods in which the NV resides in the neutral charge-state⁷. A drawback of this approach is that extensive application of yellow light may induce spectral diffusion due to ionisation of the P1 bath or other impurities⁵⁹. A less intrusive approach is to check the charge- and resonance status of the NV centre during the entangling attempts. This could be done passively by monitoring the emitted light either during spin initialisation (in the ZPL, and/or the phonon sideband, PSB), or after the optical π -pulses (in the PSB only, which would not perturb useful quantum information). Alternatively, explicit CR checks could be periodically performed. Efficiently scheduling such checks into a full remote entangling protocol is non-trivial, but the timescales associated with ionisation, data qubit dephasing in NV^0 , CR-checking and recharging suggest that such an approach is feasible.

We note that the NV^0 spin- T_1 may increase with reduction of impurities, or under different magnetic fields, which would result in faster nuclear-spin dephasing. This challenge might be overcome by either inducing fast NV^0 spin-flips using microwave driving, or by performing feedback correction using recently demonstrated NV^0 optical spin-readout at high magnetic fields³⁷.

Numerical analysis of quantum-network protocols

Finally, we investigate the projected performance of a number of quantum-network protocols when combining the improved memory lifetime demonstrated in this work with previously demonstrated entanglement links and gate operations (in other devices). We focus on non-local two-qubit operations and the creation of distributed four-qubit GHZ states, a key building block for the distributed surface code^{3,4} (Fig. 1a).

These investigations are based upon density-matrix simulations of noisy quantum circuits. We use the following set of parameters to model the dominant error sources, which are either the measured state-of-the-art (on a variety of devices) or near-term predictions (denoted by *): two-qubit gates (1% infidelity²³), NV optical measurement (1% infidelity^{*10}), and networked (NV^- - NV^-) Bell-pair creation (10% infidelity^{*29}). We account for the finite duration associated with each operation, including probabilistic NV^- - NV^- remote-entanglement (duration 6 μs , success probability

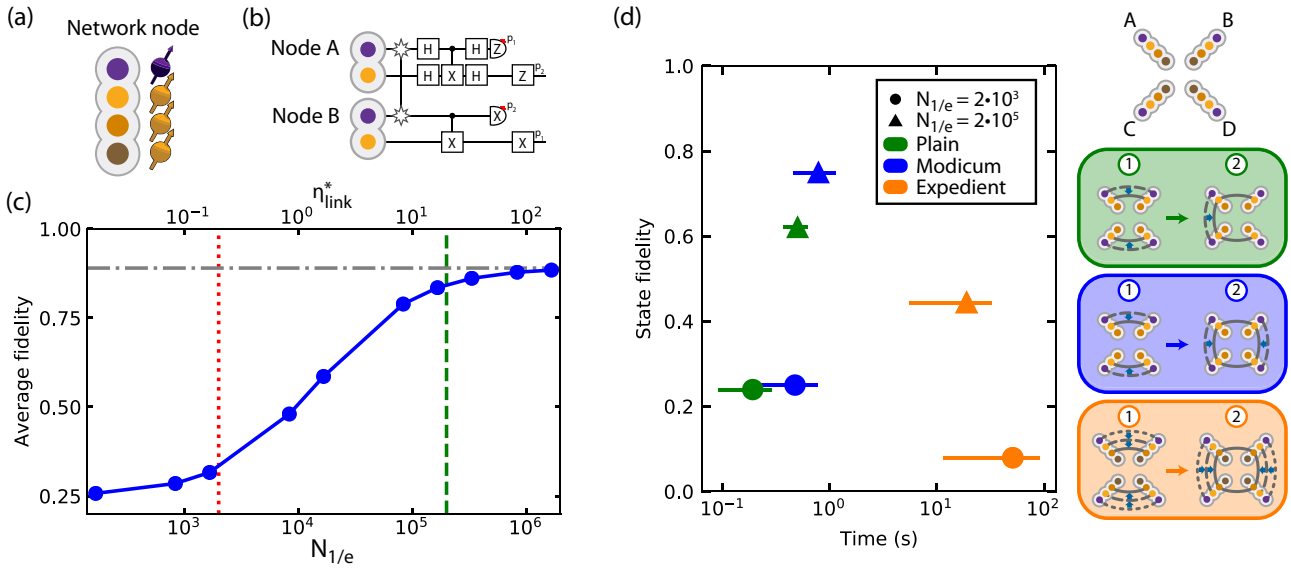


Fig. 4 Simulated quantum-network performance. **a** Diagram of a single network node comprising an electron spin (purple) and up to three nuclear spins (orange tones). **b** Quantum circuit for a CNOT operation between nuclear spins in separate network nodes. $p_{1,2}$ are feed-forward operations. The gate is performed deterministically: the nuclear-spin states are prepared, then entanglement is distributed, and the gate is performed independent of the number of entanglement attempts required and for all measurement outcomes. **c** Simulated performance of the non-local CNOT protocol (see **b**) for a range of data qubit lifetimes. The red and green lines mark memory lifetimes of $N_{1/e} = 2 \times 10^3$ and 2×10^5 , respectively. The grey line is the limit of the average CNOT fidelity, $F_{av} = 0.89$, set by error sources other than memory decoherence, see text. Error bars are smaller than markers. **d** Simulated performance for creation of a GHZ state between four network nodes, for three different protocols as schematised on the right. The innermost qubits in the schematics could host the encoded logical information of the distributed surface code, but are not used here. Further details of each protocol are given in Supplementary Note 9. The horizontal error bars in **(d)** indicate the distribution of durations taken for each protocol to succeed (68.2% confidence intervals).

0.01%²⁹), and for decoherence of electron and nuclear-spin qubits across all operations^{20,23}. We do not take NV ionisation into account, as the results of Fig. 3 indicate that its effects can be mitigated: sequences to realise this will be developed in future work. A detailed summary of the models and parameters used can be found in Supplementary Note 9, and the code implementation is given in a linked repository⁶⁰.

In Fig. 4a, b, c, we show the quantum circuit and simulated average fidelity F_{av} ⁶¹ for a deterministic CNOT operation between nuclear spins in separate network nodes. For $N_{1/e} = 2 \times 10^3$ (see e.g. previous work²⁹), the projected average fidelity is $F_{av} \approx 0.33$, close to that of a completely random operation ($F_{av} = 0.25$); the nuclear-spin decoheres on a timescale shorter than the average time taken to create an entangled resource state ($\eta_{link}^* < 1$). In contrast, for $N_{1/e} = 2 \times 10^5$ as obtained here, we find a projected gate fidelity of $F_{av} \approx 0.86$, which approaches the limit of $F_{av} \approx 0.89$ set by the quality of the NV–NV Bell-pair resource state, local two-qubit gate operations, and measurement errors. These results indicate that deterministic two-qubit gate operations across optical quantum networks are within reach.

We next turn to protocols for GHZ state synthesis between four network nodes. We compare three protocols, which are schematically depicted in Fig. 4d. First, we have the ‘Plain’ protocol, the simplest known approach which fuses three distributed Bell pairs into a GHZ state. Second, we have the ‘Modicum’ protocol^{4,6}, which extends the Plain protocol by one additional Bell-pair creation step between two otherwise idling nodes to realise a single step of entanglement distillation. Finally, we have the ‘Expedient’ protocol introduced by Nickerson et al.³ which uses a minimum of 22 Bell pairs to perform additional rounds of distillation, and, in principle, can lead to high-quality GHZ states even in the presence of errors. Note, however, that previous work

did not take into account the decoherence of the data qubits during entangling sequences or idling³.

In Fig. 4d, we plot the simulated GHZ state fidelities ($F_{state} = \langle \Psi_{GHZ} | \rho | \Psi_{GHZ} \rangle$) for each protocol, alongside the average duration to prepare the state. For each scheme, there are two data points, which show the fidelities obtained when considering data qubit lifetimes of $N_{1/e} = 2 \times 10^3$ and $N_{1/e} = 2 \times 10^5$ respectively. The first observation is that, for all the tested schemes, the improved lifetimes lead to significantly higher fidelities. With the lifetime achieved in this work, the simulated GHZ fidelities for the Plain and Modicum protocols exceed $F = 0.5$, witnessing genuine multipartite entanglement of four qubits.

The differences in performance between the schemes with $N_{1/e} = 2 \times 10^5$ give insights into the usefulness of entanglement distillation for the considered parameter regime. First, between the Plain and Modicum protocols, we see that the additional distillation step does improve the fidelity, from $F = 0.62$ to $F = 0.75$. However, this fidelity improvement is limited due to the need for an additional SWAP operation (three two-qubit gates). Furthermore, there is a slight increase in the average duration of the protocol, predominantly due to the probabilistic nature of the distillation step. For the Expedient protocol, we see that it takes significantly longer to successfully generate one GHZ state, and achieves lower fidelities. Additional rounds of entanglement distillation are only beneficial if the fidelity improvements (from distilling imperfect states) exceed the fidelity losses from decoherence of idle qubits. A further increase in η_{link}^* is required to make use of such protocols.

Together, these results show that the lifetime of the robust quantum-network memory demonstrated in this work is sufficient to demonstrate key distributed quantum computation protocols, such as deterministic two-qubit gates and basic distillation schemes, across optical quantum networks.

DISCUSSION

We have demonstrated a robust quantum-network memory based upon a single ^{13}C -spin qubit in isotopically engineered diamond. Compared with previous work^{22,29}, the data qubit lifetime during network operation is improved by two orders-of-magnitude. Critically, the data qubit now decoheres more slowly than state-of-the-art entanglement rates between NV centre network nodes^{7,29}. Using numerical simulations, we show that the corresponding parameter regime—with a projected $\eta_{\text{link}}^* \sim 10$ —enables a range of protocols for optical quantum networks, including deterministic two-qubit logic and creation of genuinely-entangled four-qubit GHZ states. Additionally, such robust memories would greatly speed up recently demonstrated protocols such as entanglement distillation and entanglement swapping^{28,29}.

On the path towards reaching the fault-tolerance threshold for large-scale distributed quantum information processing, our simulations show that further improvements in η_{link}^* are needed. The ^{13}C decoherence rate r_{dec} is currently limited by spurious ionisation of the NV centre to NV^0 . Our results show that arbitrary states can be protected while cycling the charge-state back and forth with minimal loss of fidelity, suggesting that such events can be mitigated. Further improvements in r_{dec} are possible by further improving the intrinsic coherence times, and reducing the time needed for the entanglement sequence. Additionally, an improvement of the optical entanglement success probability by a factor ~ 100 is feasible using Fabry-Pérot micro-cavities^{32,34}, which would also greatly improve the overall operation speed, as is required for advancing beyond prototype networks and towards technological applications. Together such improvements would yield $\eta_{\text{link}}^* > 1000$, which is anticipated to be sufficient to realise large-scale error corrected quantum networks³.

METHODS

Sample and hardware setup

Our experiments are performed on a type-IIa $\langle 100 \rangle$ diamond substrate, grown via chemical vapour deposition using isotopically-purified methane gas to reduce the ^{13}C nuclear-spin concentration (targeted 0.01% ^{13}C , Element Six). We address a single NV centre using a cryogenic (4 K) confocal microscope. A solid immersion lens and anti-reflection coating are fabricated to increase optical collection efficiency^{18,62,63}. An external magnetic field is applied along the NV symmetry axis using three orthogonal permanent neodymium magnets mounted on linear actuators (Newport UTS100PP). We measure the field vector to be $(B_x, B_y, B_z) = (0.3(1), 0.06(8), 46.801(1))$ G by spectroscopy of the P1 bath transition frequencies⁵¹.

Resonant optical excitation of NV^- at 637 nm (red, Toptica DLPro and New Focus TLB-6704-P) realises high-fidelity spin initialisation ($E_{1,2}$ transitions, $:= E'$) and single-shot readout (E_y transition)¹⁸. We measure readout fidelities of 68.5(2)% for the bright state ($m_s = 0, := |0\rangle$) and 99.3(3)% for the dark state ($m_s = -1, := |1\rangle$), giving $F_{\text{SSRO}} = 0.839(3)$. We employ 515 nm (green, Cobolt MLD) excitation to prepare the NV in NV^- and on resonance with the 637 nm lasers (see Supplementary Note 8)¹⁹. Finally, for experiments involving the neutral charge state, NV^0 , we use resonant 575 nm (yellow, Toptica DL-SHG Pro) light to realise fast recharging to NV^- . Through direct current modulation or cascaded acousto-optical modulators, we achieve on/off ratios > 100 dB for all lasers.

Microwave (MW) driving via a lithographically defined gold stripline enables coherent control between $|0\rangle \leftrightarrow |1\rangle$. Pulses are applied using Hermite envelopes with maximum $\Omega_{\text{Rabi}} \sim 27$ MHz, aside from within the entangling primitive, where a multi-tone driving scheme is employed to mitigate heating (Supplementary

Note 5). Using a fast microwave switch (TriQuint TGS2355-SM, 40 dB) to suppress electronic noise, we measure long electron-spin relaxation ($T_1 \gg 30$ s), dephasing ($T_2^* = 94(2)$ μs) and coherence ($T_2 = 0.992(4)$ ms) times, the latter of which is limited by the electron-spin bath formed by the P1 centres (75 ppb⁵¹) which can be reduced in future diamond growth.

Magnetic field stabilisation

The presence of a number of 6–9 T magnetic field systems in adjacent laboratories leads to slow magnetic field drifts (measured to be ~ 200 mG peak-to-peak across all presented measurements). These drifts are first mitigated using a feedback-loop. We measure the electron-spin resonance frequency approximately every 10 min, and compensate any deviation to within 3 kHz (~ 1 mG) of the set-point by moving the magnets. This comes at the cost of slight magnetic field misalignment. If this misalignment becomes too large, or nearby magnetic field systems are being swept too quickly, we observe degradation of the nuclear-spin operations. To remove such effects from our results, during ^{13}C -related data-taking we interleave separate reference measurements of the nuclear-spin expectation value after simple state-preparation and measurement. These reference measurements do not contribute to the presented data-sets, but are used to discard measurement runs in the case that the reference measurement falls below 75% of the calibrated value.

Data analysis

Throughout this text, we do not correct the nuclear-spin data for SPAM errors.

The intrinsic decoherence timescales of the ^{13}C data qubit, as presented in Fig. 1d, are fitted as described in Table 1.

The decoherence timescale for the data qubit during network operation (upper panel of Fig. 2c) is fit as described in Table 2.

The corresponding fraction of rejected data (lower panel) is fit as described in Table 3.

The ^{13}C nuclear magnetic resonance spectrum for the NV^0 state (Fig. 3a) is modelled by numerically evaluating the optical Bloch equations for the system, using the measured Rabi frequency,

Table 1. Fit parameters for Fig. 1d.

$F(t) = A \exp[-(t/T)^n]$			
Metric	A	T (s)	n
$T_{2,e= 1\rangle}^*$	0.55 (2)	0.38 (1)	1.6 (1)
$T_{2,e= 0\rangle}^*$	0.46 (1)	0.42 (2)	2.0 (2)
$T_{2,e= 1\rangle}^{N=1}$	0.51 (1)	1.82 (6)	2.1 (2)
$T_{2,e= 0\rangle}^{N=1}$	0.52 (2)	1.11 (8)	0.9 (1)
$T_{2,e= 1\rangle}^{N=8}$	0.58 (1)	2.91 (8)	2.1 (2)
$T_{2,e= 0\rangle}^{N=8}$	0.60 (2)	1.62 (9)	1.0 (1)
$T_{1,e= 1\rangle}$	0.43 (2)	–	–
$T_{1,e= 0\rangle}$	0.49 (2)	2.8 (2)	0.9 (1)

Table 2. Fit parameters for Fig. 2c, upper panel.

$F(N) = A \exp[-(N/N_{1/e})^n]$			
CR threshold	A	$N_{1/e} \times 1e5$	n
0	0.49 (1)	1.33 (4)	1.00 (5)
1	0.49 (1)	1.80 (6)	1.09 (8)
5	0.49 (1)	2.07 (8)	1.09 (8)

Table 3. Fit parameters for Fig. 2c, lower panel.

$F(N) = 1 - A \exp[-(N/N_{\text{ion}})]$		
CR threshold	A	$N_{\text{ion}} \times 1e5$
1	0.988 (4)	5.03 (7)
5	0.91 (1)	3.0 (1)

Table 4. Fit parameters for Fig. 3a.

$F(y) = a + Ay$	
a	A
-0.02 (1)	0.47 (1)

Table 5. Fit parameters for Fig. 3b, main panel.

$F(t) = A \exp[-(t/T_2^*)^n]$		
A	T_2^* (ms)	n
0.54 (2)	57 (3)	1.2 (1)

Table 6. Fit parameters for Fig. 3b, inset.

$F(t) = A \exp[-(t/T_2^*)^n] \cdot \cos(\omega t + \phi)$		
A	ω (Hz)	ϕ (°)
0.46 (1)	81 (1)	-4 (3)

$\Omega = 5.4(2)$ Hz, measured dephasing time, $T_2^* = 57(3)$ ms, and the chosen pulse duration, $t = 92$ ms, as fixed parameters. The resonance frequency of 50229.8(1) Hz is obtained by an independent fit to the generalised Rabi formula. We subsequently re-scale the output of the numerical evaluation to account for state preparation and measurement errors using the fit function given in Table 4.

For the ^{13}C free induction decay in the NV^0 state (Fig. 3b), we use the fit function given in Table 5.

Finally, for the free evolution of $\langle X \rangle$ (inset of Fig. 3b), we use the fit function given in Table 6, where $T_2^* = 57$ ms and $n = 1.2$ are fixed to the values found in the previous fit.

DATA AVAILABILITY

The data that support the findings of this study can be found on the 4TU repository: <https://doi.org/10.4121/16887658.v3>.

CODE AVAILABILITY

The code implementation for the noisy quantum-network simulations (Fig. 4c, d) can be found on the 4TU repository: <https://doi.org/10.4121/16887658.v3>.

Received: 18 November 2021; Accepted: 23 September 2022;

Published online: 18 October 2022

REFERENCES

- Wehner, S., Elkouss, D. & Hanson, R. Quantum internet: a vision for the road ahead. *Science* **362**, eaam9288 (2018).
- Jiang, L., Taylor, J. M., Sørensen, A. S. & Lukin, M. D. Distributed quantum computation based on small quantum registers. *Phys. Rev. A* **76**, 062323 (2007).
- Nickerson, N. H., Li, Y. & Benjamin, S. C. Topological quantum computing with a very noisy network and local error rates approaching one percent. *Nat. Commun.* **4**, 1–5 (2013).
- Nickerson, N. H., Fitzsimons, J. F. & Benjamin, S. C. Freely scalable quantum technologies using cells of 5-to-50 qubits with very lossy and noisy photonic links. *Phys. Rev. X* **4**, 041041 (2014).
- Monroe, C. et al. Large-scale modular quantum-computer architecture with atomic memory and photonic interconnects. *Phys. Rev. A* **89**, 022317 (2014).
- de Bone, S., Ouyang, R., Goodenough, K. & Elkouss, D. Protocols for creating and distilling multipartite GHZ states with Bell pairs. *IEEE Trans. Quantum Eng.* **1**, 1–10 (2020).
- Humphreys, P. C. et al. Deterministic delivery of remote entanglement on a quantum network. *Nature* **558**, 268–273 (2018).
- Hucul, D. et al. Modular entanglement of atomic qubits using photons and phonons. *Nat. Phys.* **11**, 37–42 (2015).
- Ritter, S. et al. An elementary quantum network of single atoms in optical cavities. *Nature* **484**, 195–200 (2012).
- Hensen, B. et al. Loophole-free Bell inequality violation using electron spins separated by 1.3 kilometres. *Nature* **526**, 682–686 (2015).
- Rosenfeld, W. et al. Event-ready Bell test using entangled atoms simultaneously closing detection and locality loopholes. *Phys. Rev. Lett.* **119**, 010402 (2017).
- Stockill, R. et al. Phase-tuned entangled state generation between distant spin qubits. *Phys. Rev. Lett.* **119**, 010503 (2017).
- Krut'yanskiy, V. et al. Light-matter entanglement over 50 km of optical fibre. *NPJ Quantum Inf.* **5**, 1–5 (2019).
- Stephenson, L. et al. High-rate, high-fidelity entanglement of qubits across an elementary quantum network. *Phys. Rev. Lett.* **124**, 110501 (2020).
- Yu, Y. et al. Entanglement of two quantum memories via fibres over dozens of kilometres. *Nature* **578**, 240–245 (2020).
- Daiss, S. et al. A quantum-logic gate between distant quantum-network modules. *Science* **371**, 614–617 (2021).
- Schupp, J. et al. Interface between Trapped-Ion Qubits and Traveling Photons with Close-to-Optimal Efficiency. *PRX Quantum* **2**, 020331 (2021).
- Robledo, L. et al. High-fidelity projective read-out of a solid-state spin quantum register. *Nature* **477**, 574–578 (2011).
- Bernien, H. et al. Heralded entanglement between solid-state qubits separated by three metres. *Nature* **497**, 86–90 (2013).
- Abobeih, M. H. et al. One-second coherence for a single electron spin coupled to a multi-qubit nuclear-spin environment. *Nat. Commun.* **9**, 2552 (2018).
- Maurer, P. C. et al. Room-Temperature Quantum Bit Memory Exceeding One Second. *Science* **336**, 1283–1286 (2012).
- Kalb, N., Humphreys, P. C., Slim, J. J. & Hanson, R. Dephasing mechanisms of diamond-based nuclear-spin memories for quantum networks. *Phys. Rev. A* **97**, 062330 (2018).
- Bradley, C. E. et al. A ten-qubit solid-state spin register with quantum memory up to one minute. *Phys. Rev. X* **9**, 031045 (2019).
- Uden, T. K., Louzon, D., Zwolak, M., Zurek, W. & Jelezko, F. Revealing the emergence of classicality using nitrogen-vacancy centers. *Phys. Rev. Lett.* **123**, 140402 (2019).
- Bartling, H. P. et al. Entanglement of spin-pair qubits with intrinsic dephasing times exceeding a minute. *Phys. Rev. X* **12**, 011048 (2022).
- Randall, J. et al. Many-body-localized discrete time crystal with a programmable spin-based quantum simulator. *Science* **374**, 1474–1478 (2021).
- Abobeih, M. H. et al. Fault-tolerant operation of a logical qubit in a diamond quantum processor. *Nature* **606**, 884–889 (2022).
- Kalb, N. et al. Entanglement distillation between solid-state quantum network nodes. *Science* **356**, 928–932 (2017).
- Pompili, M. et al. Realization of a multinode quantum network of remote solid-state qubits. *Science* **372**, 259–264 (2021).
- Hermans, S. L. N. et al. Qubit teleportation between non-neighbouring nodes in a quantum network. *Nature* **605**, 663–668 (2022).
- Sipahigil, A. et al. An integrated diamond nanophotonics platform for quantum-optical networks. *Science* **354**, 847–850 (2016).
- Riedel, D. et al. Deterministic enhancement of coherent photon generation from a nitrogen-vacancy center in ultrapure diamond. *Phys. Rev. X* **7**, 031040 (2017).
- Nguyen, C. T. et al. Quantum network nodes based on diamond qubits with an efficient nanophotonic interface. *Phys. Rev. Lett.* **123**, 183602 (2019).
- Ruf, M., Weaver, M. J., van Dam, S. B. & Hanson, R. Resonant excitation and Purcell enhancement of coherent nitrogen-vacancy centers coupled to a Fabry-Perot microcavity. *Phys. Rev. Appl.* **15**, 024049 (2021).
- Reiserer, A. et al. Robust Quantum-Network Memory Using Decoherence-Protected Subspaces of Nuclear Spins. *Phys. Rev. X* **6**, 021040 (2016).
- Casanova, J., Wang, Z.-Y., Haase, J. & Plenio, M. Robust dynamical decoupling sequences for individual-nuclear-spin addressing. *Phys. Rev. A* **92**, 042304 (2015).

37. Baier, S. et al. Orbital and spin dynamics of single neutrally-charged nitrogen-vacancy centers in diamond. *Phys. Rev. Lett.* **125**, 193601 (2020).
38. Jiang, L. et al. Coherence of an optically illuminated single nuclear spin qubit. *Phys. Rev. Lett.* **100**, 073001 (2008).
39. Blok, M. S., Kalb, N., Reiserer, A., Taminiau, T. H. & Hanson, R. Towards quantum networks of single spins: analysis of a quantum memory with an optical interface in diamond. *Faraday Discuss.* **184**, 173–182 (2015).
40. Balasubramanian, G. et al. Ultralong spin coherence time in isotopically engineered diamond. *Nat. Mater.* **8**, 383–387 (2009).
41. Pfender, M. et al. Nonvolatile nuclear spin memory enables sensor-unlimited nanoscale spectroscopy of small spin clusters. *Nat. Commun.* **8**, 1–12 (2017).
42. Maze, J. R., Taylor, J. M. & Lukin, M. D. Electron spin decoherence of single nitrogen-vacancy defects in diamond. *Phys. Rev. B* **78**, 094303 (2008).
43. Taminiau, T. H. et al. Detection and control of individual nuclear spins using a weakly coupled electron spin. *Phys. Rev. Lett.* **109**, 137602 (2012).
44. Boss, J. M. et al. One- and two-dimensional nuclear magnetic resonance spectroscopy with a diamond quantum sensor. *Phys. Rev. Lett.* **116**, 197601 (2016).
45. Taminiau, T. H., Cramer, J., van der Sar, T., Dobrovitski, V. V. & Hanson, R. Universal control and error correction in multi-qubit spin registers in diamond. *Nat. Nanotechnol.* **9**, 171–176 (2014).
46. Dréau, A., Spinicelli, P., Maze, J., Roch, J.-F. & Jacques, V. Single-shot readout of multiple nuclear spin qubits in diamond under ambient conditions. *Phys. Rev. Lett.* **110**, 060502 (2013).
47. Liu, G.-Q. et al. Single-shot readout of a nuclear spin weakly coupled to a nitrogen-vacancy center at room temperature. *Phys. Rev. Lett.* **118**, 150504 (2017).
48. Kalb, N. et al. Experimental creation of quantum Zeno subspaces by repeated multi-spin projections in diamond. *Nat. Commun.* **7**, 13111 (2016).
49. Pfender, M. et al. High-resolution spectroscopy of single nuclear spins via sequential weak measurements. *Nat. Commun.* **10**, 594 (2019).
50. Cuijia, K., Boss, J. M., Herb, K., Zopes, J. & Degen, C. L. Tracking the precession of single nuclear spins by weak measurements. *Nature* **571**, 230–233 (2019).
51. Degen, M. J. et al. Entanglement of dark electron-nuclear spin defects in diamond. *Nat. Commun.* **12**, 3470 (2021).
52. Khutsishvili, G. Spin diffusion and magnetic relaxation of nuclei. *Sov. Phys. JETP*. **15**, 909 (1962).
53. Guichard, R., Balian, S., Wolfowicz, G., Mortemousque, P. & Monteiro, T. Decoherence of nuclear spins in the frozen core of an electron spin. *Phys. Rev. B* **91**, 214303 (2015).
54. de Lange, G. et al. Controlling the quantum dynamics of a mesoscopic spin bath in diamond. *Sci. Rep.* **2**, 382 (2012).
55. Cabrillo, C., Cirac, J. I., Garcia-Fernández, P. & Zoller, P. Creation of entangled states of distant atoms by interference. *Phys. Rev. A* **59**, 1025–1033 (1999).
56. Robledo, L., Bernien, H., van Weperen, I. & Hanson, R. Control and coherence of the optical transition of single nitrogen vacancy centers in diamond. *Phys. Rev. Lett.* **105**, 177403 (2010).
57. Siyushev, P., Pinto, H., Gali, A., Jelezko, F. & Wrachtrup, J. Optically controlled switching of the charge state of a single nitrogen-vacancy center in diamond at cryogenic temperatures. *Phys. Rev. Lett.* **110**, 167402 (2013).
58. Choi, J. et al. Robust dynamic Hamiltonian engineering of many-body spin systems. *Phys. Rev. X* **10**, 031002 (2020).
59. Heremans, F., Fuchs, G., Wang, C., Hanson, R. & Awschalom, D. Generation and transport of photoexcited electrons in single-crystal diamond. *Appl. Phys. Lett.* **94**, 152102 (2009).
60. The code implementation for the noisy quantum network simulations can be found at <https://doi.org/10.4121/16887658.v3> (2022).
61. Nielsen, M. A. A simple formula for the average gate fidelity of a quantum dynamical operation. *Phys. Lett. A* **303**, 249–252 (2002).
62. Hadden, J. P. et al. Strongly enhanced photon collection from diamond defect centers under microfabricated integrated solid immersion lenses. *Appl. Phys. Lett.* **97**, 241901 (2010).
63. Yeung, T., Le Sage, D., Pham, L. M., Stanwix, P. & Walsworth, R. L. Anti-reflection coating for nitrogen-vacancy optical measurements in diamond. *Appl. Phys. Lett.* **100**, 251111 (2012).

ACKNOWLEDGEMENTS

We thank M.S. Blok, N. Kalb, M. Pompili, S.L.N. Hermans, H.K.C. Beukers, V.V. Dobrovitski and T. Middelburg for useful discussions. This work was supported by the Netherlands Organisation for Scientific Research (NWO/OCW) through a Vidi grant and as part of the Frontiers of Nanoscience (NanoFront) programme. This project has received funding from the European Research Council (ERC) under the European Union's Horizon 2020 research and innovation programme (grant agreement No. 852410). We gratefully acknowledge support from the joint research programme "Modular quantum computers" by Fujitsu Limited and Delft University of Technology, co-funded by the Netherlands Enterprise Agency under project number PPS2007. This project (QIA) has received funding from the European Union's Horizon 2020 research and innovation programme under grant agreement No 820445. This work was supported by the Netherlands Organisation for Scientific Research (NWO/OCW), as part of the Quantum Software Consortium Programme under Project 024.003.037/3368. We gratefully acknowledge SURF (www.surf.nl) for the support in using the supercomputer Cartesius to perform the numerical simulations. S.B. is supported within an Erwin-Schrödinger fellowship (QuantNet, No. J 4229-N27) of the Austrian National Science Foundation (FWF).

AUTHOR CONTRIBUTIONS

C.E.B., S.B., R.H., and T.H.T. designed the experiments. C.E.B. performed the experiments. C.E.B. and T.H.T. analysed the data. C.E.B., M.J.D., S.J.H.L., and H.P.B. prepared the experimental setup. S.W.d.B., P.F.W.M. and D.E. performed the network simulations. M.M. and D.J.T. grew the diamond. C.E.B. and T.H.T. wrote the paper with input from all authors. T.H.T. supervised the project.

COMPETING INTERESTS

C.E.B., S.B., R.H., and T.H.T. are co-inventors for patent N2029318, "Method and system for operating a quantum-network node", submitted by the Delft University of Technology, 4th October 2021 at the Netherlands Patent Office. The patent focuses on techniques required to operate a quantum-network node which incorporates memory qubits which are robust to network operation and unwanted charge-state conversion. The authors declare that there are no other competing interests.

ADDITIONAL INFORMATION

Supplementary information The online version contains supplementary material available at <https://doi.org/10.1038/s41534-022-00637-w>.

Correspondence and requests for materials should be addressed to T. H. Taminiau.

Reprints and permission information is available at <http://www.nature.com/reprints>

Publisher's note Springer Nature remains neutral with regard to jurisdictional claims in published maps and institutional affiliations.



Open Access This article is licensed under a Creative Commons Attribution 4.0 International License, which permits use, sharing, adaptation, distribution and reproduction in any medium or format, as long as you give appropriate credit to the original author(s) and the source, provide a link to the Creative Commons license, and indicate if changes were made. The images or other third party material in this article are included in the article's Creative Commons license, unless indicated otherwise in a credit line to the material. If material is not included in the article's Creative Commons license and your intended use is not permitted by statutory regulation or exceeds the permitted use, you will need to obtain permission directly from the copyright holder. To view a copy of this license, visit <http://creativecommons.org/licenses/by/4.0/>.

© The Author(s) 2022