

## Do Gaming Simulations Substantiate That We Know More Than We Can Tell?

van Haften, M. A.; Lefter, I.; Lukosch, H.; van Kooten, O.; Brazier, F.

**DOI**

[10.1177/1046878120927048](https://doi.org/10.1177/1046878120927048)

**Publication date**

2020

**Document Version**

Final published version

**Published in**

Simulation and Gaming

**Citation (APA)**

van Haften, M. A., Lefter, I., Lukosch, H., van Kooten, O., & Brazier, F. (2020). Do Gaming Simulations Substantiate That We Know More Than We Can Tell? *Simulation and Gaming*, 52(4), 478-500. <https://doi.org/10.1177/1046878120927048>

**Important note**

To cite this publication, please use the final published version (if applicable). Please check the document version above.

**Copyright**

Other than for strictly personal use, it is not permitted to download, forward or distribute the text or part of it, without the consent of the author(s) and/or copyright holder(s), unless the work is under an open content license such as Creative Commons.

**Takedown policy**

Please contact us and provide details if you believe this document breaches copyrights. We will remove access to the work immediately and investigate your claim.

# Do Gaming Simulations Substantiate That We Know More Than We Can Tell?

Simulation &amp; Gaming

1–23

© The Author(s) 2020



Article reuse guidelines:

[sagepub.com/journals-permissions](https://sagepub.com/journals-permissions)

DOI: 10.1177/1046878120927048

[journals.sagepub.com/home/sag](https://journals.sagepub.com/home/sag)

M. A. van Haaften<sup>1,2</sup> , I. Lefter<sup>1</sup>, H. Lukosch<sup>1</sup>,  
O. van Kooten<sup>2,3</sup>, and F. Brazier<sup>1</sup>

## Abstract

*Background.* Revealing **tacit knowledge** often is seen as very valuable for organizations, although it is usually challenging to enunciate and share this type of knowledge.

*Methods.* This study uses a **participatory design** and the application of a board gaming simulation as instruments to extract tacit knowledge. To illustrate this application, the gaming simulation is played with entrepreneurs from horticulture. **Horticulture** represents a complex social system where tacit knowledge plays a major role in the trade process. A participatory design process is used to explore whether the design and play of gaming simulations enable participants to explicate their tacit knowledge. Participants' participation in designing the gaming simulation explicated that reconstructing reality was a prerequisite for their commitment.

*Results.* The results from playing **simulation** sessions show that participants were able to: (1) narrow down the anecdotic behaviour to a few factors; (2) to structure these factors; (3) explore how these factors relate to trade barriers and (4) to explain which tactics are applied to foster trade.

*Conclusion.* The educational value of this study is that it helped entrepreneurs in understanding complex real-life situations.

## Keywords

gaming simulation, information asymmetry, participatory design, strategic behaviour, tacit knowledge, uncertain forecast production

<sup>1</sup>TU-Delft, The Netherlands

<sup>2</sup>Inholland University of Applied Sciences, Delft, The Netherlands

<sup>3</sup>Wageningen University, The Netherlands

## Corresponding Author:

M. A. van Haaften, Technology, Policy and Management, Department Multi-Actor Systems, TU-Delft, Jaffalaan 5, 2628 BX Delft, The Netherlands.

Email: [M.A.vanHaaften@tudelft.nl](mailto:M.A.vanHaaften@tudelft.nl)

## Introduction

Polanyi (2009, p. 4) discussed extensively why tacit knowledge can be defined by the statement “we can know more than we can tell”, in contrast to knowledge that is known and explicit. Making tacit knowledge explicit becomes relevant when people are unable to explain or reproduce what they were doing, why and how they were performing specific activities and why and how they made decisions that influence their own future and that of other actors in their environment. Many entrepreneurs value tacit knowledge as a strategic capability and competitive advantage (Haldin-Herrgard, 2000; Riedel & Hauge, 2011). Tacit knowledge finds its origin in personal experience and is thus by its very nature subjective and difficult to explicate (Nonaka et al., 2000). In gaming simulations personal learning experiences and knowledge are often modelled to be the main cornerstones of design and the methodological approach deployed (Kriz, 2009). Some studies in which undergraduate students participated, show that gaming simulation sessions can be used to acquire cognitive skills like systems thinking and active participation through carefully sequenced explicit instructions (Akcaoglu & Green, 2019; Assaraf & Orion, 2005). This study uses a participatory design process and the application of a board gaming simulation to extract tacit knowledge, based on the question: *Can we design and develop a gaming simulation to capture tacit knowledge?*

## Participatory Design

Gaming simulations designed and developed for capturing tacit knowledge are not widely spread nor tailored to specific fields or processes. Some literature discussed the role games can have in turning the implicit nature of tacit knowledge into something transferable (Steinkuehler et al., 2012). To enable participants change from the state of being unaware and unable to reproduce knowledge towards the state of generating knowledge, Chu et al. (2019) distinguished four social learning dimensions that occur in the gaming simulation sessions and debriefings: (1) knowledge acquisition and sharing information (cognition) during gaming simulation sessions and debriefing, (2) identification and experience of knowledge gaps (reflection), (3) interaction and communication with other participants (collaboration) and (4) expression of emotions (affection).

The gaming simulation was based on a participatory design. A participatory design is defined as a process in which users and designers in co-creation strive to learn the realities of the users’ situation (Simonsen & Robertson, 2012, p. 2). Studies that focussed on developing gaming simulations for capturing tacit knowledge distinguished three design conditions related to participatory design. These three design conditions of gaming simulations in a participatory design were: (1) replication of reality, (2) commitment and active participation of participants matches and (3) a good relation between researchers, designers, and participants.

1. The replication of real situations (Friedrich & Van Der Poll, 2007; Gubbins et al., 2012). Studies which focussed on the process of capturing tacit

knowledge described the need of simulating the reality to enable transfer of tacit knowledge and discussed the suitability of gaming simulations (Borro-Escribano et al., 2014; Friedrich & Van Der Poll, 2007). Participants' engagement can be intrinsically driven by changes in reality and by recognition of this reality in a gaming simulation (Garris et al., 2002). The design of a gaming simulation should have enabled participants to use knowledge and behaviour from the real world in the design of a gaming simulation.

2. Commitment and active participation of participants (Foos et al., 2006; Gubbins et al., 2012; Nonaka et al., 2000). Gaming simulations in a learning environment used participatory tools to explicate tacit knowledge that is passively reproduced (Kriz, 2009). The reproduction and active engagement of participants, is effectively fostered by Game-Based-Learning, storytelling and participation in the creation of simulated environments (Isomursu et al., 2004; Pappa & Pannese, 2010). The ability to modify the design of a gaming simulation and control the simulated reality in order to have it studied, had the potential to increase motivation and commitment of participants (Niehaus & Riedl, 2009; Sauv e et al., 2007).
3. A good relation between researchers, designers and participants (Borro-Escribano et al., 2014; Foos et al., 2006). A good relation between researchers or designers and participants is relevant for the interaction needed to exchange information about the reality of users' situations (e.g. explicate tacit knowledge, replicate explicit knowledge) during participatory design.

These three design conditions are reflected in a set of nine design elements derived from gaming simulation theory, see Table 1 (Richard D Duke & Geurts, 2004, p. 11; Guetzkow et al., 1963, pp. 26–220). These design elements are applied to the case of trade in horticulture, which is explored in this study.

## Case Study: Trade in Horticulture

Trade in horticulture is at the heart of the SamenMarkt® project ([www.samenmarkt.nl](http://www.samenmarkt.nl)), that was launched to contribute to the creation of a sustainable distributed horticultural market. Understanding how trade in horticulture is established, which factors affected the decision to trade, which strategies and tactics were applied, is essential to this endeavour, for which little information is currently unavailable in literature and in the prevailing business environment. Support from the industry was large: 90% of all producers and traders in the greenhouse vegetable market in the Netherlands support this project.

The horticultural supply chain consists of four main actors: producers (growers), cooperatives (collectives of growers), wholesalers and retailers. Where in the past the supply chain was characterised by a conventional structure in which the growers were represented in the Commodity Board of Horticulture in the Netherlands. Auctions where supply and demand were transparent functioned as the main market mechanism, which has changed into a wholesaler-oriented system where growers and cooperatives

depend on wholesalers for the provisioning of market information. A similar situation has been observed after the abolishment of agricultural commodity boards in other countries. As a result trusted relationships among growers (colleagues whom are now often regarded as competitors) have changed (Diederer, 2004; Tykhonov et al., 2008) and trade information is fragmented and no longer transparent.

These social and economic developments, together with the market situation itself, characterized by 80% export, have increased the recent pressure on growers. The gaming simulation in this study, aimed to clarify and compile a detailed understanding of the trade process and the interaction between different stakeholders. In four interactive gaming simulation sessions, participants, designers, and researchers explored how trade emerges.

## **Gaming Simulation Design**

The methods applied provided input for the gaming simulation design, within a domain specific context.

### *Introduction*

To foster interaction between participants, the gaming simulation was implemented as a board game. The board game design focused on knowledge acquisition for which market circumstances are represented to enable trade between two cooperatives and two wholesalers. Cooperatives, representing growers, sold their produce to wholesalers, their goal being to achieve the highest price. Growers sold their produce to cooperatives. A wholesaler bought the produce to resell later to retailer(s) with the objective to maximize profits. As the exchange of prices and volumes of produce in the market predominantly take place between cooperatives and wholesalers, this was the focus of the simulation. Note that trade between growers and cooperatives, and between wholesalers and retailers is less contentious: the trade between growers and cooperatives is well-defined, as is the trade between wholesalers and retailers with many partnerships between the two. Within the gaming simulation participants have predefined positions representing functions of participants in the supply chain (buyer as wholesaler – seller as cooperative).

The gaming simulation itself is divided into three different stages: In the first stage or pre-stage, participants select the information necessary to fulfil their role with which they defined the variables that were to be used in the simulated scenarios (see Figure 1). These variables were implemented on cards presenting relevant information mentioned in the box ‘Add information’.

In the second stage participants play the gaming simulation (see Figure 2). For a cooperative the trade is based on the prognosis of the volume that can be sold, made by producers. For a wholesaler, the demand of retailers determines the traded volume and price. The market circumstances under which the trade is established can be divided into (1) trade based on weekly contracts and (2) trade based on daily contracts. Weekly contracts are agreed one week ahead and include the sale of (part of) the production. Daily

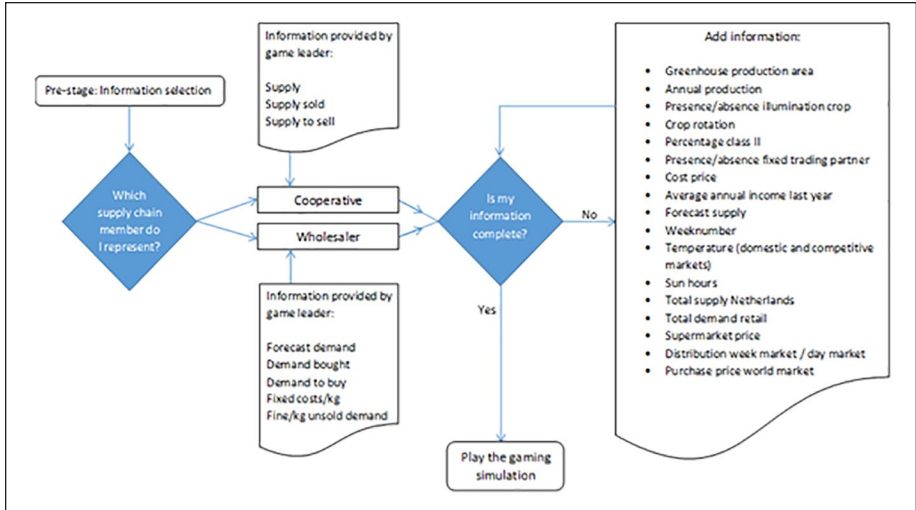


Figure 1. Pre-stage: Information selection.

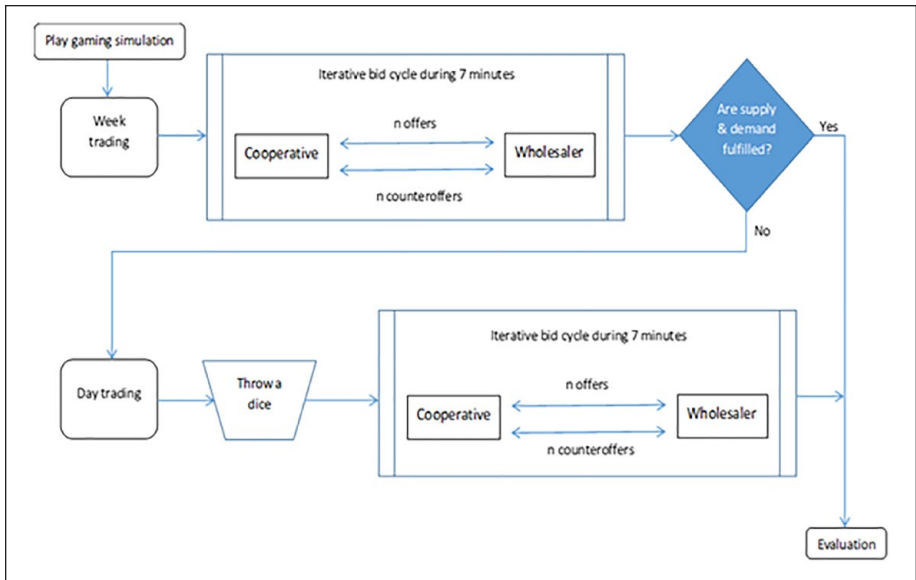
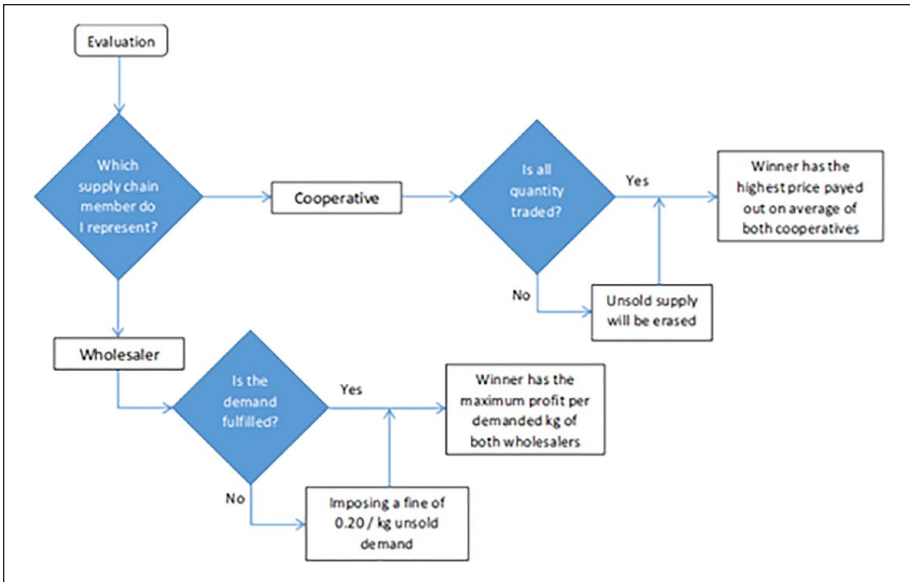


Figure 2. Play of the gaming simulation.

contracts are used to sell unsold production where wholesalers purchased the missing volumes of tomatoes to meet the demand from retailers. Participants and the Advisory Board characterized the daily market as uncertain with fluctuations in price and strong fluctuations in volume. According to Challinor et al. (2013) uncertainty can be seen as



**Figure 3.** Evaluation of the simulation results.

the “lack of predictive precision due to a lack of inherent limitations to predictability” (in this case: due to unknown supply from abroad) “or to a lack of predictive skill” (in this case: errors in forecasting a growers’ production). Dice were used in this simulation to introduce the element of uncertainty in the gaming simulation. Growers and wholesalers are under time pressure to fulfil their obligation to have delivered the quantity agreed. To simulate this pressure trading time was limited to 7 minutes.

In the third stage the performance of each role is evaluated; two cooperatives and two wholesalers fulfil different roles in the supply chain and have conflicting objectives (see Figure 3).

### *Rules of the Gaming Simulation*

The gaming simulation starts by asking each participant which role they want to fulfil (see Figure 1). Based on the chosen role, participants receive information about their goals by the game leader. Participants choose which additional information they wish to know by choosing the appropriate cards from the table (on which the information is printed).

The play of the gaming simulation takes place in two rounds, one for each contract type (week contracts, day contracts). After negotiations, supply leftover from the week market is traded in the second round in the day market. In each round, participants could accept, amend or refuse an (counter)offer, and place as many offers as preferred, differing in volume and price, in the 7-minute slot assigned. In the day market round,

the dice determines the volume traded (1 = -10%, 2 = -5%, 3 = 0%, 4 = +5%, 5 = +10%). After a few minutes, the wholesaler and cooperative received an external offer, provided by the game leader in both rounds. The volume of this external offer could be traded between participants and game leader.

The results (see Figure 3) were compared between cooperatives and between wholesalers. Cooperatives needed to sell the supply from growers. Untraded supply, that had not been sold after both rounds of negotiations, was erased. The cooperative that acquired the highest price on average over all the quantity sold in the week market and day market won. Wholesalers primarily needed to fulfil the agreed demand between a wholesaler and retailer. When the wholesaler failed to fulfil this demand, in line with the is common practice, a fine was paid. The wholesaler with the maximum profit per demanded kg won the gaming simulation.

In the fourth simulation session a time limit for negotiations of 7 minutes was strictly applied for each market (week and day) to have the time pressure participants experience in real trading exemplified.

## Methods

The explication of tacit knowledge was fostered by the methodological and organisational approach used develop the gaming simulation.

### *The Setting: SamenMarkt*

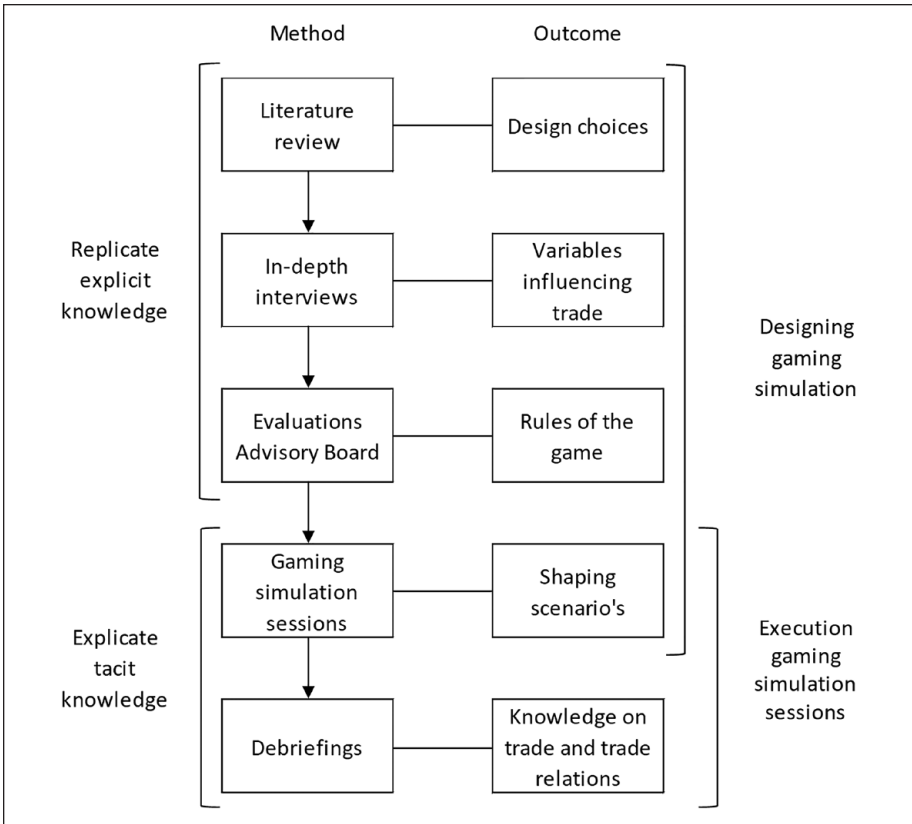
The organisational structure of the SamenMarkt project included an Advisory Board. The Advisory Board represented the interests in the field with 4 growers who are members of a cooperative, 2 wholesalers and 2 independent growers, and 2 consultants. These representatives of the field were selected by iterative peer nomination based on relevant expertise and reputation in Dutch horticulture. The only incentive for participants was that they might gain knowledge from the project regarding trade.

The Advisory Board met with 3 senior researchers from TU-Delft and Wageningen University, 2 lecturers in horticulture from Inholland, 1 game developer and 3 students (with horticultural roots) on a regular basis to discuss the project's focus, progress and plans.

### *Experimental Procedure*

The methods deployed in this study included interviews and evaluation, simulation sessions and debriefings, as briefly described in the section Instruments. An overview of the applied methods and outcome is displayed in Figure 4, in which the arrows depict the chronological sequence of methods applied. The results include a list of variables that influenced trading decisions, indicative scenarios, rules of game, and insights on trade and trade relations. This research was reviewed and approved by TU-Delft's Human Research Ethics Committee.





**Figure 4.** Applied methods and outcome in the gaming simulation design process

### *Design Choices*

A gaming simulation provided a unique means to address the contextual multi-actor complexity of the horticultural supply chain in compatibility with the individual competences (skills, attitudes and knowledge) of its actors (Kriz, 2009; Niehaus & Riedl, 2009). The gaming simulation was designed with the explicit goals of acquiring insight in what cooperatives and wholesalers know and think about trade, while having conflicting goals: e.g. cooperatives want to receive the highest possible price and wholesalers want to pay the lowest possible price. The interpretation of each design element, where and how they are applied is described in Table 1.

### *Participants*

Representatives from all four supply chain members (growers, cooperatives, wholesalers, retailers) were invited to participate in this study. Representatives of retailers did not accept the invitation. In the first stage of the research, the pre-game stage 22

**Table 1.** Application Gaming Simulation Elements.

Gaming simulation element	Description element	Stage design process	Application in gaming simulation
“Contrived face-to-face groups”	Deliberate confrontation between opposing groups or individuals.	Wholesalers and growers: - from the Advisory Board - Professionals in the gaming simulation	Competing stakeholders (lowest price paid out and highest price paid out).
Selection of “validators” and “critical thresholds”	The selected variables indicated and constructed a basic set of concepts for which relations were defined.	Variables were selected by: - Analysing interviews - Feedback from the Advisory Board - Analysing debriefing sessions	Variables relevant for horticultural trade with wholesalers and producers were selected.
“Role-playing”	Different interests of participants, including human influence and relations between decision makers in the simulation.	The two designed roles in the game were wholesalers and growers.	Both roles were interchangeably fulfilled by wholesalers and growers.
“Substitution of symbolic terms for alpha-numeric data and vice versa”	Symbols, cards, drawings, etc. were used to represent data and information.	Drawings and cards were used to present information and facilitate the play.	Weather circumstances and competing exporting countries were displayed on a world map. Critical variables were displayed on cards.
“Reduced and/or simplified forms of reality”	The choice for generic variables to represent a complex reality.	Choice of variables by: - Participants did select determinants to construct trade - Observation of choices made by supply chain members	The trade process was simplified.
“Reducing (. . .) phenomena in scale”	Reduction of processes, events or experiences by participants and researchers to facilitate an effective simulation.	The trading process was reduced in complexity by segregating markets and necessary information.	Each trading round simulated a market, different markets cannot be traded simultaneously.
“Time compression”	“ <i>Time compression</i> ” where real analogue time is modelled in playtime.	The bidding was limited in time.	Within approximately an hour a week of trade was simulated. Trading

(continued)

**Table 1. (continued)**

Gaming simulation element	Description element	Stage design process	Application in gaming simulation
The use of “analogies”	To clarify the nature of the processes, determinants or variables to be compared.	The gaming simulation and its components imitated horticultural trade.	was limited to 7 minutes for each iterative bid cycle. Variables that influenced decisions and behaviour were presented on cards using symbols.
The use of “replication”	The imitation of processes, events or experiences studied from the real environment.	The adaptive design enabled participants to construct the gaming simulation environment.	The reproduced reality was possible in the selection of variables, information and structure of the gaming simulation.

representatives (all male: 6 wholesalers, 5 cooperatives and 11 growers) were interviewed individually. The results of the interviews were interpreted and evaluated within the Advisory Board, resulting in a list of variables to be included in the gaming simulation design.

In four gaming simulation sessions: four growers and one wholesaler participated in the first session, four growers and two wholesalers in the 2nd, three growers and one wholesaler in the 3rd and 4th session. The sessions not only evaluated the validity of the interaction, but also the (relative) importance/criticality of the *factual* information provided. The type of information requested, and its relative importance was evaluated at the end of the game.

### **Instruments**

The most common tools to capture tacit knowledge are interview techniques and focus groups, with causal mapping sometimes added to these techniques (Ambrosini & Bowman, 2001). The results from the gaming simulation were discussed in the debriefing sessions and visualized in cognitive and causal maps.

**Interviews** were held by researchers with individuals in the pre-game stage for two specific reasons. Firstly, in-depth interviews can provide insight in the complex context in which different supply chain members interact with one another (Ritchie et al., 2013). Secondly, as trade information is very confidential and as in this industry individuals are often well acquainted or related in some way, possibly inhibiting contribution to a group discussion. Individual, in-depth, semi-structured interviews were held to increase understanding of stakeholders’ experiences, knowledge and strategies on

trade and trade relations. The structure of the interviews was set by discussing how trade was established, which market mechanisms and incentives are recognized and stimulate trade, and their communication to competitors and supply chain members.

**Structured meetings with the Advisory Board** evaluated the results from the anonymised interviews, to interpret the interaction between opposing and associated groups and to provide feedback on the development of the gaming simulation. To understand the relevance of factors that influence trade, lists of relevant variables acquired from producers, cooperatives and wholesalers were presented. The Advisory Board selected the external and internal variables that they considered of (most) importance. This selection of variables was matched again with the recordings of the interviews to evaluate whether a different interpretation could have led to the same selection and to evaluate to which extent this selection matched with the variables supply chain members accentuated most. In case of any doubt additional variables were included.

**The four gaming simulation sessions** developed for this study were carried out at TU-Delft in the Netherlands, within the setting of the Advisory Board. In the pre-simulation stage, the game leader provided an instruction on the rules of the game, after which he managed the session. Interactive debriefings were held after each simulation session ended, directed by the game leader, in face-to-face dialogue. Each session with debriefing focussed on a different part of how trade is formed:

- a. In the first debriefing (November 24th, 2015), participants critically appraised the chosen factors made by the Advisory Board. Participants discussed whether the factors selected in the pre-stage played a direct or indirect role in the decision to trade. Participants were asked to write down why selected factors were used, to discuss their choices made. The participants attributed the selected factors to one or more supply chain member. Additionally, participants mentioned factors that were not included but were experienced to influence decisions to trade. The exact role the different selected factors fulfilled was not discussed.
- b. The second debriefing (January 14th, 2016) focused on the extent to which the factors selected by participants influenced trade.
- c. The third debriefing (March 10th, 2016) focused on how factors are expected to influence each other, and trade visualised by participants in causal maps.
- d. The fourth debriefing (May 11th, 2016) focussed on tactics and strategies that influence these factors.

Cognitive and causal mapping were used to represent participants' views on reality and additionally causal mapping provided a focus on actions and procedures taken by participants (Ambrosini & Bowman, 2001; Huff & Jenkins, 2002).

## Results

This section presents the results: the results of interviews, meetings of the Advisory Board and the gaming simulation sessions.

## Interviews

Interviews in the field revealed that actors (i.e. supply chain members) were unable to answer questions about the way in which they performed trade in practice. The tacit nature of their knowledge was emphasized in their answers in personalized and situated anecdotes about their achievements, skills, and assumptions. From transcriptions of interviews researchers selected 19 variables named by the growers, 26 variables by the cooperatives, and 27 variables by the wholesalers. These variables could potentially play a role in a decision to trade. The variables were categorized in external and internal variables for each supply chain member (wholesaler, cooperative, producer). External variables were defined to be variables that change without any human influence. Internal variables could be influenced by one or more of the supply chain members. After duplicates were erased, the lists of variables (including e.g. cost price, temperature, expected demand) were presented to the Advisory Board, as depicted in Appendix 1.

*Conclusion.* The variables named in the interviews provided insight in the factors that played a role from the perspective of the actors' own companies/organisations and their position in the chain. These variables could potentially have played a role in the willingness or the decision of these stakeholders to trade. At this point it was unclear if and how these variables influenced the trade itself.

## Meetings Advisory Board

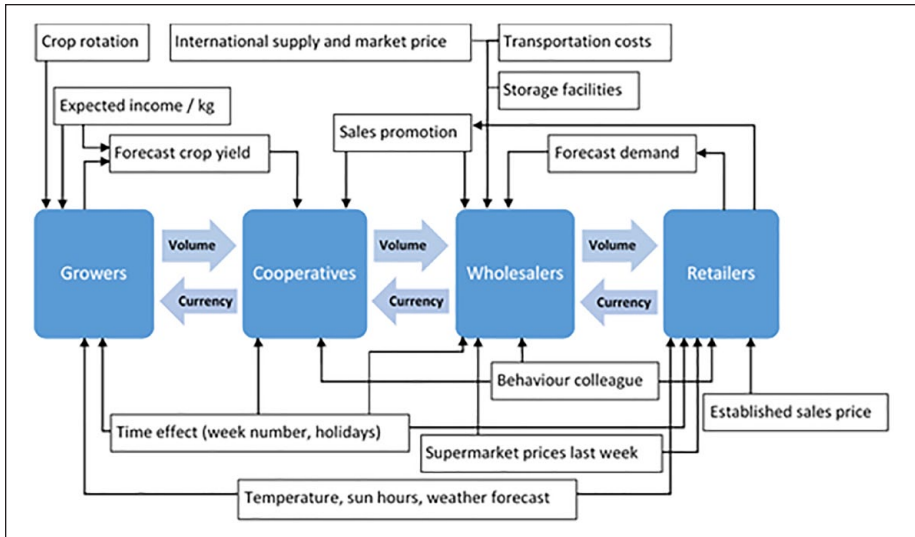
The variables distinguished in the first pre-game phase were evaluated on their importance and relevance to the field and the most relevant were selected during meetings with the Advisory Board. Nine internal variables, and 8 external variables were selected. The result of this process is depicted in Figure 1 under 'Add information'. The Advisory Board's selection of variables is presented in Table 2 of Appendix 1 (e.g. weather conditions, production volume, retail price). These internal and external variables provided the basis for the design of the gaming simulation: a board game.

*Conclusion.* The variables were considered to be related to trade on the basis of the interviews and the meetings with the Advisory Board provided the basis for the gaming simulation design, to be tested in the gaming simulation sessions.

## Gaming Simulation Sessions

Four different gaming simulation sessions were held to increase shared understanding of the factors that play a role in trading decisions.

**The first session** focused on identifying the factors that participants expected to play a role in the decision to trade. The factors mentioned by the participants are displayed in Figure 5. The arrows also indicate by which supply chain member the factors were communicated. *Conclusion:* This session showed that participants were able to narrow down the anecdotic behaviour to a few factors.



**Figure 5.** Chosen factors by participants from the selection made by the Advisory Board

In the **second session** participants were asked to select the cards with the information they believe they needed for trade. All participants chose all cards during the pre-stage. Participants asked the game leader for a detailed explanation of the factors named on the different cards. During the session, when it came down to the action of trade, the only factors participants named were price and volume to be sold. The debriefing highlighted the following important findings:

- Some factors were declared missing: the specific crop, for example, that influenced the forecast of the yield and the quality of the volume sold.
- Participants memorized numbers and factors exactly during the game and in the debriefing. During the debriefing participants quoted the values of all turned cards by heart, of which some were appraised to be more realistic than others.
- Some participants experienced changes in volume of the day market (caused by rolling the dice) to be unrealistic. A maximum change of 30% was favoured over 10%.

The debriefing ended with an engaged discussion by all users about the relations between the different variables for each supply chain member in the previous session. *Conclusion:* The result showed that participants were able to structure the factors involved in decisions to trade.

**The third session** focused on how factors influenced each other and trade. The discussion in the debriefing underlined some of the issues participants experienced in trading:

- Growers indicated a gap between the forecast of production and the forecast of supply. Participants explained that for growers a combination of factors was used to predict crop yield. Some participants explained the difference to be caused by the inclusion of financial expectations (expected income), comparisons with the past (week number crop) and organizational aspects (end of the crop/crop rotation). Some participants indicated that this gap existed due to a lack of predictive precision of the yield and unpredictability of climate conditions.
- Cooperatives declared that the yield prediction differed from the prognosis received from growers. Cooperatives assessed additional aspects that could increase demand (sales promotion, holidays) and the performance of other cooperatives in offering supply to wholesalers. This supply is translated into weekly contracts. Additional supply, that arose from deviations in the forecast of the production, were sold per day on a free market (day market). The prices at the day market were experienced to be lower than the prices arranged in weekly contracts. A high supply at the day market is expected to cause fewer contracts to be closed in the following week, depending on the storage facilities of supply chain members. Participants also expected that if the price on the daily market rises towards the end of the week, the prices of the weekly contracts for the week thereafter are higher than the week before.
- Wholesalers included information on volume available through storage or from foreign markets and sales promotions to be expected when they determined the supply to buy. Wholesalers also received the forecast of demand from retailers. To establish the trading price between wholesaler and cooperative, wholesalers used the supermarket price of last week as a reference price as well as the performance of other wholesalers. A retailers' forecast could change due to weather circumstances or sales promotions. When a deal is made either the desired price plus the margin is larger than the counteroffer, or one of the trading parties took their loss by relying on the chance to compensate for this later. Wholesalers could also bet on buying volume at the day trade to fulfil the demand of retailers.
- Retailers (supermarkets) acted the same as wholesalers in establishing the trading price with wholesaler: the price of last week is the reference price in the following week, together with factors as temperature and sales promotion. The demand of consumers is expected to increase with an increase in temperature. Retailers assessed the performance of other retailers when setting prices to wholesalers.

At the end of the debriefing the influence of the quality traded was introduced by the game leader. Participants declared that the quality of commodities is commonly a presupposition between cooperative and wholesaler before actual negotiations took place. The results of the debriefing are displayed in Figure 6.

*Conclusion.* The type of information on volumes and prices used/needed differed between actors in the supply chain and between different markets (week and daily).

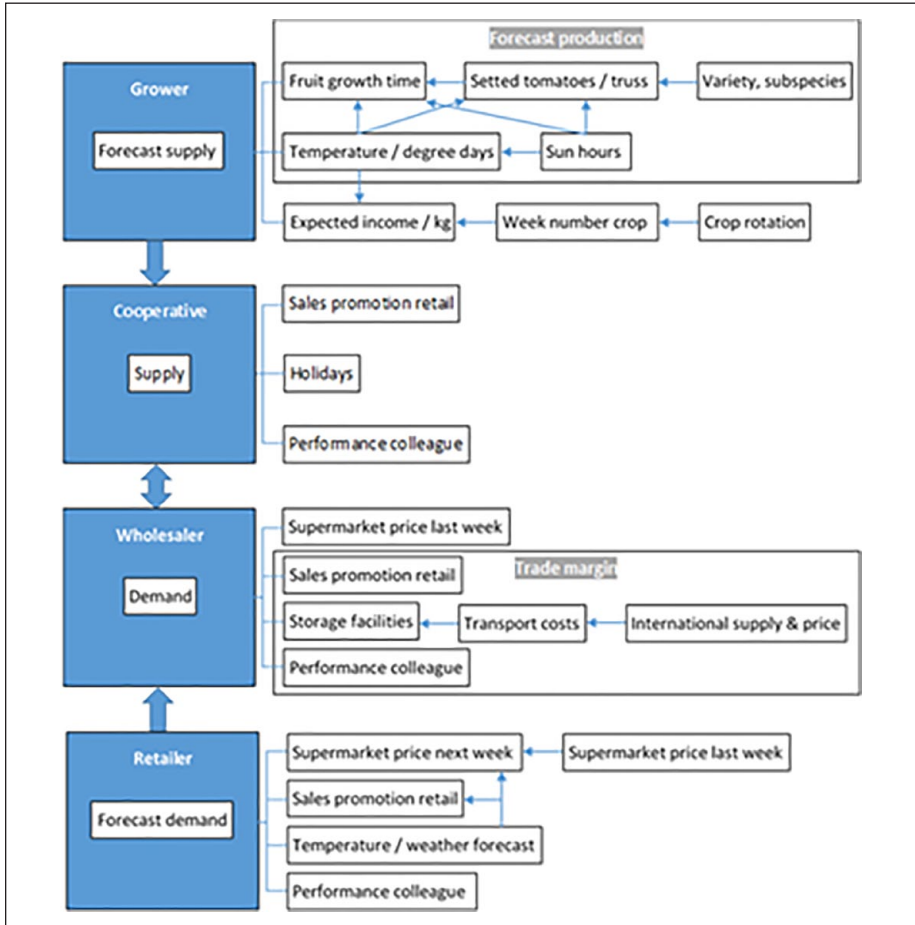


Figure 6. Factors included in the decision to trade and their inter-associations.

The influence of different variables on a desired trading price was topic of discussion and revealed participants' knowledge on how these factors were inter-associated.

**The fourth session** focussed on the strategies and behaviour applied to influence the factors selected by participants (May 11th, 2016). Participants indicated that the time pressure during game play was comparable to the pressure they experience in trading. When it came down to the action of trade, only factors like price and volume were used. Strategies and tactics were revealed in response to the question why participants changed trading prices in successive offers. In some weeks, supply from abroad is uncertain (for instance supply from Spain around week 15) making domestic supply unpredictable. Despite fluctuations in supply, demand is experienced by cooperatives and wholesalers to be relatively stable. Participants described different tactics to influence prices in practice:



- Deliberate communication of a lower supply than expected to cooperatives, store products and sell them little by little during the week or at once by the end of the week.
- Volume bought from the market and store it to create a temporary shortage and coerced cooperatives to refuse week contracts. This results in an increase in daily contracts, oversupply in the week after and a lower price paid out for growers. Wholesaler declared fines, for not delivering the agreed quantity, have more effect on the strategy than storage facilities. Most wholesalers and retailers traded a virtual stock by buying volumes on week and day markets interchangeably rather than a physical stock.
- With a reference price (sometimes the first price offered) participants roughly estimated the desired outcome of negotiations. Participants mentioned that prices were often a result of strategic choices and behaviour by cooperatives and wholesalers, often based on perceptions of how volume would fluctuate in the market.
- The behaviour of participants was often based on interpretation of the behaviour of colleagues. The traded volume depended on the perception about price development in the international and domestic market for the coming week. A demand expected to increase, or supply expected to decrease, caused participants to buy volume from the market to benefit from future price increases.

*Conclusion:* This gaming simulation was played with growers and wholesalers fulfilling both the roles of wholesalers and cooperatives. The outcome was that growers were satisfied as soon as profit was made, and costs were covered (in case of fulfilling the role of a wholesaler). Wholesalers, fulfilling both roles displayed, on the contrary, more competitive behaviour and strived for the highest price received and a maximum profit.

## Discussion

Board gaming simulations are rarely developed to capture tacit knowledge and more infrequently for problem identification. Most gaming simulations are designed to transferring knowledge and to enable learning processes (Mayer et al., 2004). This section discusses the application of this gaming simulation based on the proposed theoretical framework concerning the following themes: Design of the gaming simulation, learning perceptions and limitations.

### *The Design of the Gaming Simulation*

The goal to replicate realistic factors and figures by participants, increased the validity and reliability of this gaming simulation. During the play of the gaming simulation participants explicitly evaluated and analysed the effect and reality of figures and input factors used to shape scenarios in the simulation. Participants indicated that the prices and volumes presented on the cards were too favourable. Based on interviews

and feedback from the Advisory Board, researchers selected a maximum deviation of 10% supply, of which a deviation of more than 30% was mentioned to be more according to reality. In structured debriefings, tactics and strategies were discussed, requiring participants to apply their tacit knowledge to answer the questions posed, making their own tacit knowledge explicit. The design of this gaming simulation offered a multi-logue tool for communication between competing groups of participants (producers versus wholesalers) and between participants, designers and researchers, exactly as described by Duke (2014). The use of gaming simulations (design-in-the-small) as a learning environment for individual and social interpretation of the complex multi-actor reality (design-in-the-large) as discussed by Kriz (2003), was effectuated.

Commitment of participants has been fostered by a participatory design method. Participatory design has insolubly been related to the study of explicating tacit knowledge for decades (Spinuzzi, 2005). This makes it very likely that board gaming simulations have been developed to explicate tacit knowledge, although a search in literature did not reveal other board gaming simulations. Although the use of game design mechanisms (e.g. competition, the reward of winning, storytelling) is mentioned in literature to affect participants' motivation and increase user engagement (Ejsing-Duun & Karoff, 2014 ; Ott & Tavella, 2009), in this study these were essential for revealing the strategic and tactical choices participants made.

The interaction between researchers and participants was vital for the design and development of this gaming simulation, similar to findings of other studies (Gubbins et al., 2012; Sauvé et al., 2007). Participatory design made it possible to elicit tacit knowledge on trade in the supply chain, explore key factors and scenarios to this purpose during interviews and sessions with the Advisory Board. The structure of the gaming simulation design allowed both researchers and practice to learn how trading processes evolved with respect to knowledge, skills and strategies in the real trading environment.

### *Participants' Learning Perspective*

Participants learned from their own experience and from conversations with others. The learning results can be summarized as the ability to narrow down anecdotic behaviour to a few factors, understanding the dynamic character of these factors, their inter-relations, and the ability to identify underlying mechanisms. These results with adults (entrepreneurs) were comparable with the cognitive learning results achieved by undergraduate students who participated in educational gaming simulations (Akcaoglu & Green, 2019; Assaraf & Orion, 2005).

This type of knowledge is extremely relevant to work processes, as it steers actions and behaviour of people without them actively thinking about it. A gaming simulation enables participants to take on realistic roles in a realistic and highly engaging environment and encourages participants to reflect on their actions and choices. Valid or realistic gaming simulations are able to translate acquired knowledge and experiences from one system to the other – from reality to the gaming simulation, and from the gaming simulation back to reality (Peters et al., 1998). This process of reflection and transfer

explicates the implicit knowledge to all participants, makes it accessible to others, and translates this knowledge to more abstract concepts and insights. Participants moved on from a narrative perspective towards the selection, structuring and analysis of decision factors and related structural problems (i.e. production output uncertainty, information asymmetry). This gaming simulation could therefore be categorized as Integrating-Action-Knowledge according to with Crookall and Thorngate (2009).

During the first gaming simulation session participants were unable to explicate or had a limited understanding of how trade was established, and their behaviour was not always rational (in line with results from behavioural game theory that actors do not behave rationally in such complex situations (Camerer et al., 2004)). The factors that influenced trade margin mentioned by wholesalers and the factors that influenced the supplied volume for cooperatives, can be possible stressors for the trading process, basically related to matching price and volume. These stressors were topics of conversations in negotiations during the game play but also a source of irritation when the reality differed from what was expected. These stressors clearly influenced the emotional engagement of cooperatives and wholesalers. After narrowing down the anecdotic behaviour to factors, participants were able to indicate how these factors were related, to explore how these relate to trade barriers, and to explain which tactics are applied during trade. In the third session, the inter-relations between these factors derived from different supply chain members with respect to their influence on price and volume, were made explicit. The uncertainty that is caused by these inter-relations was the source of strategic behaviour by all participants as indicated in the fourth session. The third and fourth sessions indicated that participants developed a perception of the dynamic and multiple relations between different factors. In this study growers showed to be satisfied as soon as profit was made and costs were covered, in line with other research (Bunte & Roza, 2007). Current research on strategies focussed on long term survival actions (Verhees et al., 2012; Wijnands, 2001). Studies on tactics and strategies applied in horticultural trade are largely absent in the current literature.

Participants also described the possible underlying mechanisms that influenced changes in variable values. Discussions on the game play with respect to the deviations in supply and on the information provided for specific roles (cooperative, wholesaler), resulted in two possible mechanisms that may play a role: (1) production output uncertainty and (2) information asymmetry:

1. Growers communicate supply to cooperatives (owned by growers) that deviated from the forecast of production, because they are unable to create a more accurate prognosis. Growers also are aware of accurate market prices and can adapt their own supply accordingly without necessarily informing others, to create a better income. Both reasons explain why tactics that influence supply are mentioned in the debriefings.
2. Information asymmetry is used as a strategic tool by wholesalers. Wholesalers protect their position by making it difficult for retailers to estimate the supply in the market. Wholesalers also can store volume to create a temporarily shortage of supply. Retailers sometimes receive offers from different wholesalers that

refer to the same supply (from the same cooperative or grower). Wholesalers also do not often communicate information from retailers with cooperatives. Like cooperatives, wholesalers also deal with uncertainty in supply, but additionally they experience uncertainty in the expected demand. Participants could not indicate to which extent the forecast of demand deviated from the actual demand. The behaviour of participants and the current communication structure of the supply chain predisposes and conserves asymmetric information levels, strategic behaviour and weakens participants' position.

Information asymmetry (with adverse selection) can create situations (desired or undesired) in which the forces (stressors) and results on the trade are unpredictable and where retailers determine market prices. Together with the conflicting aim of cooperatives who aim to achieve the highest price and wholesalers whom want to maximize their own profits, a Nash equilibrium seems not within reach at short notice.

### *Limitations*

The focus of this study went beyond explicating tacit knowledge to design a gaming simulation in which entrepreneurs define their own scenarios. The findings from gaming simulation sessions and debriefings in this study relied on observations and self-reports of participants. It should be noted that the experience of participants in playing gaming simulation sessions could have raised awareness during the process.

This gaming simulation provided a basis for a wider range of applications where it contributes to select relevant information for other scientific fields, i.e. financial and business studies. The ability of the gaming simulation to capture knowledge, skills and strategies on trading could be validated in another study.

### **Conclusion**

This gaming simulation bridges theory and practice to obtain and transfer knowledge by actions through reflection. Gaming simulation theory provided a general framework for the design. Together with the methodological approach and participatory perspective, the results of this study indicate that gaming simulations are a suitable tool to capture tacit knowledge.

The design of the gaming simulation resulted in a realistic gaming simulation. The gaming simulation design elements distinguished in this article provide a frame of reference to simulate trade in horticulture, to capture tacit knowledge, and to identify problems stakeholders experience in trading. Participants' engagement in the development process of the gaming simulation provided them with insights in the information that influenced trade decisions and enabled them to identify several circumstances they experienced as dilemmas in trade. The trade dilemmas to which all participants are subjected include: information asymmetry in the supply chain, production output uncertainty, and strategic behaviour.

The findings of this study confirm that gaming simulations are a promising direction to explicate tacit knowledge in other environments. Involving stakeholders from the field in the design, development and execution of the gaming simulation (sessions) enables explication of tacit knowledge from participants, independent of the field of application.

### Authors' Note

H. Lukosch is also affiliated to University of Canterbury, Christchurch, New Zealand.

### Acknowledgement

The authors thank the members of the Advisory Board for sharing knowledge and insight: Peter Duijvesteijn, Jos Looije, Martin van der Sande, Dirk van der Kaaij and Ruerd Ruben. We thank Bob Dijkhuizen, Luuk van Koppen and Niels Wäckerlin for their contribution to the design and collecting of information. Michel Oey, we thank for guiding the development of the design. We thank the participants in the gaming simulation sessions for sharing time and knowledge.

### Declaration of Conflicting Interests

The authors declared no potential conflicts of interest with respect to the research, authorship, and/or publication of this article.

### Funding

The authors disclosed receipt of the following financial support for the research, authorship, and/or publication of this article: This research was made possible through funding from Regieorgaan SIA/RAAK. Authorship was partly funded by the Netherlands Organization for Scientific Research (NWO), Doctoral Grant for Teachers.

### ORCID iD

M. A. van Haaften  <https://orcid.org/0000-0002-4137-4530>

### References

- Akcaoglu, M., & Green, L. S. (2019). Teaching systems thinking through game design. *Educational Technology Research and Development, 67*(1), 1–19. <https://doi.org/10.1007/s11423-018-9596-8>
- Ambrosini, V., & Bowman, C. (2001). Tacit knowledge: Some suggestions for operationalization. *Journal of Management Studies, 38*(6), 811–829. <https://doi.org/10.1111/1467-6486.00260>
- Assaraf, O. B. Z., & Orion, N. (2005). Development of system thinking skills in the context of earth system education. *Journal of Research in Science Teaching: The Official Journal of the National Association for Research in Science Teaching, 42*(5), 518–560. <https://doi.org/10.1002/tea.20061>
- Borro-Escribano, B., Del Blanco, Á., Torrente, J., Alpuente, I., & Fernández-Manjón, B. (2014). Developing game-like simulations to formalize tacit procedural knowledge: The ONT experience. *Educational Technology Research and Development, 62*(2), 227–243. <https://doi.org/10.1007/s11423-013-9321-6>

- Bunte, F. H. J., & Roza, P. (2007). *Peeling tomato paste subsidies: the impact of a revision of the CMO for processing tomatoes on European horticulture*. LEI.
- Camerer, C. F., Ho, T.-H., & Chong, J. K. (2004). Behavioural game theory: Thinking, learning and teaching. In S. Huck (Ed.), *Advances in understanding strategic behavior* (pp. 120–180). Springer. <https://doi.org/10.1057/9780230523371>
- Challinor, A. J., Smith, M. S., & Thornton, P. (2013). Use of agro-climate ensembles for quantifying uncertainty and informing adaptation. *Agricultural and Forest Meteorology*, *170*, 2–7. <https://doi.org/10.1016/j.agrformet.2012.09.007>
- Chu, S. K., Ravana, S. D., Mok, S. S., & Chan, R. C. (2019). Behavior, perceptions and learning experience of undergraduates using social technologies during internship. *Educational Technology Research and Development*, *67*(4), 881–906. <https://doi.org/10.1007/s11423-018-9638-2>
- Crookall, D., & Thorngate, W. (2009). Acting, knowing, learning, simulating, gaming. *Simulation & Gaming*, *40*(1), 8–26.
- Diederer, P. (2004). Co-ordination mechanisms in chains and networks. In T. Camps, P. Diederer, G. J. Hofstede, & B. Vos (Eds.), *The emerging world of chains and networks; bridging theory and practice* (pp. 33–47). Reed Business Information.
- Duke, R. D. (2014). *Gaming: The future's language*. W. Bertelsmann Verlag GmbH & Co.
- Duke, R. D., & Geurts, J. (2004). *Policy games for strategic management*. Rozenberg Publishers.
- Ejsing-Duun, S., & Karoff, H. S. (2014). Gamification of a higher education course: What's the fun in that? In C. Busch (Ed.) *European conference on games based learning* (Vol. 1, p. 92). Academic Conferences International Limited.
- Foos, T., Schum, G., & Rothenberg, S. (2006). Tacit knowledge transfer and the knowledge disconnect. *Journal of Knowledge Management*, *10*(1), 6–18. <https://doi.org/10.1108/13673270610650067>
- Friedrich, W. R., & Van Der Poll, J. A. (2007). Towards a methodology to elicit tacit domain knowledge from users. *Interdisciplinary Journal of Information, Knowledge, and Management*, *2*(1), 179–193. <https://doi.org/10.28945/108>
- Garris, R., Ahlers, R., & Driskell, J. E. (2002). Games, motivation, and learning: A research and practice model. *Simulation & Gaming*, *33*(4), 441–467. <https://doi.org/10.1177/1046878102238607>
- Gubbins, C., Corrigan, S., Garavan, T. N., O'Connor, C., Leahy, D., Long, D., & Murphy, E. (2012). Evaluating a tacit knowledge sharing initiative: A case study. *European Journal of Training and Development*, *36*(8), 827–847. <https://doi.org/10.1108/03090591211263558>
- Guetzkow, H., Alger, C. H., Brody, R. A., Noel, R. C., & Snyder, R. C. (1963). *Simulation in international relations, developments for research and teaching*. Prentice-Hall. <https://doi.org/10.2307/2128014>
- Haldin-Herrgard, T. (2000). Difficulties in diffusion of tacit knowledge in organizations. *Journal of Intellectual Capital*, *1*(4), 357–365. <https://doi.org/10.1108/14691930010359252>
- Huff, A. S., & Jenkins, M. (2002). *Mapping strategic knowledge*. SAGE.
- Isomursu, M., Isomursu, P., & Still, K. (2004). Capturing tacit knowledge from young girls. *Interacting with Computers*, *16*(3), 431–449. <https://doi.org/10.1016/j.intcom.2004.04.004>
- Kriz, W. C. (2003). Creating effective learning environments and learning organizations through gaming simulation design. *Simulation & Gaming*, *34*(4), 495–511. <https://doi.org/10.1177/1046878103258201>
- Kriz, W. C. (2009). Bridging the gap transforming knowledge into action through gaming and simulation. *Simulation & Gaming*, *40*(1), 28–29. <https://doi.org/10.1177/1046878107310099>

- Mayer, I. S., Carton, L., de Jong, M., Leijten, M., & Dammers, E. (2004). Gaming the future of an urban network. *Futures*, 36(3), 311–333. [https://doi.org/10.1016/S0016-3287\(03\)00159-9](https://doi.org/10.1016/S0016-3287(03)00159-9)
- Niehaus, J., & Riedl, M. O. (2009). Scenario adaptation: An approach to customizing computer-based training games and simulations. In S. D. Craig & D. Dicheva (Eds.), *Proceedings of the AIED 2009 workshop on intelligent educational games* (Vol. 3, pp. 89–98).
- Nonaka, I., Toyama, R., & Nagata, A. (2000). A firm as a knowledge-creating entity: A new perspective on the theory of the firm. *Industrial and Corporate Change*, 9(1), 1–20. <https://doi.org/10.1093/icc/9.1.1>
- Ott, M., & Tavella, M. (2009). A contribution to the understanding of what makes young students genuinely engaged in computer-based learning tasks. *Procedia-Social and Behavioral Sciences*, 1(1), 184–188. <https://doi.org/10.1016/j.sbspro.2009.01.034>
- Pappa, D., & Pannese, L. (2010). Effective design and evaluation of serious games: The case of the e-VITA project. In M.D. Lytras, P. Ordóñez De Pablos, A. Ziderman, A. Roulstone, H. Maurer, & J.B. Imber (Eds.), *Knowledge Management, Information Systems, E-Learning, and Sustainability Research. WSKS 2010. Communications in Computer and Information Science* (Vol. 111, pp. 225–237). Springer. [https://doi.org/10.1007/978-3-642-16318-0\\_26](https://doi.org/10.1007/978-3-642-16318-0_26)
- Peters, V., Vissers, G., & Heijne, G. (1998). The validity of games. *Simulation & Gaming*, 29(1), 20–30.
- Polanyi, M. (2009). *The tacit dimension*. University of Chicago Press.
- Riedel, J. C. K. H., & Hauge, J. B. (2011). State of the art of serious games for business and industry. In K. D. Thoben, V. Stich, & A. Imtiaz (Eds.), *Proceedings of the 17th international conference on concurrent enterprising (ICE 2011)* (pp. 1–8). Institute of Electrical and Electronics Engineers.
- Ritchie, J., Lewis, J., Nicholls, C. M., & Ormston, R. (2013). *Qualitative research practice: A guide for social science students and researchers*. SAGE.
- Sauvé, L., Renaud, L., Kaufman, D., & Marquis, J.-S. (2007). Distinguishing between games and simulations: A systematic review. *Journal of Educational Technology & Society*, 10(3), 247–256.
- Simonsen, J., & Robertson, T. (2012). *Routledge international handbook of participatory design*. Routledge. <https://doi.org/10.4324/9780203108543>
- Spinuzzi, C. (2005). The methodology of participatory design. *Technical Communication*, 52(2), 163–174.
- Steinkuehler, C., Squire, K., & Barab, S. (2012). *Games, learning, and society: Learning and meaning in the digital age*. Cambridge University Press. <https://doi.org/10.1017/CBO9781139031127>
- Tykhonov, D., Jonker, C., Meijer, S., & Verwaart, T. (2008). Agent-based simulation of the trust and tracing game for supply chains and networks. *Journal of Artificial Societies and Social Simulation*, 11(3), 1.
- Verhees, F. J., Lans, T., & Verstegen, J. A. (2012). The influence of market and entrepreneurial orientation on strategic marketing choices: The cases of Dutch farmers and horticultural growers. *Journal on Chain and Network Science*, 12(2), 167–179. <https://doi.org/10.3920/JCNS2012.x011>
- Wijnands, J. (2001). The international competitiveness of fresh tomatoes, peppers and cucumbers. In D. J. Cantliffe (Ed.), *International congress on greenhouse vegetables, the production chain of fresh tomatoes, peppers and cucumbers* (Vol. 611, pp. 79–90). International Society for Horticultural Science. <https://doi.org/10.17660/ActaHortic.2003.611.14>

## Author Biographies

**M. A. van Haaften**, PhD-student TU-Delft, Technology, Policy and Management, department Multi-Actor Systems and Researcher Inholland University of Applied Sciences.

Contact: M.A.vanHaaften@tudelft.nl

**I. Lefter**, Assistant professor TU-Delft, Technology, Policy and Management, department Multi-Actor Systems.

Contact: I.Lefter@tudelft.nl

**H. Lukosch**, Associate professor TU-Delft, Technology, Policy and Management, department Multi-Actor Systems, currently associate professor HIT Lab New Zealand.

Contact: H.K.Lukosch@tudelft.nl

**O. van Kooten**, Professor emeritus Horticultural Supply Chains, Wageningen University, Plant Sciences Group and Lector Inholland University of Applied Sciences.

Contact: olaf.vankooten@inholland.nl

**F. Brazier**, Full professor Engineering Systems Foundation, TU-Delft, Technology, Policy and Management, department Multi-Actor Systems.

Contact: F.M.Brazier@tudelft.nl