

**Atacama Large Aperture Submillimeter Telescope (AtLAST) science
The hidden circumgalactic medium**

Lee, Minju; Schimek, Alice; Cicone, Claudia; Andreani, Paola; Popping, Gergo; Sommovigo, Laura; Appleton, Philip N.; Bischetti, Manuela; Rybak, Matus; More Authors

DOI

[10.12688/openreseurope.17452.1](https://doi.org/10.12688/openreseurope.17452.1)

Publication date

2024

Document Version

Final published version

Published in

Open Research Europe

Citation (APA)

Lee, M., Schimek, A., Cicone, C., Andreani, P., Popping, G., Sommovigo, L., Appleton, P. N., Bischetti, M., Rybak, M., & More Authors (2024). Atacama Large Aperture Submillimeter Telescope (AtLAST) science: The hidden circumgalactic medium. *Open Research Europe*, 4, Article 117. <https://doi.org/10.12688/openreseurope.17452.1>

Important note

To cite this publication, please use the final published version (if applicable). Please check the document version above.

Copyright

Other than for strictly personal use, it is not permitted to download, forward or distribute the text or part of it, without the consent of the author(s) and/or copyright holder(s), unless the work is under an open content license such as Creative Commons.

Takedown policy

Please contact us and provide details if you believe this document breaches copyrights. We will remove access to the work immediately and investigate your claim.



CASE STUDY

Atacama Large Aperture Submillimeter Telescope (AtLAST) science: The hidden circumgalactic medium

[version 1; peer review: 2 approved]

Minju Lee ^{1,2}, Alice Schimek³, Claudia Cicone ³, Paola Andreani ⁴,
Gergo Popping⁴, Laura Sommovigo⁵, Philip N. Appleton ⁶, Manuela Bischetti^{7,8},
Sebastiano Cantalupo⁹, Chian-Chou Chen¹⁰, Helmut Dannerbauer^{11,12},
Carlos De Breuck ⁴, Luca Di Mascolo ^{7,8,13,14}, Bjorn H.C. Emonts¹⁵,
Evanthia Hatziminaoglou ^{4,11,12}, Antonio Pensabene ⁹, Francesca Rizzo^{1,16},
Matus Rybak¹⁷⁻¹⁹, Sijing Shen³, Andreas Lundgren ²⁰, Mark Booth ²¹,
Pamela Klaassen²¹, Tony Mroczkowski ⁴, Martin A. Cordiner²²,
Doug Johnstone ^{23,24}, Eelco van Kampen ⁴, Daizhong Liu ^{25,26},
Thomas Maccarone²⁷, Amelie Saintonge ^{28,29}, Matthew Smith ³⁰,
Alexander E. Thelen³¹, Sven Wedemeyer^{3,32}

¹Cosmic Dawn Center (DAWN), Copenhagen, Denmark

²DTU-Space, Technical University of Denmark, Lyngby, Capital Region of Denmark, Denmark

³Institute of Theoretical Astrophysics, University of Oslo, Oslo, Oslo, Norway

⁴European Southern Observatory, Garching bei Munchen, 85748, Germany

⁵Center for Computational Astrophysics, Flatiron Institute, New York, New York, USA

⁶Infrared Processing and Analysis Center (IPAC), California Institute of Technology, Pasadena, California, USA

⁷Astronomy Unit, Department of Physics, University of Trieste, Trieste, Italy

⁸INAF - Osservatorio Astronomico di Trieste, Trieste, Italy

⁹Department of Physics, University of Milan Bicocca, Milano, Italy

¹⁰Institute of Astronomy and Astrophysics Academia Sinica, Taipei City, Taiwan

¹¹Instituto de Astrofísica de Canarias (IAC), Tenerife, Spain

¹²Dpto. Astrofísica, Universidad de La Laguna, San Cristóbal de La Laguna, Canary Islands, Spain

¹³Laboratoire Lagrange, Université Côte d'Azur, Nice, Provence-Alpes-Côte d'Azur, France

¹⁴IFPU -- Institute for Fundamental Physics of the Universe, Trieste, Italy

¹⁵National Radio Astronomy Observatory, Charlottesville, VA, USA

¹⁶Niels Bohr Institute, University of Copenhagen, Copenhagen, Capital Region of Denmark, Denmark

¹⁷Leiden Observatory, Leiden University, Leiden, South Holland, The Netherlands

¹⁸Faculty of Electrical Engineering, Mathematics and Computer Science, Delft University of Technology, Delft, South Holland, The Netherlands

¹⁹SRON - Netherlands Institute for Space Research, Leiden, The Netherlands

²⁰Aix-Marseille-University, Marseille, Provence-Alpes-Côte d'Azur, France

²¹UK Astronomy Technology Centre, Royal Observatory Edinburgh, Edinburgh, UK

²²Astrochemistry Laboratory, NASA Goddard Space Flight Center, Greenbelt, USA

²³NRC Herzberg Astronomy and Astrophysics, Victoria, Canada

²⁴Department of Physics and Astronomy, University of Victoria, Victoria, British Columbia, Canada

²⁵Max Planck Institute for extraterrestrial Physics (MPE), Garching, Germany

²⁶Chinese Academy of Sciences, Purple Mountain Observatory, Nanjing, 210023, China

²⁷Department of Physics & Astronomy, Texas Tech University, Lubbock, Texas, USA

²⁸Department of Physics and Astronomy, University College London, London, England, UK

²⁹Max Planck Institute for Radio Astronomy, Bonn, Germany

³⁰School of Physics & Astronomy, Cardiff University, Cardiff, Wales, UK

³¹Division of Geological and Planetary Sciences, California Institute of Technology, Pasadena, California, USA

³²Roseland Centre for Solar Physics, University of Oslo, Oslo, Oslo, Norway

V1 First published: 13 Jun 2024, 4:117
<https://doi.org/10.12688/openreseurope.17452.1>

Latest published: 13 Jun 2024, 4:117
<https://doi.org/10.12688/openreseurope.17452.1>

Abstract



Our knowledge of galaxy formation and evolution has incredibly progressed through multi-wavelength observational constraints of the interstellar medium (ISM) of galaxies at all cosmic epochs. However, little is known about the physical properties of the more diffuse and lower surface brightness reservoir of gas and dust that extends beyond ISM scales and fills dark matter haloes of galaxies up to their virial radii, the circumgalactic medium (CGM). New theoretical studies increasingly stress the relevance of the latter for understanding the feedback and feeding mechanisms that shape galaxies across cosmic times, whose cumulative effects leave clear imprints into the CGM. Recent studies are showing that a – so far unconstrained – fraction of the CGM mass may reside in the cold ($T < 10^4$ K) molecular and atomic phase, especially in high-redshift dense environments. These gas phases, together with the warmer ionised phase, can be studied in galaxies from $z \approx 0$ to $z \approx 10$ through bright far-infrared and sub-millimeter emission lines such as [C ii] $158\mu\text{m}$, [O iii] $88\mu\text{m}$, [C I] $609\mu\text{m}$, [C i] $370\mu\text{m}$, and the rotational transitions of CO. Imaging such hidden cold CGM can lead to a breakthrough in galaxy evolution studies but requires a new facility with the specifications of the proposed Atacama Large Aperture Submillimeter Telescope (AtLAST). In this paper, we use theoretical and empirical arguments to motivate future ambitious CGM observations with AtLAST and describe the technical requirements needed for the telescope and its instrumentation to perform such science.

Plain language summary


The paper aims to demonstrate the need for a new large aperture (50 m), single-antenna telescope receiving sub-millimeter and millimeter (hereafter sub-mm) ¹ wave-length light from a high elevation site in the Atacama desert in Chile, named the Atacama Large Aperture Submillimeter Telescope (AtLAST). Here, we particularly focus on the science case of the so-called circumgalactic medium (CGM). This gaseous component exists beyond the scale of the matter that lies between stars in a galaxy (the interstellar medium, ISM) but still within the gravitationally bounded region of a galaxy. Our understanding of galaxies has so far been based on observations that focus on the ISM, but theory shows that observing the CGM may help us solve crucial open questions in the field of galaxy formation and evolution. Indeed, the properties of the CGM carry the vital imprints of the physical mechanisms that shape galaxies, specifically the powerful winds

Open Peer Review

Approval Status

	1	2
version 1		
13 Jun 2024	view	view

1. **David T. Frayer**, Green Bank Observatory, Green Bank, USA

2. **Yongda Zhu** , University of Arizona, Tucson,, USA

Any reports and responses or comments on the article can be found at the end of the article.

driven by newly formed stars and by supermassive black holes, and the incoming gas flows from the large-scale structure of the Universe that provide galaxies with their fuel to form stars. Despite its crucial role, little is known about the CGM, particularly its cold and dense gas content, because none of the current sub-mm telescopes enables such observations. We illustrate that exploring the hidden cold CGM components is an urgent task in the coming decades and evaluate how feasible this science case is, based on our current knowledge. We suggest a set of telescope parameters and instrumentation for AtLAST to achieve such key science goals of probing the cold CGM. Finally, we discuss expected synergies with current and future telescopes.

Keywords

Galaxies, circumgalactic medium, intergalactic medium, ISM, evolution, Submillimeter galaxies, radio lines



This article is included in the [Horizon Europe](#) gateway.



This article is included in the [Horizon 2020](#) gateway.



This article is included in the [Marie-Sklodowska-Curie Actions \(MSCA\)](#) gateway.



This article is included in the [Atacama Large Aperture Submillimeter Telescope Design Study](#) collection.

Corresponding author: Minju Lee (minju@space.dtu.dk)

Author roles: **Lee M:** Project Administration, Resources, Visualization, Writing – Original Draft Preparation, Writing – Review & Editing; **Schimek A:** Investigation, Methodology, Visualization, Writing – Original Draft Preparation, Writing – Review & Editing; **Cicone C:** Conceptualization, Funding Acquisition, Investigation, Methodology, Project Administration, Supervision, Writing – Original Draft Preparation, Writing – Review & Editing; **Andreani P:** Conceptualization, Data Curation, Supervision, Writing – Original Draft Preparation, Writing – Review & Editing; **Popping G:** Writing – Original Draft Preparation, Writing – Review & Editing; **Sommovigo L:** Writing – Original Draft Preparation, Writing – Review & Editing; **Appleton PN:** Investigation, Resources, Writing – Review & Editing; **Bischetti M:** Writing – Review & Editing; **Cantalupo S:** Writing – Review & Editing; **Chen CC:** Writing – Review & Editing; **Dannerbauer H:** Writing – Review & Editing; **De Breuck C:** Writing – Review & Editing; **Di Mascolo L:** Project Administration, Software, Visualization, Writing – Review & Editing; **Emonts BHC:** Resources, Writing – Review & Editing; **Hatziminaoglou E:** Writing – Review & Editing; **Pensabene A:** Writing – Review & Editing; **Rizzo F:** Writing – Review & Editing; **Rybak M:** Writing – Review & Editing; **Shen S:** Methodology, Resources, Supervision, Writing – Review & Editing; **Lundgren A:** Writing – Review & Editing; **Booth M:** Software, Writing – Review & Editing; **Klaassen P:** Funding Acquisition, Writing – Review & Editing; **Mroczkowski T:** Funding Acquisition, Writing – Review & Editing; **Cordiner MA:** Writing – Review & Editing; **Johnstone D:** Writing – Review & Editing; **van Kampen E:** Project Administration, Writing – Review & Editing; **Liu D:** Writing – Review & Editing; **Maccarone T:** Writing – Review & Editing; **Saintonge A:** Writing – Review & Editing; **Smith M:** Writing – Review & Editing; **Thelen AE:** Writing – Review & Editing; **Wedemeyer S:** Writing – Review & Editing

Competing interests: No competing interests were disclosed.

Grant information: This project has received funding from the European Union's Horizon 2020 research and innovation program under grant agreement No [951815](Towards an Atacama Large Aperture Submillimeter Telescope [AtLAST]). M. Lee acknowledges support from the European Union's Horizon Europe research and innovation programme under the Marie Skłodowska-Curie grant agreement No [101107795]. S. Shen acknowledges support from the European High-Performance Computing Joint Undertaking (EuroHPC JU) and the Research Council of Norway through the funding of the SPACE Centre of Excellence (grant agreement No 101093441). S. Cantalupo gratefully acknowledges support from the European Research Council (ERC) under the European Union's Horizon 2020 Research and Innovation programme grant agreement No [864361 (Unravelling the Cosmic Web with fluorescent emission [CosmicWeb]). L. Di Mascolo is supported by the European Research Council-StG grant agreement No [716762] (Fundamental physics, Cosmology and Astrophysics: Galaxy Clusters at the Cross-roads [ClustersX-Cosmo]). L.D.M. further acknowledges the financial contribution from the agreement ASI-INAF n.2017-14-H.O. This work has been supported by the French government, through the UCAJ.E.D.I. Investments in the Future project managed by the National Research Agency (ANR) with the reference number ANR-15-IDEX-01. A. Pensabene acknowledges the support from Fondazione Cariplo grant no. 2020-0902. M. Rybak is supported by the NWO Veni project "Under the lens" (VI.Veni.202.225). S. Wedemeyer acknowledges support by the Research Council of Norway through the EMISSA project (project number 286853) and the Centres of Excellence scheme, project number 262622 ("Rosseland Centre for Solar Physics").

The funders had no role in study design, data collection and analysis, decision to publish, or preparation of the manuscript.

Copyright: © 2024 Lee M *et al.* This is an open access article distributed under the terms of the [Creative Commons Attribution License](https://creativecommons.org/licenses/by/4.0/), which permits unrestricted use, distribution, and reproduction in any medium, provided the original work is properly cited.

How to cite this article: Lee M, Schimek A, Cicone C *et al.* **Atacama Large Aperture Submillimeter Telescope (AtLAST) science: The hidden circumgalactic medium [version 1; peer review: 2 approved]** Open Research Europe 2024, 4:117 <https://doi.org/10.12688/openreseurope.17452.1>

First published: 13 Jun 2024, 4:117 <https://doi.org/10.12688/openreseurope.17452.1>

1 Introduction: the breakthrough potential of AtLAST for CGM observations

The gaseous reservoir surrounding galaxies, enriching their dark matter halos beyond the scales of the interstellar medium (ISM) and up to their virial radii, is loosely defined² as the circumgalactic medium (CGM). The CGM is a critical component of the galaxies' ecosystem because it interfaces their disc reservoirs with their external supply of gas from the intergalactic medium (IGM). The processes that occur on CGM scales, such as galactic outflows, cosmological inflows and galactic fountains, galaxy mergers, tidal interactions, ram pressure stripping, cooling, heating, and photoionisation from active galactic nuclei (AGN), can affect the galaxy's ability to sustain star formation. The physical properties of the CGM, e.g. gas and dust content, metal content, temperature, size, density distribution, and morphology, are the fossil imprints of past feedback mechanisms, galaxy interactions, cosmic accretion, and so are crucially linked with the galaxy evolution. For example, the CGM offers a unique opportunity to understand how galactic outflows (hereafter, outflows refer to galactic outflows) operate in galaxies. Indeed, while the stellar masses of galaxies are largely agnostic (at low redshift) to whether galaxy growth is regulated by violent, intermittent episodes of feedback or by a gentler and more continuous process, the physical conditions of the CGM are expected to differ strongly in different feedback scenarios (Crain & van de Voort, 2023a; Faucher-Giguere & Oh, 2023).

Observationally, the nature of the CGM is highly elusive. This is due to two of its intrinsic characteristics: (i) the physical scales of interest for CGM studies range from hundreds of kpc (the virial radius of a Milky Way mass galaxy is ~ 200 kpc; e.g., Fang *et al.*, 2013; Greevich & Putman, 2009) down to sub-kpc scales, which is the expected size of the clumps that enrich this medium; (ii) the considerable dynamical range needed to simultaneously capture the diffuse, large-scale CGM reservoir and the compact, high surface brightness ISM component implies that observations targeting the latter will hardly be suitable to study the former. In addition to these two critical observational limitations, a highly multi-phase nature of the CGM is emerging from recent observations (see Section 2), showing that significant amounts of cold molecular gas at $T \lesssim 100$ K can exist on CGM scales in addition to the $T \sim 10^{5-6}$ K warm/hot gas phase components that are believed to be dominant (see e.g. Nicastro *et al.*, 2023; Tumlinson *et al.*, 2017

and companion AtLAST case study by Di Mascolo *et al.*, 2024 (in preparation).

Despite being highly elusive from current observing facilities, a handful of robust results suggest the existence of a cold CGM component, which we summarised in Section 2. Unfortunately, current facilities do not allow us to understand whether the massive molecular CGM reservoirs discovered at $z \sim 2$ and extended [C II] emissions at $z > 4$ (see Section 2) are due to unresolved satellites and merging companions, or rather they trace clump condensation out of the CGM and/or genuinely diffuse and large-scale molecular gas streams in inflow or outflow. To understand this, we need to study cold CGM with better sensitivity by tracing multiple lines that allow us to constrain the physical properties of the CGM and pin down the possibly missed extended diffuse emission.

The existence of a (possibly very massive) neutral atomic and molecular CGM component implies that none of the future purpose-built optical/UV band instruments (such as BlueMUSE and CUBES on the ESO Very Large Telescope, see e.g. Evans *et al.*, 2018; Richard *et al.*, 2019a) will ever be able to solve the CGM question without synergetic sub-mm observations. A sensitive, large field of view (1–2 deg), large aperture (50-m) single dish facility, housing up to six state-of-the-art multi-beam instruments, enabling continuum and spectral line imaging from arcsec to degrees scales such as the Atacama Large Aperture Submillimeter Telescope (AtLAST, Klaassen *et al.*, 2020; Mroczkowski *et al.*, 2023; Mroczkowski *et al.*, 2024; Ramasawmy *et al.*, 2022) will open up exploration of the uncharted territory of the cold CGM phase. This case study seeks to motivate the AtLAST endeavour with the scope of pursuing ambitious observations of the hidden cold CGM of galaxies. Imaging the hidden cold CGM with AtLAST is a high-reward science case that can lead to a break-through in galaxy evolution studies.

In Figure 1 we show a cartoon illustrating various scenarios for the composition of the CGM, drawn based on our current understanding. We lay out four scenarios (A, B, C and D that may not be necessarily mutually exclusive) for possible states of the CGM. Each of these scenarios is valid and possibly relevant for a different galaxy evolutionary stage: determining such a link is the main goal of CGM observations. From the point of view of sub-mm observations, any proof of potential scenarios described in Figure 1 will open a new avenue to studies of galaxy formation and evolution. For example, even in the most conservative case of a cold CGM component that is made entirely of the unresolved ISM of optically faint (or optically dark) galaxy companions and dominated by only hot accretion mode (Scenario A), sub-mm observations hold promise for directly imaging such hidden components confined in the ISM of individual galaxies, whose existence was previously unaccounted for. Cold mode accretion (e.g. Dekel *et al.*, 2009; Kereš *et al.*, 2009, shown as sky blue in Scenario B, C, D

¹ We refer to the whole submillimeter and millimeter range as sub-mm, implying the wavelength between 0.35 mm and 10 mm.

² We do not impose a strict definition of the CGM. In our loose definition, the CGM includes the matter at the boundary between ISM and CGM. For example, we call CGM gas components a few kpc from the disc of a $z = 6$ star-forming galaxy with stellar mass of $\log M_*/M_\odot \sim 10$, or at ~ 10 kpc scales in a $z = 2$ system with $\log M_*/M_\odot \sim 11$, which are yet beyond the extent of rest-frame optical sizes (e.g., Ormerod *et al.*, 2024; van der Wel *et al.*, 2014).

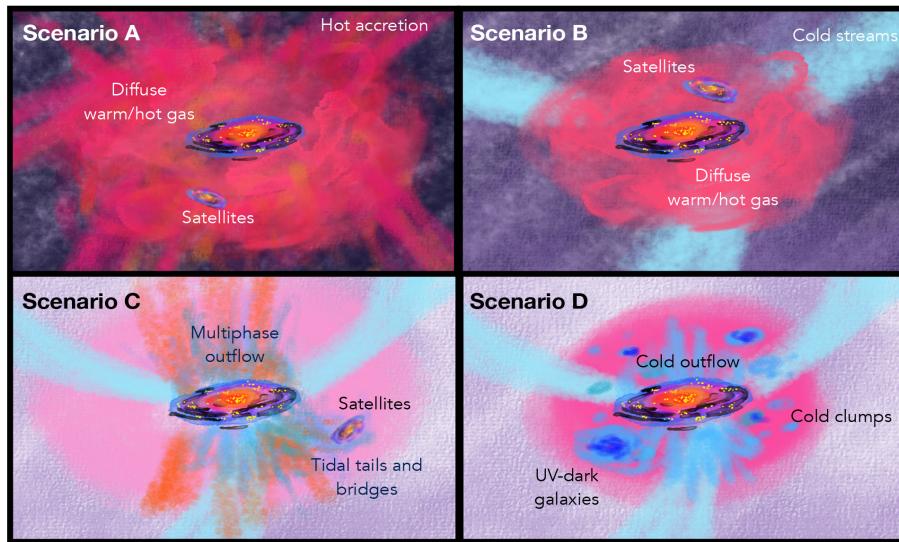


Figure 1. Cartoon illustrating different scenarios for the CGM composition, inspired by Figure 1 in Tumlinson *et al.* (2017). The galaxy is illustrated as a star-forming (yellow dots) disc partially shrouded by dust (black) and a central bulge (red) surrounded by loosely defined CGM components as labelled in each scenario. **Scenario A:** A galaxy and its satellite galaxies are surrounded by diffuse hot/warm CGM and IGM components fed by hot mode accretion in varying tones of red colour, with no diffuse cold and dense gas contribution. In this scenario, any detection of cold gas on CGM scales is expected to be due entirely to the ISM of satellites. **Scenario B:** The accretion from the IGM is in cold mode (sky blue). The streams cannot fully penetrate the dark matter halo so most of the CGM is hot/warm phase gas except for the ISM contribution from satellites. **Scenario C:** In **Scenario C**, a galaxy is fed by cold gas accretion along the filaments and cold accretion reaches the central galaxy contributing to the CGM. Moreover, the central galaxy has launched a powerful multi-phase outflow extending by several kpc that has both cold (blue) and warm/hot (orange) gas. An additional contribution to the cold CGM is given by tidal tails formed from galaxy interactions. **Scenario D:** Cold accreting filaments (sky blue), cold galactic outflows and fountains (blue), optically dark satellites (large blue clump), and cold condensation out of the CGM itself (cold CGM clumps; smaller blue clump) lead to a significant fraction of the CGM to be in a cold and relatively dense phase. Current observational and theoretical work suggests that **scenarios C and D** may be dominant at high- z . The CGM of local galaxies may resemble more that of **Scenarios A and B**, although evidence for massive cold molecular outflows in local ultraluminous infrared galaxies and cold tidal material between galaxies in groups suggests that some elements of **Scenarios C and D** may also be found in the $z \sim 0$ Universe.

in Figure 1), massive molecular outflows on galactic scales of several kpc (Scenario D; e.g., Veilleux *et al.*, 2020), tidal interactions and satellites (Scenario C; e.g., Chen *et al.*, 2021) are additional mechanisms that can populate galaxy haloes with cold and dense gas. In particular, the nature of accreting filaments is still unconstrained: the streams can be gravitationally unstable and thus fragment (Mandelker *et al.*, 2018a), forming denser (possibly star-forming) clumps that become part of the CGM reservoir (Scenario D). As a note, constraining the physical drivers that populate such components depicted in Figure 1 will eventually require multiple probes across all electromagnetic waves and data combination with sub-mm interferometric observations (see Section 6). However, pursuing a large-scale search of cold CGM components in galaxies at different cosmic epochs is the next big challenge of galaxy formation and evolution studies and an urgent task to be accomplished. It is intrinsically tied to the development of AtLAST, which is the only facility on the horizon that enables cold CGM science. AtLAST's capability will allow us to map the extended, hidden cold CGM with exquisite sensitivity, which current sub-mm facilities largely miss.

In the remainder of this section, we summarise the most crucial pending questions that could be addressed through the

proposed CGM observations with AtLAST. In Section 2 we summarise the results from a few pilot observational studies of the cold CGM; in Section 3 we discuss the challenges faced by computational studies attempting to provide theoretical predictions on the cold CGM. In Section 4 we illustrate what could be done with AtLAST. In Section 5 we describe the technical requirements needed for AtLAST to pursue the proposed observations. We conclude this paper in Section 6 with a brief discussion of the role of other current or planned facilities in complementing AtLAST for synergistic CGM observations.

1.1 What can we learn from CGM observations?

There are at least three main open questions in the field of galaxy formation and evolution that require dedicated CGM observations: i) The nature of cosmic accretion, ii) missing baryon and missing constituents, and iii) feedback mechanisms. We describe the details in the following.

I. The nature of cosmic accretion. The last decade achieved a huge success in constraining the cold ISM in the distant universe (up to redshift $z \sim 6$; e.g., Scoville *et al.*, 2013; Tacconi *et al.*, 2018; Tacconi *et al.*, 2020; Vallini *et al.*, 2024; Walter *et al.*, 2020; Zanella *et al.*, 2018). The evolution of the cold gas content of galaxies and their molecular gas

depletion time-scales (defined as, $\tau_{\text{dep}} \equiv M_{\text{mol}}/\text{SFR}$, i.e. the time it takes a galaxy to consume its H_2 gas reservoir at the current star formation rate, SFR) explains the overall evolution of the cosmic star-formation rate density of the Universe, which peaks at $z = 1 - 3$ (Tacconi *et al.*, 2020 for a review and references therein). However, especially at $z > 1$, the gas depletion time scale at a given star-formation rate (a few hundred Myr up to a couple of Gyr) is shorter than the Hubble time ($\gtrsim 5-8$ Gyr) at $z > 1$. This strongly requires a sustained gas accretion to keep up with the star-formation rates observed in galaxies – otherwise, galaxies would quench too soon. Therefore, gas accretion, either from cosmic streams in the IGM or from a reprocessed CGM phase, is needed to explain the prolonged star formation activity of galaxies across cosmic times. Two unanswered questions are (i) how and in what phase such gas is accreted onto galaxies, and (ii) what physical mechanisms regulate galaxy feeding.

II. The missing baryon problem There is a long-standing discrepancy between the expected baryons from the cosmic mean baryon fraction, $f_b \approx 0.16$ (Planck Collaboration *et al.*, 2020) for a given halo, and the observed baryonic mass components within galaxies (stars and ISM), including the Milky Way (e.g., Anderson & Bregman, 2010;

Bregman *et al.*, 2018; Crain *et al.*, 2010; Feldmann *et al.*, 2013; Maller & Bullock, 2004; McGaugh *et al.*, 2010; Nicastro *et al.*, 2018; Schaller *et al.*, 2015; Suresh *et al.*, 2017; Tumlinson *et al.*, 2013; Tumlinson *et al.*, 2017; van de Voort *et al.*, 2016); we observe less mass than we expect. This missing mass is comparable to or even more significant than what is observed within galactic discs. Figure 2 shows the expected fraction of baryons in the CGM (and IGM) for a star-forming main-sequence galaxy, inferred from the latest observational constraints of the following: cosmic baryon fraction ($f_b = 16\%$; Planck Collaboration *et al.*, 2020), the stellar-to-halo mass ratio as a function of redshift (Shuntov *et al.*, 2022) and the ISM content³ at given stellar mass and redshift (Tacconi *et al.*, 2018).

To calculate the fraction, we take a few steps of assumption in the following. For a given halo mass (M_{halo}) and redshift (z), we estimate the stellar mass (M_*) based on the redshift-dependent stellar-to-halo ratio, and the ISM content (M_{ISM}) from the gas fraction ($\mu = M_{\text{ISM}}/M_*$) using the gas

³ Mainly the molecular gas, here we did not take into account the contribution of the atomic gas (H I)

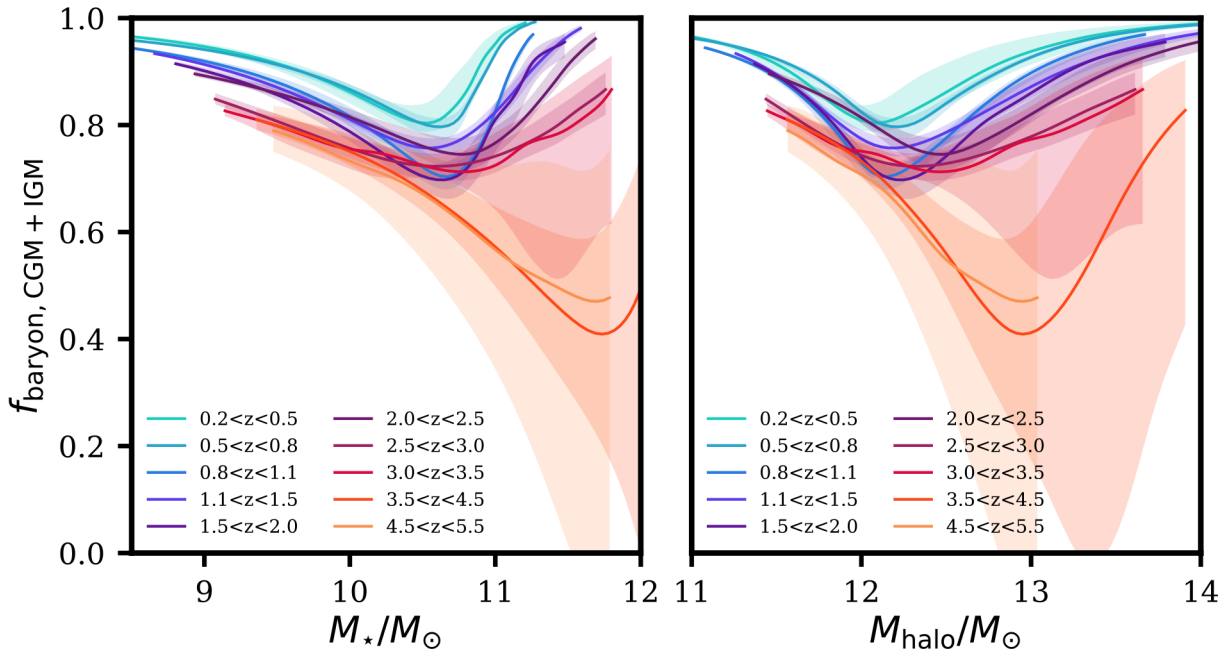


Figure 2. The inferred baryon fraction in the CGM and IGM of star-forming main sequence galaxies as a function of stellar mass and halo mass, based on the observational constraints of the following: (i) a baryon fraction of 16% (Planck Collaboration *et al.*, 2020), (ii) the stellar-to-halo mass relation constructed from COSMOS2020 catalogue (Shuntov *et al.*, 2022), and (iii) the cold molecular gas content (in the ISM) of main-sequence galaxies at given mass and redshift from Tacconi *et al.* (2018). See the description of the calculation in the main text. The figure shows that a large fraction of baryons is expected to reside in the CGM. The curves are truncated in the low-mass and high-mass ends owing to the lack of observational constraints in both mass regimes from the stellar-to-halo mass relation. Uncertainties are shown as the shaded area, which is likely underestimated; this is because we extrapolated the gas content relation (iii) to match with the stellar (and thus halo) mass ranges of the relation (ii), but both low ($M_* \lesssim 10^{10} M_\odot$) and high mass ($M_* \gtrsim 10^{11} M_\odot$) ends are hardly constrained observationally. We need better constraints of this baryon budget in the CGM from *direct* observations using ATLAST.

scaling relation, which is a function of redshift, deviation from the main-sequence, stellar mass (and weakly on galaxy size), assuming a galaxy being a starforming main sequence galaxy. We then subtract the contribution of the star and ISM from the expected baryon mass ($M_{\text{bar}} = M_{\text{halo}} \times f_b$) to get the remaining baryon mass not included in stars and ISM (i.e. in the CGM and IGM).

Although such inference of the CGM and IGM fractions include many assumptions with associated large uncertainties, it indeed suggests that $\gtrsim 50\%$ of “missing” baryons are located in the outer regions (e.g., $r \gtrsim 10$ kpc at $z \sim 1$ for $\gtrsim 10^{11} M_{\odot}$ galaxies; $r \gtrsim$ a few kpc at $z \sim 5$ for $M_{*} \gtrsim 10^{10} M_{\odot}$, where r is the radius), namely in the CGM, at all redshift and all stellar mass ranges (see also reviews by Péroux & Howk, 2020; Tacconi *et al.*, 2018; Tumlinson *et al.*, 2017). The contribution of cold gas to the total mass budget of CGM is far from being constrained, and gas in such a phase could be readily available for star formation in the galaxy.

III. The impact of feedback from star formation and AGN on galaxy evolution. Feedback is one of the most critical components of our galaxy evolution theory, without which semi-analytic models and simulations cannot reproduce the most basic observables of galaxies, such as stellar mass function at $z \sim 0$ (e.g., Springel & Hernquist, 2003; White & Frenk, 1991 see also recent review by Crain & van de Voort, 2023a). The observed stellar-to-halo mass relation (Balogh *et al.*, 2001; White & Rees, 1978; White & Frenk, 1991), shows that low and high-mass galaxies are less efficient in turning baryons into stars, and the peak efficiency is at $M_{\text{halo}} \sim 10^{12} M_{\odot}$. The inefficient transformation of baryons into stars in low and high stellar (or halo) mass regimes are successfully explained by the feedback mechanisms that are dominant in different mass regimes: feedback from star formation in low-mass galaxies and feedback from accreting super-massive black holes (SMBH) in massive galaxies and galaxy clusters (e.g., Dekel & Silk, 1986; Di Matteo *et al.*, 2005; Efstathiou, 2000; Silk & Rees, 1998; Springel & Hernquist, 2003; Springel *et al.*, 2005). In simulations, these feedback agents could act on galaxies in the form of powerful galactic-scale outflows, halo heating, suppression of accretion, injection of turbulence into the ISM, etc.

However, the exact forms and consequences of feedback from star formation, and active galaxy nuclei (AGN), are poorly constrained observationally (Cicone *et al.*, 2018a; Harrison *et al.*, 2018). The lack of solid and robust observational constraints implies that most models and simulations must fine-tune their feedback parameters, mostly by calibrating their stellar-to-halo mass ratio to $z = 0$ observations. One of the observational challenges is that some feedback mechanisms, such as halo heating and the following suppression of accretion (Fabian, 2012), could act on timescales (\gg Gyr) much longer than those over which the processes driving the feedback remain detectable. For example, AGN outflows are detectable for much longer than the AGN flickering timescale

(e.g., Bischetti *et al.*, 2019b; Herrera-Camus *et al.*, 2020). Further, there is a lack of observational evidence (with only a few exceptions; see Circosta *et al.*, 2021; Cresci *et al.*, 2023) that the feedback is instantly effective at ISM scales of a few kpc.

CGM observations will allow us to understand the cumulative effect of feedback mechanisms and the dominant mechanisms that shape the host galaxy and its evolution. Galactic outflows and fountains transport gas and metals into the CGM (Rupke *et al.*, 2019; Tumlinson *et al.*, 2011; Travascio *et al.*, 2020; Vayner *et al.*, 2023) and beyond, mixing it with existing CGM gas and also possibly polluting the IGM (Mitchell & Schaye, 2022; Oppenheimer & Davé, 2006). Therefore, the properties of the CGM, for instance, the metallicity, radial distribution, and breakdown of multiphase components, are shaped differently by different physical mechanisms. Further, the records of past feedback activities could be traced by following the outflows’ relics on much longer spatial scales (and so, time scales) than enabled by ISM observations. A notable example is that of the “Fermi (or eRosita) Bubbles” in the Milky Way’s CGM, which are a clear signature of past feedback activity in our Galaxy that has otherwise left no clear imprints on ISM scales (Predehl *et al.*, 2020; Su *et al.*, 2010; Yang *et al.*, 2022). Molecular gas clouds in the outflow are also detected by Di Teodoro *et al.* (2020) in CO(2-1) using APEX in conjunction with the Southern Fermi Bubble. The latter has an angular size of $50 \text{ deg} \times 15 \text{ deg}$, and such scale can be probed in the sub-mm only by a facility such as AtLAST.

Investigating the physics driving the processes shaping the CGM of galaxies requires sampling the whole CGM, from its hot ($\gtrsim 10^5$ K), warm ($\sim 10^4$ K) to cold phases ($\lesssim 10^3$ K) (drawn respectively in red, orange and blue colours in Figure 1). This effort enforces the synergy of multi-wavelength observations highlighted in Section 6.

2 Observational constraints from nearby to distant universe

In this section, we briefly review the current observational constraints of the cold CGM. The existence of a cold and dense CGM component has never been predicted theoretically, mostly due to challenges in modelling, which we describe in Section 3. However, in recent years, we have gathered pilot observational constraints pointing towards a significant amount of cold gas, even in the molecular phase, extending beyond the expected scales of galaxy discs, in some extreme cases up to hundreds of kpc around massive galaxies at $z \sim 2$. Before discussing these extraordinary results at high redshift (which probably reflects a very different Universe with a richer environment than $z \sim 0$), we shortly summarise current observational evidence for extended cold gas reservoirs in local galaxies, suggesting that we are missing components in the outer ISM and, perhaps, CGM. As a note, the review does not aim to provide a thorough list of the literature of relevant studies but aims to address the need for AtLAST to probe the cold CGM.

2.1 The local Universe: missed extended emission in the outer ISM and possibly CGM of $z \sim 0$ galaxies

At low- to intermediate-redshift ($z < 1$), evidence of extended (beyond the central few kiloparsecs), molecular and atomic gas reservoirs are found around starburst galaxies (Contursi *et al.*, 2013; Leroy *et al.*, 2015; Levy *et al.*, 2023; Zschaechner *et al.*, 2018), AGN (Janjamasimanana *et al.*, 2022; Maccagni *et al.*, 2021), normal disc galaxies (e.g., Das *et al.*, 2020), and most frequently in ultra-luminous infrared galaxies (ULIRGs), which host both starbursts and AGN (Cicone *et al.*, 2014; Cicone *et al.*, 2018b; Montoya Arroyave *et al.*, 2023; Montoya Arroyave *et al.*, 2024). The origin of the extended gas reservoir in the CGM could be past galaxy mergers and interactions and/or current or past star formation and AGN feedback episodes that launch multiphase outflows that entrain atomic and molecular gas (see Veilleux *et al.* (2020) for a review on this topic).

Galaxy interactions could produce tidal tails and tidal tail dwarf galaxies (TDGs, see Ploeckinger *et al.*, 2018 for theoretical background, and Duc *et al.*, 2014; Kaviraj *et al.*, 2012 for observational works). Gas tails formed by galaxy interactions, tidal forces and/or ram pressure stripping can reach extents of several hundreds of kpc, such as the 500 kpc long HI filament detected by Oosterloo *et al.* (2018) in the IC 1459 galaxy group, or the ~ 200 kpc Magellanic Stream (hereafter, 'MS'⁴), created by the interaction of the Milky Way with its satellites and representing the most massive HI CGM reservoir of our Galaxy (e.g., Braun & Thilker, 2004; D'Onghia & Fox, 2016). Another spectacular example in the local volume is a 3 deg-wide VLA mosaic image of the M 81 triplet (including M 82, hosting a prototypical starburst-driven outflow) obtained by de Blok *et al.* (2018), showing a ~ 100 kpc size HI reservoir connecting all members of the galaxy group. Extended CO (1-0) emission is also discovered and coincides with the HI emission (Krieger *et al.*, 2021). Tidal tails and streams from interactions probably constitute most of the HI emission seen between the M 81 triplet members, in addition to the matter expelled by the M 82 outflow (de Blok *et al.*, 2018). While HI 21cm imaging on scales of degrees can be easily achieved by SKAO pathfinders such as MeerKAT, there is no existing sub-mm facility that has sufficient surface-brightness sensitivity and field of view (FoV) to enable adequate follow-ups of such structures in CO, dust emission and other sub-mm tracers: only AtLAST could do it.

An interesting and famous case study for AtLAST to probe the impact of outflows with a large mapping area would be the galaxy NGC 253, where extended, diffuse, molecular components not associated with the galaxy disc are detected

by several authors (Krieger *et al.*, 2019; Walter *et al.*, 2017). According to Bailin *et al.* (2011), the CGM of NGC 253 is comparable in mass to that of the Milky Way and M31. In this case, the molecular outflow rate is a factor of 9 – 19 higher than the SFR (Walter *et al.*, 2017), hence exceeding previously proposed theoretical limits for standard starburst-driven winds (which never exceed a mass-loading factor, i.e. the ratio between outflow rate and SFR, of ~ 5). Zschaechner *et al.* (2018) also find evidence for new, diffuse, extra-planar CO components. These features extend up to the edge of the mapping area ($40''$), partially overlap with known outflow streams, and appear to form a biconical structure. The current limitations to further investigation are the small field of view and low sensitivity on large angular scales. A sampling at high S/N of the whole galactic ecosystem of NGC 253 (≥ 8 kpc, or $\geq 8'$, given the extent of diffuse X-ray and dust emissions; Bauer *et al.*, 2008; Kaneda *et al.*, 2009; Pietsch *et al.*, 2000; Strickland *et al.*, 2002) would become possible with an instrument that fills the FoV of AtLAST. Interestingly, the HI gas reservoir of NGC 253 imaged by Lucero *et al.* (2015) with KAT-7 exhibits halo emission out to 10–14 kpc (10–14 arcmin) perpendicular to the disc, with kinematic properties that are compatible with a galactic fountain origin.

Going beyond the local volume, the luminous infrared galaxy, and quasar host NGC 6240, at $z = 0.02448$ ($1'' \sim 0.5$ kpc) displays one of the best studied, most massive ($M_{mol}^{out} \sim 1.2 \times 10^{10} M_{\odot}$), and most extended ($r > 10$ kpc) molecular outflows (Cicone *et al.*, 2018b). The galaxy is in an advanced merger stage and it hosts a pair of AGN with a ~ 1 kpc separation. The total CGM of NGC 6240, as revealed in H α by Yoshida *et al.* (2016) extends by at least 90 kpc in diameter (3 arcmin). Radio continuum images obtained with the Very Large Array (VLA) exhibit extended features that are not associated with optical emission and are interpreted as the relic of a past feedback event (Colbert *et al.*, 1994). MeerKAT observations unveil a 100 kpc-size radio relic with a morphology reminiscent of a shock front, located at a distance of 200 kpc from the nucleus of NGC 6240 (Priv. Communication). Although ALMA observations of NGC 6240 pin down the emission faint as \sim sub-mJy/beam in the outflow with a beam of $\sim 1.2''$, given the extent of the near-IR continuum, H α emission, and radio continuum in this source, we are very likely missing key components of the diffuse emission inaccessible to current sub-mm facilities (Section 4). We need a sensitive instrument that can map the low surface brightness over the large area of the sky at high S/N to reveal additional outflow and tidal tail components extending by several tens of kpc.

2.2 Gas-rich brightest cluster galaxies and interacting galaxies: different gas conditions?

There is a growing body of evidence that large reservoirs of molecular gas ($\geq 10^{10} M_{\odot}$) exist in some intermediate-to high-redshift brightest cluster galaxies (BCGs), extending up to tens of kpc, feeding the central star-formation (e.g., Castignani *et al.*, 2020b; Castignani *et al.*, 2022;

⁴ A resolution was recently proposed to the International Astronomical Union by the IAU Inter-Commission C1-C3-C4 Working group on Ethnoastronomy and Intangible Astronomical Heritage to rename the main Milky Way satellites and their associated structures. While waiting for a final decision on this, we will use the acronym 'MS' throughout this paper.

Dunne *et al.*, 2021; Fogarty *et al.*, 2019; McDonald *et al.*, 2014; Russell *et al.*, 2017). These results are the opposite cases of what is pictured in the core of dense clusters in the local universe, where gas-poor, quenched massive galaxies are typically found (e.g., Boselli *et al.*, 2014; Dénes *et al.*, 2014; Giovanelli & Haynes 1985; Haynes *et al.*, 1984; Vollmer *et al.*, 2008; Zabel *et al.*, 2019). Such systems are unique laboratories to study the cooling flow-regulated star-formation activity at different stages of galaxy clusters.

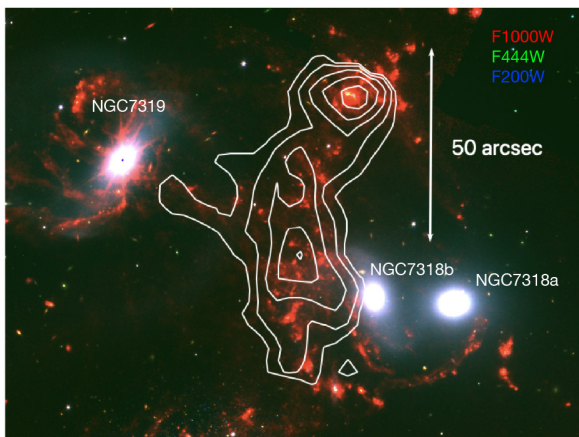
Further, current observations of the CGM in several galaxy clusters guide us on additional mechanisms that we should take into account to understand galaxy evolution, requiring multi-phase probes. A very instructive example is MACS1931-26 (Fogarty *et al.*, 2019) where in its CGM the gas-to-dust ratio ($\sim 10 - 25$) is much lower than the Galactic value (150) and similar to the Phoenix cluster BCG (Russell *et al.*, 2017). The unusual ratio suggests that a potentially large H_2 gas reservoir is missed by CO observations, perhaps due to its dissociation by highly energetic particles (HEP) like Cosmic Rays (Ferland *et al.*, 2008; Ferland *et al.*, 2009), with possible dust and gas thermally decoupling. These conditions are different from what is seen in galaxy ISM. Cosmic ray-irradiated CO-dark molecular gas can be revealed by using the atomic Carbon lines at rest-frame 492 GHz and 809 GHz (Papadopoulos *et al.*, 2018), which, for the local universe, can be observed only from a high dry site such as the Chajnantor Plateau. The CO gas excitation suggests that the temperature distribution of the gas differs across tens of kpc, indicating various energy sources at work in this environment (Ghodsi *et al.*, 2024, submitted). Hence, to constrain the physical condition of the CGM, studies of multiple emissions lines probing different gas phases (i.e., molecular, atomic, neutral, and ionised phases) and alternative tracers of H_2 gas are crucial, besides the initial cold CGM detection experiment.

Another enlightening case is an interacting group of galaxies in the northern hemisphere, Stephan's quintet (Figure 3 (a)) at $z=0.02$, which shows extended emission from tidal streams in all phases (from X-ray to cm). Multiple lines of the same atomic/molecular species are mapped, constraining the physical conditions of tidally disturbed emissions, and shock-heated regions in the CGM (e.g., Appleton *et al.*, 2006; Appleton *et al.*, 2013; Appleton *et al.*, 2023; Cheng *et al.*, 2023; Cluver *et al.*, 2010; Gao & Xu, 2000; Guillard *et al.*, 2012; Guillard *et al.*, 2022; Xu *et al.*, 2022). Extensive studies with multiple emission lines demonstrate that molecular hydrogen (H_2) is formed along with dust in a region where hot X-ray plasma is detected in the CGM. The dissipation of mechanical energy through shocks and turbulence, caused by the interaction of a high-speed intruder with group-wide gas, probably drives the powerful mid-IR H_2 and far-IR [C II] emission. Cosmic ray heating in this group-wide multi-phase medium is unlikely (e.g., Appleton *et al.*, 2013; Guillard *et al.*, 2009). The discovery and future exploration of systems like Stephan's Quintet, containing pristine extended regions of turbulently-excited intergalactic gas, will lead to a better understanding of the fundamental physical mechanisms of galaxy evolution. This includes the importance of turbulence and gas-phase mixing in enhancing or inhibiting star formation as gas collapses to form stars in the early universe.

2.3 Yet to be unveiled CGM emission in the distant Universe: AGN, star-forming galaxies, and proto-clusters

Studies of the distant universe ($z \gtrsim 1$), around the peak of cosmic star-formation activity and beyond, provide lines of evidence that large cold reservoirs exist outside the galactic discs. Overdense environments and protoclusters show a promisingly molecular gas-rich CGM observed in CO (Chen *et al.*, 2024; Dannerbauer *et al.*, 2017; Emonts *et al.*, 2013;

(a) Extended [CII] emission at $z \sim 0$



(b) Extended CO(1-0) in $z \sim 2$ protocluster




Figure 3. Examples of sources showing extended (≥ 10 s arcsec) cold gas emission in the CGM at different redshifts. (a) [C II] line emission obtained by the *Herschel* Space Telescope in Stephan's Quintet at $z = 0.02$ (Appleton *et al.*, 2013; Appleton *et al.*, 2017, white contours) overlaid on the *JWST* Early Release Observations false-colour maps (F1000W/F444W/F200W; Appleton *et al.*, 2023), and (b) Extended CO(1-0) emission (white contours, Emonts *et al.*, 2016) in the $z \sim 2$ Spiderweb protocluster overlaid on the (extended) SZ signal (orange, Di Mascolo *et al.*, 2023) and false-colour *HST* image.

Emonts *et al.*, 2016; Emonts *et al.*, 2018b; Ginolfi *et al.*, 2017; Li *et al.*, 2023). For example, a 100 kpc-long stream of cold molecular gas was detected at 5.7σ to connect to the $z \sim 4$ radio galaxy 4C 41.17 using ALMA observations of the [C I]($^3P_1 - ^3P_0$) (hereafter, [C I](1-0)) line (Emonts *et al.*, 2023). Indications of extended (≥ 10 kpc at $z \sim 2$, or a few times more extended than the UV emission at $z \sim 5$) CO transition and [C II] emission (also referred to as “[C II] halos” or “[C II] nebulae”) are reported around individual quasars from $z \sim 2$ (Cicone *et al.*, 2021; Jones *et al.*, 2023b; Li *et al.*, 2023; Scholtz *et al.*, 2023) to the epoch of reionisation $z > 6$ (Cicone *et al.*, 2015; Maiolino *et al.*, 2012; Meyer *et al.*, 2022)⁵, dusty star-forming galaxies at $z \sim 2$ (Gullberg *et al.*, 2018; Rybak *et al.*, 2019; Rybak *et al.*, 2020; Solimano *et al.*, 2024) and even typical star-forming galaxies at $z \sim 6$ (Fujimoto *et al.*, 2020; Ginolfi *et al.*, 2020b; Lambert *et al.*, 2023), often relying on stacking techniques (Bischetti *et al.*, 2019a; Fujimoto *et al.*, 2019; Fudamoto *et al.*, 2022; Ginolfi *et al.*, 2020a). Also, there is even a hint of a tail that could have been stripped away from the brightest cluster galaxy at $z = 1.7$ (Castignani *et al.*, 2020a; Webb *et al.*, 2017). Deep VLA imaging also reveals extended (≥ 50 kpc) cold-gas reservoirs around $z = 2 - 5$ massive galaxies (Frias Castillo *et al.*, 2023; Stanley *et al.*, 2023).

In the following, we take a few examples of the detection to highlight the need for AtLAST.

At $z = 2.2197$, cid_346 is a luminous ($\log L_{\text{AGN}}[\text{erg/s}] = 46.66$) AGN studied as part of the SUPER survey (Circosta *et al.*, 2018; Circosta *et al.*, 2021; Kakkad *et al.*, 2020), hosted by a massive ($M_* = 10^{11} M_{\odot}$) star-forming (SFR = $360 M_{\odot} \text{ yr}^{-1}$) galaxy that is undergoing an explosive feedback phase. ALMA and ACA CO (3–2) observations by Cicone *et al.* (2021) reveal a giant molecular halo extending up to $r \sim 200$ kpc from the AGN (the total angular diameter size of the halo is at least $50''$), which is currently the most extended molecular CGM ever mapped. The molecular CGM gas mass could be as high as $\sim 1.7 \times 10^{12} M_{\odot}$. However, such observations are extremely challenging for interferometers, and small changes in the imaging parameters can affect the results. Indeed, although the giant halo of cid_346 was detected in both ALMA and ACA data by Cicone *et al.* (2021), a reanalysis of the ACA data presented by Jones *et al.* (2023a), who adopt a different methodology, could not retrieve the same spatial extent of the halo. A deeper follow-up of such extended halo, in CO and [C I] lines, would be straightforward yet game-changing with a facility like AtLAST (Section 4).

A nearly 70 kpc-sized halo of cold molecular gas is seen in CO (1–0) towards the Spiderweb $z \sim 2$ protocluster

(Emonts *et al.*, 2016, Figure 3 (b)). The H_2 gas mass of $M_{\text{H}_2} \sim 10^{11} M_{\odot}$ amounts to $\sim 30\%$ of its CGM mass. Besides being one of the very few high- z systems where cold H_2 is found in its halo, the Spiderweb is also one of the few sources in which the physical properties of the molecular CGM are studied in multiple tracers. Thanks to the wider tuning range of the SEPIA Band 9 receiver on APEX compared to the ALMA Band 9 receiver, De Breuck *et al.* (2022) could detect the [C II] emission line at 601.8 GHz in this source, and spectrally deblend the ISM from the CGM component. *Hubble Space Telescope (HST)* deep imaging reveals diffuse blue light from young stars across the halo, on the same scales as CO(1-0) emission. ALMA observations of the molecular CGM in CO (4–3) and [C I]($^3P_1 - ^3P_0$) lines (Emonts *et al.*, 2018b) suggest excitation conditions and carbon abundance of the molecular CGM similar to those in the ISM of starburst galaxies. Deeper observations of these components with multiphase probes, better surface-brightness sensitivity to trace the full extent of the emission from each probe, and comparison with local cluster galaxies (Section 2.2) will be the next initiative to understand galaxy evolution and formation in dense environments with AtLAST.

Beyond the Cosmic Noon ($z \geq 2$), at least two $z \sim 4$ protoclusters, SPT2349 (Hill *et al.*, 2020) and DRC (Oteo *et al.*, 2018) show curious starburst coordination among galaxy members separated by hundreds of kpc. This coordination, along with very short gas-depletion timescales of $\tau_{\text{dep}} \sim 100$ Myr within individual galaxies, hints at a much larger gas reservoir in these clusters, one that is yet to be detected. Indeed, if we consider the CO-based H_2 gas mass measurements within the galaxies of these protoclusters as a more or less complete inventory, it raises a question of how such an unlikely starburst-event coordination across hundreds of kpc could happen only at the $\sim 6\%$ of the age of the Universe. A reasonable explanation would be the presence of much more gas in the CGM and intracluster medium (ICM), whose flows (perhaps linked to the larger cosmic web) coordinate and sustain these SFRs across cluster members over much longer timescales. A widely distributed CO-poor gas phase would remain undetected by all past CO observations of these two protoclusters. Existing ALMA 12m-array observations of the [C II] line for the SPT2349 cluster (Hill *et al.*, 2020) and the [C I] line for the DRC (Oteo *et al.*, 2018), do not have the uv-coverage to be sensitive to CGM-scale ($>$ a few hundreds of kpc, or tens of arcsec) gas due to the lack of short baselines.

The direct imaging of extended emission for ‘normal’ star-forming galaxies is yet to be unveiled with more sensitive observations. Nonetheless, stacking analyses already hinted that distant galaxies are surrounded by extended cold gas haloes, likely enriched by galaxy interactions and outflows (Bischetti *et al.*, 2019a; Fujimoto *et al.*, 2019; Fudamoto *et al.*, 2022; Ginolfi *et al.*, 2020a). While Pizzati *et al.* (2023) attributed the observed extended emission to outflows based on simulations, current observational constraints of

⁵ This is nevertheless debated observationally concerning the extent of the emission and the existence of it, see, e.g., Novak *et al.*, 2020 from stacking analyses

normal star-forming galaxies cannot probe any of those scenarios because of poor sensitivity; the emission is only revealed by [C II] whose origin is unclear. Whether the extended [C II]’s driving mechanisms are the same as those observed in (low- J) CO transitions is not also understood yet. We need much more sensitive, multi-phase probes as well as direct imaging to uncover the physical properties of the CGM.

Taking all these together, current observational constraints provide an ample indication of gas reservoirs outside galactic discs that we could still be largely missing at all cosmic distances. We may have just started scratching the surface of the cold CGM with the current facilities and AtLAST will shed light on this missing piece of information. In the following sections, we show more quantitative assessment based on simulation results.

3 Simulations: the struggle of modelling cold gas on CGM and IGM scales

Over the last decade, cosmological hydrodynamical simulations have become increasingly better at reproducing the properties of galaxies across cosmic times such as their stellar mass, size, gas content, or metallicity (e.g., EAGLE Crain *et al.*, 2015; Schaye *et al.*, 2015, IllustrisTNG Nelson *et al.*, 2018, Pillepich *et al.*, 2018 and SIMBA Davé *et al.*, 2019 simulations, see for a recent review Crain & van de Voort 2023b). All these simulations use vastly different recipes for physical processes such as stellar and black-hole feedback and it is thus remarkable that they reproduce the properties of galaxies about equally well. As discussed below, the properties of the cold CGM in simulations are still largely unconstrained, and thus observational comparisons are very timely. In this section, we first describe the challenges in many current state-of-the-art cosmological simulations concerning the cold gas in the CGM (Section 3.1) and provide a brief introduction to the work done by Schimek *et al.*, 2024 (Section 3.2), a cosmological zoom-in simulation focusing on sub-mm fine-structure lines aimed to bridge the current gap between simulations and the expected outcome of AtLAST (Section 4).

3.1 The state-of-the-art: overlooked cold CGM and difficulties

In the last few years, theoretical emphasis around cosmological simulations has been given towards predictions of tracers of warm gas in the CGM, in particular through predictions for ionisation lines (e.g., Ford *et al.*, 2014; Liang *et al.*, 2016; Nelson *et al.*, 2018; Oppenheimer *et al.*, 2018; Pallottini *et al.*, 2022). Modelling the CGM of galaxies requires tracking physical processes that act on cosmological volumes and timescales: cosmic accretion through filamentary streams, cooling processes within dark matter halos, star formation, accretion onto supermassive black holes, radiative and mechanical feedback mechanisms that generate galactic outflows and fountains, galaxy mergers and interactions and the consequent dislocation of gas. Therefore, only a zoom-in cosmological simulation that follows the

evolution of galaxies across cosmic times can inform us about the properties of the large-scale ISM and CGM material, and how they evolve.

3.1.1 The challenges. The cold gas component of the CGM in cosmological simulations has received less attention compared to a warmer, ionised gas. Several studies demonstrate that increasing the numerical resolution of the simulation on CGM scales yields higher amounts of cold and dense material and more sub-structures (Hummels *et al.*, 2019; Lupi *et al.*, 2022; Mandelker *et al.*, 2018b; McCourt *et al.*, 2018; Nelson *et al.*, 2021; Scannapieco & Brügger, 2015; Schneider & Robertson, 2017; Sparre *et al.*, 2019; Suresh *et al.*, 2019; van de Voort *et al.*, 2019). For example, van de Voort *et al.* (2019) use a zoom-in simulation of a Milky Way progenitor to study the CGM at an unprecedented (at that time) spatial resolution of 1 kpc (achieved through an increased mass refinement in the CGM around the simulated galaxy) and find that the radial profile of atomic hydrogen in the CGM at radii beyond 40 kpc is enhanced drastically compared to lower-resolution simulations. The covering fraction of Lyman-limit systems within 150 kpc from the central galaxy is almost double compared to simulations with standard mass refinement techniques. Similar conclusions are reached by Ramesh *et al.* (2023), who use the same IllustrisTNG50 galaxy formation model to study the CGM around 8 Milky Way progenitors with an increased mass resolution within the CGM. These studies demonstrate that robustly modelling the CGM of galaxies and resolving the cold gas within the CGM and its interplay with galaxies through in- and outflows, requires high mass-resolution simulations.

This immediately poses a challenge for cosmological simulations, because one can not computationally afford to run a full cosmological volume at the mass resolution needed to properly resolve cold gas properties within the CGM. The use of cosmological zoom-in simulations focusing on the CGM properties around galaxies remains the most computationally efficient way forward.

Despite the recent successes in the modelling of cold gas around galaxies, there are still obvious gaps in our knowledge. For example, van de Voort *et al.* (2019) over-reproduce the column density of HI at 500 pc spatial refinement, compared to the observational result, raising a question on the simplified self-shielding model. Similarly, while simulations of extended [C II] emission at high redshift successfully predict its extent being ~ 2 times more extended than dust and/or [OIII] emission in both analytical models (e.g. Pizzati *et al.*, 2020; Pizzati *et al.*, 2023) and cosmological zoom-in simulations (Arata *et al.*, 2020; Katz *et al.*, 2022; Pallottini *et al.*, 2022), the latter typically predict a much sharper decrease in the emission at large scales compared to observations. Since these simulations rely on different set-ups (e.g. GADGET using Smoothed Particle Hydrodynamics, vs. RAMES using Adaptive Mesh Refinement) and physical models for both stellar feedback and FIR lines

emission, the common struggle in reproducing the observational evidence demonstrates a challenge in the state-of-the-art simulations. Further, in their attempts to study the CGM gas around galaxies, both [van de Voort *et al.* \(2019\)](#) and [Ramesh *et al.* \(2023\)](#) focus on Milky Way progenitors, missing the broad variety of galaxies across cosmic time. As discussed, a full cosmological volume is too computationally expensive to model at high resolution, but a better sampling of the rich diversity of galaxies and their environments, and testing different feedback prescriptions will be necessary (including ranges in halo masses, and various dynamical processes such as AGN outflows and mergers). Additionally, so far, theoretical work on the cold gas in the CGM around galaxies mostly focuses on atomic hydrogen (with a temperature of 10^4 K or warmer), ignoring the potential presence of even colder, for example molecular, gas, and its emission. This is largely a technical limitation, as cosmological simulations often do not have the mass resolution nor the chemistry included to cool the gas down to 10s of Kelvin and form molecules (though see for example [Maio *et al.*, 2022](#)).

The inclusion of time-dependent atomic and molecular non-equilibrium chemistry within zoom-in simulations that resolve the CGM around galaxies at high mass resolution will thus mark a true step forward in the characterisation of both the atomic and molecular cold gas around galaxies, beyond the current state-of-the-art. Additional improvement lies in the characterisation of the influence that for example magnetic fields and cosmic rays have on the cold properties of the CGM around galaxies (e.g., [Butsky *et al.*, 2023](#); [Heesen *et al.*, 2023](#); [Ponnada *et al.*, 2022](#); [Rey *et al.*, 2023](#); [van de Voort *et al.*, 2021](#); [Wissing *et al.*, 2022](#); [Wissing & Shen, 2023](#)) that enable the survival of cold clumps and streams on large scales and thus create a multi-phase CGM.

For simulations to be properly predictive for observers, and to test them directly against observations, one can produce synthetic emission lines either by directly accounting for cooling and heating (e.g. [Arata *et al.*, 2020](#); [Lupi *et al.*, 2020](#)) or by using photoionisation-codes like CLOUDY (e.g. [Katz *et al.*, 2019](#); [Katz *et al.*, 2022](#); [Olsen *et al.*, 2015](#); [Olsen *et al.*, 2017](#); [Pallottini *et al.*, 2019](#); [Pallottini *et al.*, 2022](#); [Schimek *et al.*, 2024](#); [Vallini *et al.*, 2015](#); [Vallini *et al.*, 2021](#)). For such emission line modelling an extended cold CGM component can only be recovered and predicted only if the numerical resolution beyond the central disc of the simulated galaxy is as high as that needed to model the cold ISM. Higher resolutions (and proper treatment of the FUV background) can lead to higher predicted extended emissions in cold gas tracers that a telescope like AtLAST could detect. We introduce an effort to such in the following section.

3.2 A theoretical effort towards AtLAST observations: introduction of the work by [Schimek *et al.* \(2024\)](#)

Conducted as part of the AtLAST design study, [Schimek *et al.* \(2024\)](#) model prominent FIR and sub-mm emission

lines for the cosmological zoom-in simulation *Ponos* ([Fiacconi *et al.*, 2017](#)). The simulated galaxy represents a typical star-forming system at $z = 6.5$ which will evolve into a massive galaxy at $z \sim 0$. The system consists of a central disc galaxy, two merging companions showing signs of tidal interactions, and it is fed by an accreting cold gas filament, resulting in a highly multi-phase CGM. The central galaxy has a stellar mass of $M_* = 2 \times 10^9 M_\odot$, a $\text{SFR} = 20 M_\odot \text{ yr}^{-1}$ and a virial radius of 21.18 kpc, which we assume to be the CGM radius. The particle gas mass resolution of $m_{\text{gas}} = 883.4 M_\odot$ allows for a maximum spatial resolution of 3.6 pc in the synthetic maps of the disc gas emission, and between 3.6 pc and 200 pc on CGM scales, depending on the density of the structures (the resolution is adapted to be higher in higher density structures). Such high resolution allows for the modelling of cold gas tracers, even within the CGM.

Synthetic maps of FIR and sub-mm line tracers are obtained using radiative transfer (RT) post-processing and the photoionisation code CLOUDY ([Ferland *et al.*, 2017](#)) and are shown in [Figure 4](#). We refer to the paper ([Schimek *et al.*, 2024](#)) for a detailed description of the methodology and a thorough comparison with other studies in the literature. For this case study, the most relevant results of the [Schimek *et al.* \(2024\)](#) study are:

1. The [C II] $\lambda 158 \mu\text{m}$ emission line is an excellent tracer of diffuse cold atomic CGM gas. Indeed, about 10% of its total emission from the galaxy system originates from cold $T < 10^4$ K gas residing in diffuse CGM components that are not ascribable to ISM material (of either the main disc or the companions), such as the cosmic filament and the tails and bridges connected to the merging process. Unfortunately, due to the multi-phase nature of [C II] emission, having such a line alone without additional tracers, cannot provide solid constraints on the physical properties of the CGM gas at high z .
2. At least ~ 20 % of the total [O III] $88 \mu\text{m}$ line emission arises from a puffy halo surrounding the main disc, ionised by newly formed stars and possibly linked to feedback from supernovae, hence it traces different CGM components from [C II].

In a forthcoming paper ([Schimek *et al.*, in prep](#)), the same radiative transfer (RT) modelling methods are applied to study additional FIR tracers, such as the [N III] $57 \mu\text{m}$ and [N II] $\lambda 122 \mu\text{m}$ lines, whose synthetic maps are shown in [Figure 5](#). These lines are complementary to [C II] and [O III] and can provide useful constraints through line ratios, but preliminary results do not indicate that such tracers can be particularly bright on CGM scales.

On the other hand, the results of [Schimek *et al.* \(2024\)](#) should be considered conservative estimates (lower limits) for the cold and dense gas mass in the CGM. The reasons are as follows. (i) First of all, the *Ponos* simulation does not include AGN feedback, which, according to simulations

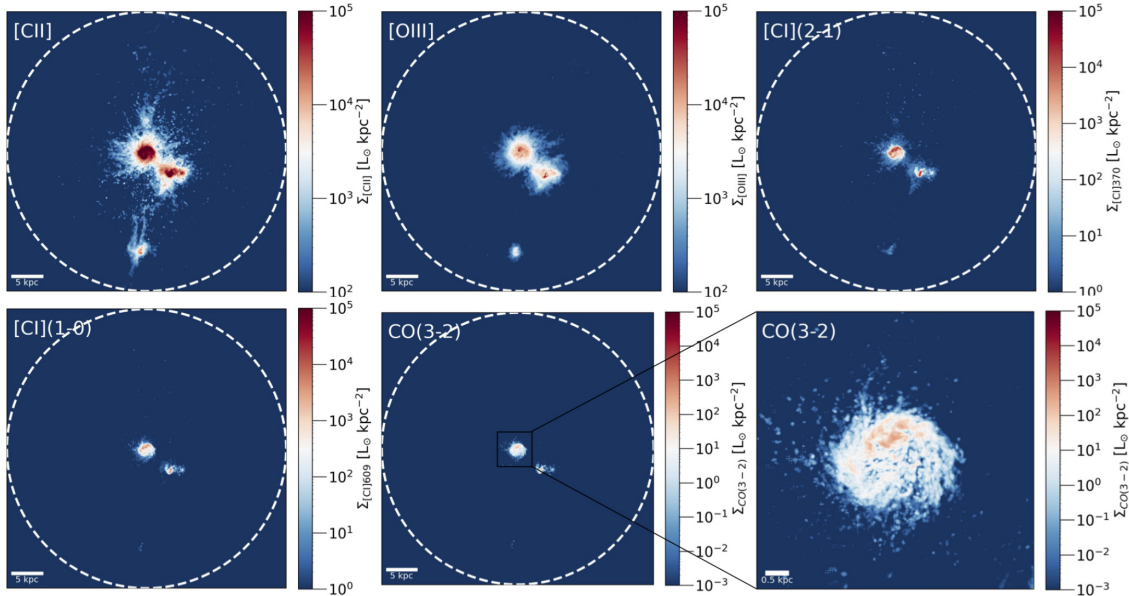


Figure 4. Simulated far-infrared and sub-mm line emission maps of the PonoS galaxy system at $z = 6.5$, obtained using the fiducial Radiative Transfer model presented in Schimek *et al.* (2024). The lines shown, from the top-left to the bottom-right panels, are: [C II] 158 μm (a tracer of atomic, molecular and ionised gas), [O III] 88 μm (a tracer of ionised gas), two [C I] transitions ([C I] 370 μm , [C I] 609 μm ; tracers of atomic and molecular gas), and CO(3- 867 μm , which traces molecular gas. The white circles mark the virial radius of the halo ($R_{\text{vir}} = 21.2$ kpc). The maps shown here are the same as Figure 11 in Schimek *et al.* (2024) but use a different colour scheme that enhances the low-level emission. The corresponding mock spectra are shown in Figure 18 of Schimek *et al.* (2024).

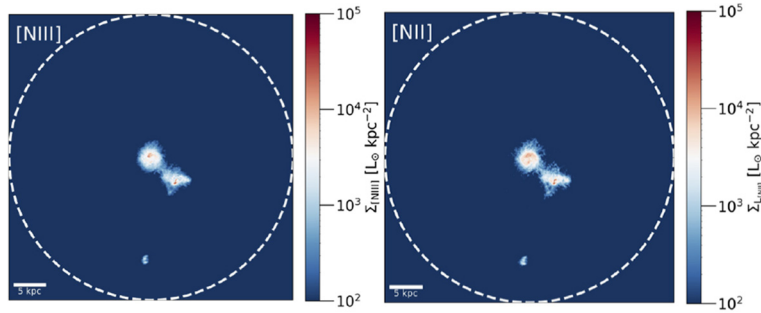


Figure 5. Simulated [N III] 57 μm (left) and [N II] $\lambda 122$ μm (right) emission line maps of the PonoS galaxy system at $z = 6.5$, obtained using the same fiducial radiative transfer model as in Schimek *et al.* (2024). These tracers are explored in a forthcoming publication (Schimek *et al.*, in prep).

(Costa *et al.*, 2022), is crucial to produce a gas-rich CGM in the early universe through powerful outflows. (ii) Secondly, despite its unprecedented resolution (for a cosmological zoom-in simulation), the emission from molecular gas tracers such as CO is still underestimated by the model. This is not the case for [C II] and [O III], whose resulting total luminosities show a general good agreement with observational values, although the simulation is still struggling to retrieve the high [O III] / [C II] ratios seen in high- z observations (but there are promising results

from a future follow-up work by Nyhagen *et al.* (in prep)). (iii) Finally, the simulation allows disentangling completely the disc material of the central galaxy and its merging companions from genuine diffuse CGM components, while this is not often the case for observations. Hypothetical observations of the PonoS system at arcsec resolution would account for the southern and western satellites visible in the maps in Figure 4 as part of the CGM, while they are not considered in the CGM emission fractions discussed above.

4 What AtLAST can do

4.1 Observing the CGM of a typical star-forming galaxy system at $z \sim 6$

Here we use the theoretical predictions of [Schimek *et al.* \(2024\)](#) to compare the performances of AtLAST and ALMA in observing the CGM component of the simulated `Ponos` galaxy system, which is representative of the $z \sim 6$ star-forming galaxy population. At $z \sim 6.5$ the virial halo of `Ponos` has a projected angular diameter of 7.5 arcsec, hence it is a fairly compact source that can be easily captured even by the small FoV of ALMA. We focus on the central 25 kpc of the system (4.4 arcsec).

[Figure 6](#) shows the simulated two brightest tracers of the CGM: [C II] and [O III]. We produce the mock images where we consider only the CGM emission from the system, obtained after subtracting the ISM of the main galaxy and its companions (as explained in [Schimek *et al.* \(2024\)](#), [Figure 6](#) middle). Indeed, while an interferometer, thanks to its high point source sensitivity and spatial resolution, is certainly more suitable than AtLAST for resolving the ISM of high- z galaxies, it struggles to detect the diffuse CGM, even from a compact source such as the one considered here ([Figure 6](#) right). The reason for this is that the CGM emission is extended and diffuse; the sensitivity per beam required to detect such a component scales down by the number of (synthesised) beams contained in it, i.e.

by $(D_{\text{source}}/D_{\text{beam}})^2$, dubbed as ‘surface brightness dimming’ in [Carniani *et al.* \(2020\)](#). In addition to this, an interferometer is based on the principle of wave interference to detect a signal and produce an image. For emission that is more extended than the so-called ‘largest angular scale’, which is set by the length of the shortest baseline, the interference-fringes overlap and cancel each other out. This means that an interferometer will never detect gas reservoirs on scales that are more extended than those corresponding to its minimum baseline and the loss of large-scale flux can be very significant already on much smaller scales (see [Plunkett *et al.*, 2023](#)). In comparison, for a single-dish such as AtLAST, the maximum detectable angular scale corresponds to the maximum field of view covered by detectors (some flux loss at larger scales is expected due to scanning).

Assuming the peak CGM flux density values derived by the RT modelling (3.8 mJy and 1.34 mJy respectively for the [C II] and [O III] lines), the ALMA Cycle 10 observing tool and the current version of the AtLAST sensitivity calculator⁶ deliver the integration times summarized in [Table 1](#). The goal sensitivities and channel sizes are also

⁶ atlast.uio.no/sensitivity-calculator/

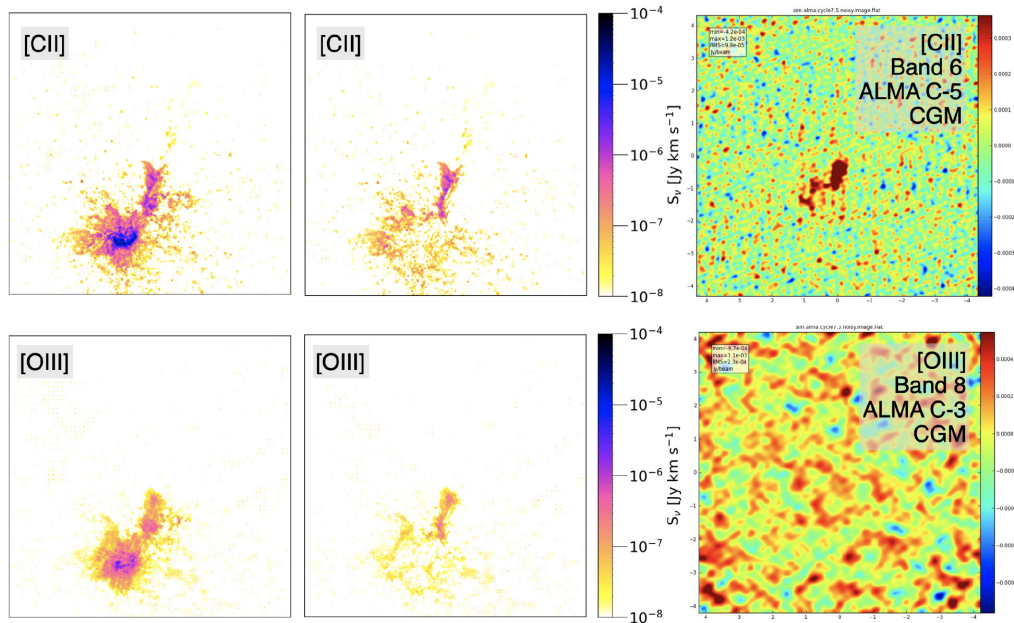


Figure 6. ALMA mock observations of the [C II] (top) and [O III] (bottom) line emissions from the CGM of the `Ponos` galaxy system, obtained with the CASA simulator ([CASA Team *et al.*, 2022](#)). The field of view corresponds to the central 25 kpc region of the simulated galaxy halo (4.4 arcsec at $z=6.5$). The left panels show the total line emissions within the central 50 km s⁻¹ channel. The middle panels show the same map after subtracting the ISM components, corresponding to the CGM-only contribution, which was given as input to the CASA simulator. The right panels show the resulting CASA mocks obtained with integration time set to 10 hours on-source (without overheads). We note the change in orientation of the maps shown in [Figure 4](#). This figure is a modified version of that shown in [Schimek *et al.* \(2024\)](#).

Table 1. On-source time estimates for ALMA and AtLAST observations of the (red-shifted) [C II] (for S/N=10) and [O III] (for S/N=3) line emissions from the CGM based on the simulated star-forming galaxy halo at $z = 6.5$, from Schimek *et al.* (2024).[†] For [O III], a central frequency of 460 GHz instead of 452.4 GHz (the true frequency of [O III] at $z = 6.5$) was used to improve atmospheric transmission and a PWV=0.5 mm is assumed. The comparisons of the on-source times show that the higher surface brightness sensitivity provided by AtLAST in the higher frequency bands can allow for detection of the [O III] emission from the CGM of a high- z galaxy 100 more efficiently than with ALMA, even for relatively compact high- z sources.

Target	AtLAST	ALMA C-1	ALMA C-5
[C II] at 253.4 GHz (S/N=10 on $\Delta\nu = 50 \text{ km s}^{-1}$ channels)	9.7 hours	2 days	3555 days
[O III] at 460 GHz [†] (S/N=3 on $\Delta\nu = 100 \text{ km s}^{-1}$ channels)	2.3 days	211 days	

reported in the table. For ALMA, the table shows values obtained with the most compact configuration (ALMA C-1) and with an intermediate configuration that is commonly adopted to observe the ISM of high redshift galaxies (ALMA C-5) to achieve S/N=10 for [C II] detection. Table 1 clearly shows that, while AtLAST can detect the CGM of a typical $z \sim 6$ galaxy system in both [C II] and [O III] (for the latter, a deep observation is needed), this is an impossible task for ALMA. However, deep integrations with ALMA may still be able to detect high-surface brightness details of the CGM emission, as shown in the CASA mock observations reported in Figure 6, obtained with the CASA simulator by Schimek *et al.* (2024).

4.2 Observing the molecular CGM at $z \sim 0$

Because of computational limitations, cosmological simulations with such a high numerical resolution as P_{ONOS} cannot be evolved down to $z \sim 0$. As an exercise to demonstrate the capabilities of AtLAST to detect the molecular CGM in local galaxies, we artificially shifted the P_{ONOS} simulation to $z = 0.01$. Figure 7 reveals the recovery of the [C I] ($^3P_2 - ^3P_1$) (hereafter, [C I](2-1)) line emission in the CGM component⁷ after 10-hours on source with ALMA and AtLAST, under the hypothesis that the simulated galaxy has $z = 0.01$. The figure demonstrates clearly that molecular CGM observations with ALMA, especially using high-frequency tracers such as the [C I] (2-1) line, are extremely challenging for local galaxies due to their larger angular sizes, even for a relatively compact source such as the simulated P_{ONOS} galaxy, and even when the most compact array configuration is used. Our simplified AtLAST mock⁸ shows promising results for this science goal.

5 Technical requirements for AtLAST

Pilot studies done with other telescopes (APEX, ALMA, ACA, ATCA, etc, see summary in Section 2), despite being

severely affected by technical limitations, show a clear signature of very extended cold atomic and molecular gas emission around galaxies at all cosmic epochs, which AtLAST could study. The technical requirements needed to achieve the scientific goals of the CGM science case are detailed below and summarised in Table 2.

(I) Need for a 50-m single dish

The CGM investigation requires a large aperture single dish as opposed to an interferometer due to the nature of the low surface brightness emission, which is extended and diffuse, at any redshift (Figure 6) but especially for nearby galaxies (Figure 7). Nyquist-sampled single-dish maps are indispensable for “filling in” the central (u,v) hole in the Fourier plane that characterises interferometric measurements. Without the addition of single-dish observations, there is the danger of missing up to 70% of the flux or more (Plunkett *et al.*, 2023), and the missing flux affects spectroscopy as well as imaging on scales as small as a few times the synthesised beam (Hacar *et al.*, 2018). The loss of large angular scales in interferometric observations is an obstacle to the detection of the faintest and most diffuse components of the cold CGM, i.e. the sub-mm counterparts of the $\sim 100 \text{ kpc}$ - long streams and filaments revealed by HI observations (see Section 2, and de Blok *et al.*, 2018; Lucero *et al.*, 2015) and of the large Ly α nebulae that can now be easily studied with optical telescopes equipped with integral field units (e.g. Borisova *et al.*, 2016; Cai *et al.*, 2019)

The small synthesised beams of interferometers, especially at sub-mm frequencies, lose the total signal (the flux) and break it into too many resolution elements, or even resolve it out completely, hence impeding the detection of diffuse CGM. The cold CGM, even when detected (at low S/N) thanks to few dedicated pilot studies conducted with the currently available interferometers, often appears as disconnected low S/N ‘blobs’ (as a result of the small Gaussian beam and sparsely filled Fourier plane), whose interpretation can be uncertain hence slowing down scientific progress. The limited angular resolution offered by a single dish is not a major concern for this science case, because the most interesting (and elusive) CGM

⁷ The morphology of the CGM is the same as shown in Figure 6 in [C II] and [OIII]

⁸ We note that a proper AtLAST mock tool for multi-beam heterodyne observations has not been developed yet, while a continuum mock tool has been recently released by van Marrewijk *et al.* (2024).

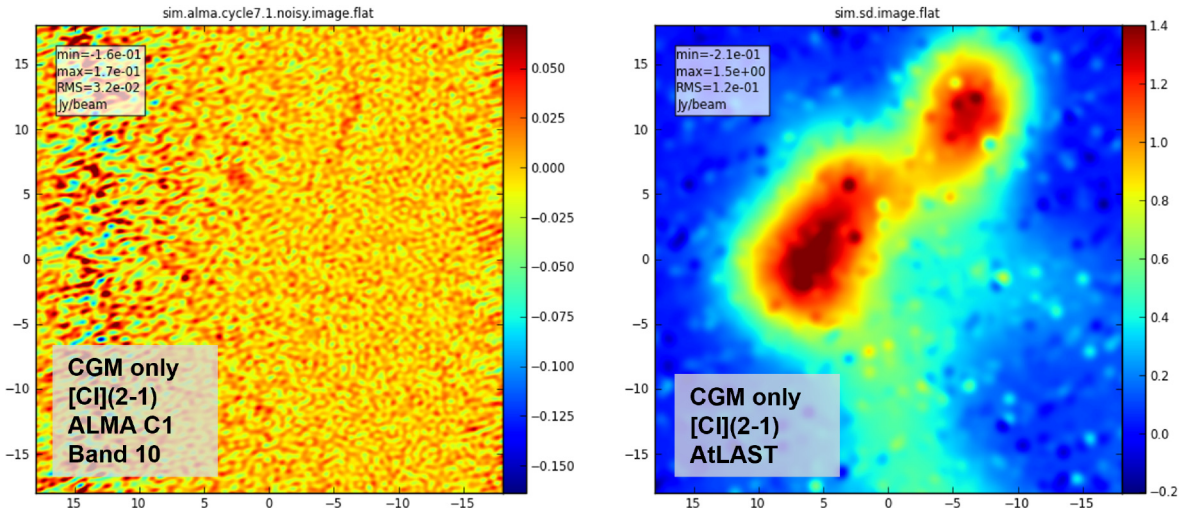


Figure 7. Mock observations of the [C I] line emission from the CGM of a Ponnos-like galaxy at $z = 0.01$, obtained with the CASA simulator (CASA Team *et al.*, 2022). The morphology of the input image is similar to that of the source shown in the central panels of Figure 6, with the difference that the system has been artificially shifted to $z = 0.01$, and so has a larger angular size (while keeping the same physical size). The observed frequency is 801.326 GHz, which falls within the ALMA Band 10 range. The left panel shows the results obtained with ALMA in configuration C-1 (synthesised beam $0.53'' \times 0.38''$, pixel size is $0.05''$), with a 10-hour on-source time. The right panel shows a simplified AtLAST mock observation (angular resolution of $1.96''$) produced by tweaking the CASA simulator to mock a 50-m single dish and using a 10-hour on-source time per beam to mimic a multi-beam heterodyne receiver.

structures are diffuse (cosmic streams, out-flows, tails), and any unresolved source detected with a single dish can be later followed up with an interferometer that can access the same portion of the sky.

The *too good* angular resolution of interferometric facilities (without good sensitivity to diffuse emission) is not only a major concern for local galaxy studies, but it also precludes progress at high- z . The exercise shown in Figure 6 and Table 1 demonstrate that, for a typical star-forming galaxy system at $z \sim 6$ with a compact projected CGM size of a few arcsec, ALMA would still struggle to image the CGM emission in its two most luminous tracers ([C II] $158\mu\text{m}$ and [O III] $88\mu\text{m}$). The ALMA [C II] image after 10 hours of integration (Figure 6) would recover only the brightest CGM features, hence missing the full picture.

The large aperture of 50 m is a key requirement for CGM science not only because of the sensitivity it provides, which is essential for this science but also because it would provide the (so far, missing) fundamental complement to ALMA, enabling the much-needed overlap in short uv baselines required for a proper ALMA and single-dish data combination. Placing AtLAST close to ALMA, on the Chajnantor Plateau in Chile, would grant access to its same portion of the sky which is ideal for ALMA follow-ups of the AtLAST-detected point sources, and it would allow ALMA + SD data combination (See also Section 6.1) At present, the four designated single-dish telescopes of ALMA that should provide total power (TP) measurements for the

12m and/or the 7m array are inadequate for extragalactic studies because of their poor sensitivity (they cannot detect the faint features for which we need the sensitivity of ALMA) and poor performance in terms of atmospheric correction (Manolidou *et al.*, 2023, ESO Internship Report, Priv. communication).

(II) Need for a large field of view

For a single-dish telescope, the maximum recoverable scale is set by the maximum portion of the field of view filled with detectors. As discussed in Section 2, depending on the type of sources and redshift, the extent of faint CGM can reach a few arcminutes and even a few degrees. Degree-scale structures are most relevant for Local Group objects and the Milky Way. Therefore, we recommend a FoV of 1 degree which will enable CGM science at all redshifts and comparison of the evolution of CGM structures across cosmic times and connect it with our galaxy evolution theory.

(III) Sub-mm capabilities

Being able to detect multiple tracers of the CGM in the same source is essential to study the physical properties of the gas, its density, temperature, metal content (and the CO-to- H_2 conversion factor), and so its origin. Given the wide range of redshifts (from $z = 0$ to $z = 10$) that is of interest for the CGM science case, a telescope with sub-mm (e.g. $\lambda < 600 \mu\text{m}$) capabilities would have crucial access to the most promising (because expected to be brightest, see Figure 4 and Figure 5) gas tracers of the cold CGM in a larger volume of the Universe, such as the

Table 2. Summary of technical requirements for the CGM case study. [†] Because of the faintness of CGM features, we do not consider polarization products. However, SOFIA observations of local galaxies such as the Antennae merger detected polarised dust emission on scales of several kpc (Lopez-Rodriguez *et al.*, 2023), hence showing that polarimetry on CGM scales is indeed a promising future avenue. We refer to the companion AtLAST case study on nearby galaxies by Liu *et al.* (2024, in prep.) for the polarimetry requirements. [‡] For extragalactic studies. As noted in the text, a higher spectral resolution is needed for the MS and the CGM of Local Group sources.

Parameters	Requirements
Band	ALMA Bands 1 to 10
Polarisation products [†]	N/A
Observations	Mostly line, but continuum should be considered too
Mapping type	heterodyne arrays or high-spectral res IFUs
Observing mode	targeted (PI-driven science)
Central Frequency	redshifted frequencies of various FIR and sub-mm tracers
Total Bandwidth	8 GHz (contiguous)
Spectral resolution	$\lesssim 5 - 10 \text{ km s}^{-1}$ [‡]
Number output channels	same as native spectral resolution
Angular resolution	a few arcsec
Mapped image size	A few degrees for most targets, except for the MS (20 deg \times 100 deg)
Peak flux densities	\sim mJy/beam, depending on target
I rms	tens of μ Jy/beam
Q rms [†]	N/A
U rms [†]	N/A
V rms [†]	N/A
Polarised peak flux density [†]	N/A
Polarised fraction [†]	N/A
Dynamic range	high
Absolute flux calibration	10-20%
Integration time	from a few hours to 100s of hours
Additional requirements	stable spectral baselines

atomic carbon ([C I]) lines at rest-frame $609.135\mu\text{m}$ and $370.415\mu\text{m}$, the [C II] line at $158\mu\text{m}$, and [O III] at $88\mu\text{m}$. The atomic carbon lines for example can probe CO-dark H_2 reservoirs (e.g., Lada & Blitz, 1988; van Dishoeck & Black, 1988; Wolfire *et al.*, 2010) expected to trace diffuse CGM components affected by the UV background and by Cosmic Rays. The accessible lines at different redshifts are shown in Figure 8. For these reasons, AtLAST needs to be located in a high dry site and needs to have a high surface accuracy to access the sub-mm window.

(IV) Instrumentation requirements

CGM science would benefit the most when simultaneous imaging and spectroscopy capabilities, hence focal plane

arrays of heterodyne detectors, are implemented on AtLAST. Concerning the limited window to observe high-frequency observations throughout the year even at high altitudes (based on the statistics of current ALMA observations), simultaneous observations at different frequency ranges would make the observations more efficient. Simultaneous multi-band observations (e.g. Band 6 and Band 7) would enable targeting multiple lines in the same long exposure, hence they would produce a substantial scientific gain for the most time-consuming CGM observations.

A wide simultaneous bandwidth of a minimum of 4 GHz and, preferably, 8 GHz is needed. CGM emission lines in extragalactic sources are expected to be broad ($\sim 1000 \text{ km s}^{-1}$

or higher, e.g. [Cicone et al., 2014](#); [Cicone et al., 2021](#)), and sampling a sufficient number of adjacent spectral channels to perform a proper baseline subtraction is essential for this science. The stricter requirement of 8 GHz is especially important for high-frequency receivers, since at 900 GHz, a bandwidth of 4 GHz corresponds to only $\sim 1300 \text{ km s}^{-1}$, which is not enough to cover a broad extragalactic CGM line and its adjacent continuum. This is particularly true for observation where also companion galaxies at different redshifts contribute to the overall signal, or where multiple lines of interest fall in the band (notably [C I](2-1) $370.415 \mu\text{m}$ and CO(7-6) $371.647 \mu\text{m}$). Wide bandwidth is also important for local sources such as the MS, for which the velocity gradient across the MS could broaden the emission lines can be shifted by several $\sim 100 \text{ km s}^{-1}$ with respect to the systemic velocity. We note that this particular science case does not benefit from huge bandwidths (wider than 8 GHz), because the transitions that are bright enough for CGM studies are few and they are not clustered in frequency.

A wide tuning range within each band can be crucial for specific targets. One salient example is the case of the

Spiderweb protocluster discussed in [Section 2](#) (see also [Figure 8](#)), whose particular redshift means its (bright) [C II] emission line is outside of the allowed ALMA Band 9 frequency range, but within the allowed APEX SEPIA Band 9 frequency range ([De Breuck et al., 2022](#)).

The spectral resolution needs to be of at least $5\text{--}10 \text{ km s}^{-1}$ for extragalactic studies. A higher spectral resolution of $0.1\text{--}0.2 \text{ km s}^{-1}$ could benefit the study of gas dynamics in the CGM of Local Group sources, such as the MS, but is not necessary for the study of the extragalactic CGM on which this paper focuses on (see, e.g., [Cicone et al., 2021](#) for observational example and [Schimek et al., 2024](#) for simulation).

In addition, CGM science requires stable spectral baselines. Because of the faint and broad nature of CGM emission lines, systematic effects due to baseline instabilities would not only conspire to create false positive detections (or false negative) in the presence of low-frequency standing waves, but they would also prevent the S/N from scaling with channel size and integration time according to the radiometer equation ($S/N \propto \sqrt{\Delta\nu \cdot \Delta t}$), hence nullifying the benefit

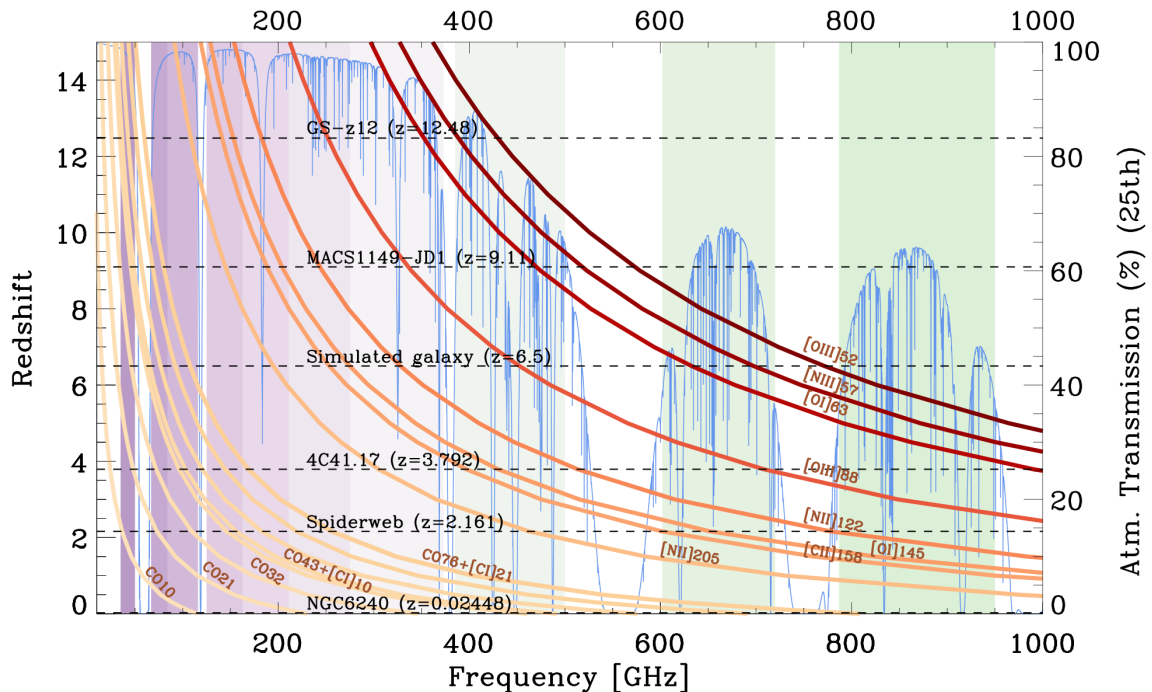


Figure 8. Evolution of the observed frequency of the brightest sub-mm and far-infrared emission lines (orange/brown lines) as they get redshifted into the sub-mm bands at different redshift values. The blue spectrum in the background shows the top quartile of the atmospheric transmission at the Chajnantor Plateau (about 5100 metres above sea level, derived using the atmospheric am code, [Paine, 2019](#)), where the corresponding transmission is reported on the y-axis on the right. The coloured vertical bands correspond to the ALMA bands (from Band 1 to Band 10). The horizontal dashed lines indicate the redshifts of a few sources discussed in the paper, and of two additional high- z galaxies from the literature ([D'Eugenio et al., 2023](#); [Hashimoto et al., 2018](#)). This plot demonstrates the importance of a broad wavelength coverage for the CGM science case, and it highlights how crucial the high-frequency bands are to observe the brightest tracers of the cold CGM in galaxies at $z > 1$.

of long integration and stacking analyses. An internal wobbler solution such as that suggested by R. Hills in a dedicated AtLAST memo⁹ would be recommended for this science case. We note that, although this solution may be possible only for a smaller FoV instrument (and not for the full 1–2 degrees FoV of AtLAST), this would not be a major issue, since the stable spectral baselines are most critical for high- z CGM observations, where lines are broad and one beam collects the signal from regions that correspond to several physical kpc. We also note that, in the future, fast scanning with multi-beam receivers may be enough to deliver the flat baselines needed for this science (see [Mroczkowski et al., 2024](#)).

(V) A note on continuum observations

Although this paper focuses on gas tracers, for completeness, we note that complementary continuum observations with AtLAST are needed to infer the dust content, its temperature and properties. Without this key information not only the level of star formation in the CGM of galaxies cannot be derived but also we miss the total energy budget needed to constrain the models. Such continuum observations can also detect star formation activity from small satellites, and so help de-blend true CGM components from the ISM of small companions. Whereas line emission is kinematically resolved across channels (with typically only a fraction of the emission covering a single channel), continuum emission is not, hence the limitation of interferometers to recover widespread emission is even more severe for continuum observations. Sub-mm polarimetry is also a promising avenue for tracking magnetic fields from ISM to CGM scales in both local and high- z galaxies ([Geach et al., 2023](#); [Lopez-Rodriguez et al., 2023](#)), and we refer to the companion AtLAST case study by [Liu et al. \(2024; submitted\)](#) for an in-depth discussion.

(VI) Operational requirements

Granting observing time to individual PIs (e.g. through a proposal selection process) is crucial for this science case since it cannot be performed via general-purpose surveys as it has specific requirements, which can change for different targets and redshifts. Depending on the target properties (redshift, line luminosity, angular size) and the transition of choice, CGM science can be pursued through PI-driven programs that range from small projects (10 hours or less of observations) for local sources and bright sources at $z \sim 2$ such as cid_346 or the Spiderweb ([Cicone et al., 2021](#); [Emonts et al., 2018b](#)), up to large programmes of several 100s of hours, for example for a survey of the central portion of the MS (20 deg \times 100 deg), which is the main CGM component of the Milky Way.

Given the long integration times, granting the PI the possibility to interact with the observers, check the quality of the data while being taken and, in case, refine the observing strategy, can help maximise the scientific output.

Calibration of the data may be performed through standard procedures, however, given the faint nature of the CGM signature, PIs may want to reanalyse the data themselves and clean the data from scans that are affected by baseline issues. A tool to check and record automatically the quality of the spectral baselines would be useful for this science.

The technical setup proposed to address this transformational science case is unique to a facility such as AtLAST, as it is unparalleled by any other planned or current facility. We provide the summary of the technical requirements in [Table 2](#).

6 Synergy with other facilities

6.1 Single-dish and interferometric data combination for a proper ISM subtraction and cold gas cycle study

The synergy between current sub-mm interferometers and AtLAST is undeniable. Interferometry is more sensitive to denser, compact emissions from the ISM, and so can be used to perform a proper subtraction of ISM components from any AtLAST observation where ISM and CGM are blended. To first order, AtLAST will measure the contribution of the CGM by investigating the curve of growth and the changes in spectral line shapes with different aperture sizes. However, when combined AtLAST and interferometric observations are obtained, they can place solid constraints on each contribution in the emission line. For example, [Cicone et al. \(2021\)](#) demonstrated how such constraints can be obtained based on the ACA and ALMA main array. We expect more robust measurements to be obtained with AtLAST and the existing/future interferometries.

Further, when both observations are combined, as we envisaged in the introduction, we anticipate the entire baryonic cycle can be finally mapped both spatially and kinematically. Sensitive mapping of a few systems will guide us on how the cold gas cycle operates from 100s kpc to less than 1 kpc. In this regard, confirming the kinematic connection between the cold CGM and ISM will be essential and this is only possible when both observations are obtained; to some extent, we may be able to see some signature of non-circular motions from the CGM emission, which may trace the cold accretion into the galactic discs. Therefore, there is great excitement about completing the full baryonic cycle (see also below) with a great potential of synergies with (upgraded) currently existing sub-mm interferometry.

6.2 Multi-phase CGM

As described in the earlier sections, the CGM has an imprint of past accretion and feedback, making it by nature multi-phase. Therefore, constraining the individual budget (mass and metallicity) of each gas phase (cold/warm/hot/neutral/ionised), their distribution, and understanding their interplay is the ultimate synergy with current/future facilities at different wavelengths. In the following, we briefly describe how individual probes are interconnected and provide examples of instruments.

⁹ AtLAST memo by R. Hills on the Internal Wobbler solution

Warm-hot intergalactic medium (WHIM): AtLAST, X-ray missions – XRISM, Athena, LEM. The warm-hot intergalactic medium (WHIM) can be probed via direct detection of absorption lines in restframe UV/Xray and in the continuum of the hot CGM plasma (Mathur, 2022; Nicastro *et al.*, 2023) and via indirect detection exploiting the Sunyaev-Zeldovich (SZ) effect. While direct detection is extremely challenging to achieve at large redshift even with future facilities (because of lack of sensitivity or small field of view), the SZ effect, being redshift independent is a very powerful tool (see Di Mascolo *et al.* (2024; submitted), for future role of AtLAST in this respect).

The current JAXA/NASA mission, X-Ray Imaging and Spectroscopy Mission (XRISM; Tashiro *et al.*, 2020)¹⁰ with a soft X-ray spectrometer with 5 – 7 eV resolution calorimeter may combine high-resolution and large effective area and help to open a new window on CGM science. The X-ray Integral Field Unit (XIFU) on board Athena (Barcons *et al.*, 2012)¹¹ has high spectral resolution and large area, making it well-suited for the studies of the warm-hot CGM, targeting the O VII $K\alpha$ and $K\beta$ and the O VIII lines, despite being not suitable for CGM studies in the nearby Universe.

The Line Emission Mapper (LEM; Kraft *et al.*, 2022)¹² concept, prepared for the NASA 2023 Astrophysics Probes call for proposals, foresees a large-area X-ray integral field unit, which will effectively map the soft X-ray line emission at a spectral resolution of 1–2 eV and make it possible to separate the faintest emission lines from the bright Milky Way foreground. The combination of effective area and the field of view solid angle will allow mapping of faint extended objects with sizes comparable to or greater than the field of view, such as nearby galaxies, clusters, and their CGMs.

The possibility of probing the SZ effect and X-ray emission down to a low halo mass regime (such as in a group-like environment, protoclusters, and massive galaxies) and CGM science, allowed by AtLAST, will open a window to connect the cosmic large-scale structure and smaller-scale galactic environment, by informing us of the impact of AGN on a larger scale. In a well-mixed CGM and IGM, the WHIM could spatially coincide with the cold CGM or impact the properties of cold CGM. In this regard, probing spatial scales and metallicities of each component will be key to understanding the baryon mixing and the spatial extent of physical mechanisms in the play. This will be a fundamental step forward in our understanding of galaxy evolution probing a wide range of spatial scales

and across cosmic history. We refer readers to our companion paper on the perspective of SZ (and X-ray synergy) for further details (Di Mascolo *et al.*, 2024, submitted).

The warm CGM: KCWI/Keck, MUSE/VLT, Blue-MUSE/VLT, ELT and GMT. The warm and ionised CGM, extended over several tens or hundreds of kpc, is now frequently detected around bright quasars at all redshifts probed so far thanks to sensitive IFUs with large FoV such as MUSE/VLT (Bacon *et al.*, 2010) and KCWI/Keck (Morrissey *et al.*, 2018) e.g., Arrigoni Battaia *et al.* (2019); Borisova *et al.* (2016); Cai *et al.* (2019); Farina *et al.* (2019); Fossati *et al.* (2021); Johnson *et al.* (2022). The high Ly α surface brightness and the low HeII1640 over Ly α (or H α) ratio of these nebulae suggest the presence of a multiphase CGM with high densities and/or broad density distributions, whose origin and properties are still poorly constrained (Cantalupo *et al.*, 2019). In addition, although fainter and with smaller extension, UV and optical emission are also detected around intermediate and high-redshift galaxies (Dutta *et al.*, 2023; Leclercq *et al.*, 2022; Wisotzki *et al.*, 2016). By combining the optical/UV emission lines from the warm CGM with the far-infrared extended emission that will be obtained with AtLAST, we will be able for the first time to directly constrain the density distribution of the warm and cold CGM component using newly developed photo-ionisation models. Moreover, the IFU data and AtLAST will provide a direct image of the morphology and spatial distribution of the multiphase CGM, together with kinematic information. New facilities, such as BlueMUSE on VLT (Richard *et al.*, 2019b) and the 30/40m class ground-based large opt/NIR telescopes like the Extremely Large Telescope (ELT)¹³, which will be available at the same time as the proposed AtLAST, will extend the wavelength range for which comparisons can be made and will provide higher spatial resolution and sensitivity. In particular, the installation of BlueMUSE/VLT will allow us to map lower redshift structures in Ly α and provide a larger FoV than currently available with MUSE/VLT.

Cold CGM in HI and magnetic fields: MeerKAT and SKAO. The atomic hydrogen (H I) in the CGM can be investigated by MeerKAT and SKAO with better sensitivity. The H I probe will be mainly driven by nearby, extragalactic communities where the direct detection of H I emission and mapping out large areas of the sky is possible with exquisite sensitivity. The combined studies of H I and molecular gas, the latter probed by AtLAST, will offer insights into the fate of neutral/molecular gas from the large-scale structure (being part of the IGM) onto the galaxy for a complete view of the entire cold CGM flows. Without lensing or statistical analyses, like stacking, studies of atomic hydrogen in the distant universe will be complemented by AtLAST by mapping [C II] emissions that

¹⁰ <https://xrism.isas.jaxa.jp/en/>

¹¹ <https://www.the-athena-x-ray-observatory.eu/en>

¹² <https://www.lem-observatory.org/>

¹³ <https://elt.eso.org/>

may be instead used as a probe of H I in a distant universe. The magnetic fields probed by radio continuum emissions can further help to understand the origin of the observed gas dynamics in the CGM (whether this is driven by turbulence made by the magnetic field in the CGM/IGM, e.g., [Hu et al., 2023](#)).

Cold CGM by low CO transitions: Next-generation VLA (ngVLA). Millimetre studies with the next-generation VLA (1.2–116 GHz) will trace the low- J transitions of CO, which are a critical complement to the high- J CO and [C I]/[C II] lines accessible to AtLAST. By tracing the spectral line energy distribution (SLED), one can derive accurate masses, excitation conditions, and carbon abundances in the molecular CGM at any redshift. At $z > 4$, the low- J transitions are significantly dimmed due to the increasing temperature of the Cosmic Microwave Background (CMB), hence the emission from the CGM may be suppressed (e.g., [da Cunha et al., 2013](#); [Zhang et al., 2016](#)). Operating at higher frequencies, AtLAST will play a key role in measuring gas masses from high- J CO (using a SLED) or using [C I]/[C II] at the highest redshifts. Because the ngVLA operates at lower mm frequencies than AtLAST, widespread emission in the CGM is less likely resolved out and thus detectable with the compact interferometric array configuration of the ngVLA's central core ([Emonts et al., 2018a](#)). The current VLA (in the North) and ALMA (in the South) have observed the same targets from $\text{dec} = -26^\circ$ (Spiderweb) to $+40^\circ$ (4C 41.17), therefore half the sky will be accessible to the powerful combination of ngVLA and AtLAST for investigating the physical properties of the molecular CGM.

7 Summary

We addressed the need for a new 50-m large FoV sub-mm observatory in the Atacama desert in Chile, called AtLAST, by focussing on the scientific case of probing the (so far, hidden) cold phase of the CGM. Current theoretical and experimental constraints on the properties of galaxies imply that a significant amount of gas mass is placed beyond the scales of the ISM and within the virial radii of

galaxies, at all cosmic epochs. Such a component, which we define as CGM, is the same reservoir that feeds galaxies through accretion and is at the same time altered by the internal feedback mechanisms at work in galaxies. From the current constraints of observations ([Section 2](#)) and simulations ([Section 3](#)), an emerging picture is that a fraction of the CGM would be in the form of cold gas ($T \leq 10^4$ K) which, because of its low surface brightness and large angular extent, it is consistently missed by currently available sub-mm facilities. Further, the multi-phase nature of the CGM requires targeting multiple emission lines to pin down its physical properties.

All of these call for a sensitive (a large aperture) sub-mm single dish telescope with the capability of a large field of view (~ a degree) and moderately high spectral resolution.

The synergy with other current/upcoming facilities at other wavelengths is also highly anticipated to complete the full picture of the multi-phase nature. Studying the cold phase CGM with the capabilities allowed by AtLAST will be the next groundbreaking science in understanding galaxy evolution.

Ethics and consent

Ethical approval and consent were not required.

Data availability

No data are associated with this article.

Software availability

The calculations used to derive integration times for this paper were done using the AtLAST sensitivity calculator, a deliverable of the Horizon 2020 research project “Towards AtLAST”, and available from [this link](#).

The CASA simulator is available as part of the Common Astronomy Software Applications (CASA; [CASA Team et al., 2022](#)), an open-source software. Source code is available from: https://casa.nrao.edu/casa_obtaining.shtml

License: General Public License.

References

Anderson ME, Bregman JN: **Do hot halos around galaxies contain the missing baryons?** *Astrophys J.* 2010; **714**(1): 320.

[Publisher Full Text](#)

Appleton PN, Guillard P, Boulanger F, et al.: **Shock-enhanced C⁺ emission and the detection of H₂O from the Stephan's Quintet group-wide shock using Herschel*.** *Astrophys J.* 2013; **777**(1): 66.

[Publisher Full Text](#)

Appleton PN, Guillard P, Emonts B, et al.: **Multiphase gas interactions on subarcsec scales in the shocked intergalactic medium of Stephan's Quintet with JWST and ALMA.** *Astrophys J.* 2023; **951**(2): 104.

[Publisher Full Text](#)

Appleton PN, Guillard P, Togi A, et al.: **Powerful H₂ line cooling in Stephan's Quintet. ii. group-wide gas and shock modeling of the warm H₂ and a comparison with [C II] 157.7 μm emission and kinematics.** *Astrophys J.* 2017; **836**(1): 76.

[Publisher Full Text](#)

Appleton PN, Xu KC, Reach W, et al.: **Powerful high-velocity dispersion molecular hydrogen associated with an intergalactic shock wave in Stephan's Quintet.** *Astrophys J.* 2006; **639**(2): L51.

[Publisher Full Text](#)

Arata S, Yajima H, Nagamine K, et al.: **Starbursting [O III] emitters and quiescent [C II] emitters in the reionization era.** *Mon Not R Astron Soc.* 2020;

498(4): 5541–5556.

[Publisher Full Text](#)

Arrigoni Battaia F, Hennawi JF, Prochaska JX, et al.: **QSO MUSEUM I: a sample of 61 extended Ly α -emission nebulae surrounding $z \sim 3$ quasars.** *Mon Not R Astron Soc.* 2019; **482**(3): 3162–3205.

[Publisher Full Text](#)

Bacon R, Accardo M, Adjali L, et al.: In: *Society of Photo-Optical Instrumentation Engineers (SPIE) conference series*. Ground-based and Airborne Instrumentation for Astronomy III, ed. I. S. McLean, S. K. Ramsay, & H. Takami, 2010; **7735**: 773508.

Bailin J, Bell EF, Chappell SN, et al.: **The resolved stellar halo of NGC 253.** *Astrophys J.* 2011; **736**(1): 24.

[Publisher Full Text](#)

Balogh ML, Pearce FR, Bower RG, et al.: **Revisiting the cosmic cooling crisis.** *Mon Not R Astron Soc.* 2001; **326**(4): 1228–1234.

[Publisher Full Text](#)

Barcons X, Barret D, Decourchelle A, et al.: **Athena (Advanced Telescope for High ENergy Astrophysics) assessment study report for ESA cosmic vision 2015-2025.** *arXiv eprints.* 2012; arXiv: 1207.2745.

[Publisher Full Text](#)

Bauer M, Pietsch W, Trinchieri G, et al.: **XMM-Newton observations of the diffuse X-ray emission in the starburst galaxy NGC 253.** *Astron Astrophys.* 2008; **489**(3): 1029–1046.

[Publisher Full Text](#)

Bischetti M, Maiolino R, Carniani S, et al.: **Widespread QSO-driven outflows in the early Universe.** *Astron Astrophys.* 2019a; **630**: A59.

[Publisher Full Text](#)

Bischetti M, Piconcelli E, Feruglio C, et al.: **The gentle monster PDS 456. Kiloparsec-scale molecular outflow and its implications for QSO feedback.** *Astron Astrophys.* 2019b; **628**: A118.

[Publisher Full Text](#)

Borisova E, Cantalupo S, Lilly SJ, et al.: **Ubiquitous giant Ly α nebulae around the brightest quasars at $z \sim 3.5$ revealed with MUSE.** *Astrophys J.* 2016; **831**(1): 39.

[Publisher Full Text](#)

Boselli A, Cortese L, Boquien M, et al.: **Cold gas properties of the *Herschel* reference survey. III. molecular gas stripping in cluster galaxies.** *Astron Astrophys.* 2014; **564**: A67.

[Publisher Full Text](#)

Braun R, Thilker DA: **The WSRT wide-field H I survey. II. Local Group features.** *Astron Astrophys.* 2004; **417**: 421–435.

[Publisher Full Text](#)

Bregman JN, Anderson ME, Miller MJ, et al.: **The extended distribution of baryons around galaxies.** *Astrophys J.* 2018; **862**(1): 3.

[Publisher Full Text](#)

Butsky IS, Nakum S, Ponnada SB, et al.: **Constraining cosmic ray transport with observations of the circumgalactic medium.** *Mon Not R Astron Soc.* 2023; **521**(2): 2477–2483.

[Publisher Full Text](#)

Cai Z, Cantalupo S, Prochaska JX, et al.: **Evolution of the cool gas in the circumgalactic medium of massive halos: a Keck Cosmic Web Imager survey of Ly α emission around QSOs at $z = 2$.** *ApJS.* 2019; **245**(2): 23.

[Publisher Full Text](#)

Cantalupo S, Pezzulli G, Lilly SJ, et al.: **The large- and small-scale properties of the intergalactic gas in the slug Ly α nebula revealed by MUSE He II emission observations.** *Mon Not R Astron Soc.* 2019; **483**(4): 5188–5204.

[Publisher Full Text](#)

Carniani S, Ferrara A, Maiolino R, et al.: **Missing [C II] emission from early galaxies.** *Mon Not R Astron Soc.* 2020; **499**(4): 5136–5150.

[Publisher Full Text](#)

CASA Team, Bean B, Bhatnagar S, et al.: **CASA, the Common Astronomy Software Applications for Radio astronomy.** *Publ Astron Soc Pac.* 2022; **134**(1041): 114501.

<http://www.doi.org/10.1088/1538-3873/ac9642>

Castignani G, Combes F, Salomé P: **Environmental processing in cluster core galaxies at $z = 1.7$.** *Astron Astrophys.* 2020a; **635**: L10.

[Publisher Full Text](#)

Castignani G, Pandey-Pommier M, Hamer SL, et al.: **Molecular gas in CLASH brightest cluster galaxies at $z \sim 0.2 - 0.9$.** *Astron Astrophys.* 2020b; **640**: A65.

[Publisher Full Text](#)

Castignani G, Radovich M, Combes F, et al.: **Star-forming and gas-rich brightest cluster galaxies at $z \sim 0.4$ in the Kilo-Degree survey.** *Astron Astrophys.* 2022; **667**: A52.

[Publisher Full Text](#)

Chen CC, Arrigoni Battaia F, Emonts BHC, et al.: **A multiwavelength study of ELAN Environments (AMUSE 2): detection of a dusty star-forming galaxy within the enormous Ly α nebula at $z=2.3$ sheds light on its origin.** *Astrophys J.* 2021; **923**(2): 200.

[Publisher Full Text](#)

Chen Z, Dannerbauer H, Lehnert MD, et al.: **COALAS II. extended molecular gas reservoirs are common in a distant, forming galaxy cluster.** *Mon Not R Astron Soc.* 2024; **527**(3): 8950–8972.

[Publisher Full Text](#)

Cheng C, Xu CK, Appleton PN, et al.: **Deep H I mapping of stephan's quintet and its neighborhood.** *Astrophys J.* 2023; **954**(1): 74.

[Publisher Full Text](#)

Cicone C, Brusca M, Ramos Almeida C, et al.: **The largely unconstrained multiphase nature of outflows in AGN host galaxies.** *Nat Astron.* 2018a; **2**: 176–178.

[Publisher Full Text](#)

Cicone C, Mainieri V, Circosta C, et al.: **SUPER. VI. a giant molecular halo around a $z=2$ quasar.** *Astron Astrophys.* 2021; **654**: L8.

[Publisher Full Text](#)

Cicone C, Maiolino R, Gallerani S, et al.: **Very extended cold gas, star formation and outflows in the halo of a bright quasar at $z > 6$.** *Astron Astrophys.* 2015; **574**: A14.

[Publisher Full Text](#)

Cicone C, Maiolino R, Sturm E, et al.: **Massive molecular outflows and evidence for AGN feedback from CO observations.** *Astron Astrophys.* 2014; **562**: A21.

[Publisher Full Text](#)

Cicone C, Severgnini P, Papadopoulos PP, et al.: **ALMA [C I] 3 P $_{1-0}$ observations of NGC 6240: a puzzling molecular outflow, and the role of outflows in the global α_{CO} factor of (U)LIRGs.** *Astrophys J.* 2018b; **863**: 143.

[Publisher Full Text](#)

Circosta C, Mainieri V, Lamperti I, et al.: **SUPER-IV. CO(J = 3–2) properties of active galactic nucleus hosts at cosmic noon revealed by ALMA.** *Astron Astrophys.* 2021; **646**: A96.

[Publisher Full Text](#)

Circosta C, Mainieri V, Padovani P, et al.: **SUPER. I. toward an unbiased study of ionized outflows in $z \sim 2$ active galactic nuclei: survey overview and sample characterization** *Astron Astrophys.* 2018; **620**: A82.

[Publisher Full Text](#)

Cluver ME, Appleton PN, Boulanger F, et al.: **Powerful H2 line cooling in Stephan's quintet. I. mapping the significant cooling pathways in group-wide shocks.** *Astrophys J.* 2010; **710**(1): 248.

[Publisher Full Text](#)

Colbert EJM, Wilson AS, Bland-Hawthorn J: **The radio emission from the ultraluminous far-Infrared galaxy NGC 6240.** *Astrophys J.* 1994; **436**: 89.

[Publisher Full Text](#)

Contursi A, Poglitsch A, Graciá Carpio J, et al.: **Spectroscopic FIR mapping of the disk and galactic wind of M 82 with *Herschel*-PACS.** *Astron Astrophys.* 2013; **549**: A118.

[Publisher Full Text](#)

Costa T, Arrigoni Battaia F, Farina EP, et al.: **AGN-driven outflows and the formation of Ly α nebulae around high- z quasars.** *Mon Not R Astron Soc.* 2022; **517**(2): 1767–1790.

[Publisher Full Text](#)

Crain RA, McCarthy IG, Frenk CS, et al.: **X-ray coronae in simulations of disc galaxy formation.** *Mon Not R Astron Soc.* 2010; **407**: 1403–1422.

[Publisher Full Text](#)

Crain RA, Schaye J, Bower RG, et al.: **The EAGLE simulations of galaxy formation: calibration of subgrid physics and model variations.** *Mon Not R Astron Soc.* 2015; **450**(2): 1937–1961.

[Publisher Full Text](#)

Crain RA, van de Voort F: **Hydrodynamical simulations of the galaxy population: enduring successes and outstanding challenges.** *Ann Rev Astron Astrophys.* 2023a; **61**: 473–515.

[Publisher Full Text](#)

Crain RA, van de Voort F: **Hydrodynamical simulations of the galaxy population: enduring successes and outstanding challenges.** *Ann Rev Astron Astrophys.* 2023b; **61**: 473–515.

[Publisher Full Text](#)

Cresci G, Tozzi G, Perna M, et al.: **Bubbles and outflows: the novel JWST/NIRSpec view of the $z = 1.59$ obscured quasar XID2028.** *Astron Astrophys.* 2023; **672**: A128.

[Publisher Full Text](#)

da Cunha E, Groves B, Walter F, et al.: **On the effect of the cosmic microwave background in high-redshift (sub-)millimeter observations.** *Astrophys J.* 2013; **766**(1): 13.

[Publisher Full Text](#)

Dannerbauer H, Lehnert MD, Emonts B, et al.: **The implications of the surprising existence of a large, massive CO disk in a distant protocluster.** *Astron Astrophys.* 2017; **608**: A48.

[Publisher Full Text](#)

Das S, Sardone A, Leroy AK, et al.: **Detection of the Diffuse H $_2$ Emission in the Circumgalactic Medium of NGC 891 and NGC 4565.** *Astrophys J.* 2020; **898**: 15.

[Publisher Full Text](#)

Davé R, Anglés-Alcázar D, Narayanan D, et al.: **SIMBA: cosmological simulations with black hole growth and feedback.** *Mon Not R Astron Soc.* 2019; **486**(2): 2827–2849.

[Publisher Full Text](#)

de Blok WJG, Walter F, Ferguson AMN, et al.: **A high-resolution mosaic of the neutral hydrogen in the M81 triplet.** *Astrophys J.* 2018; **865**(1): 26.

[Publisher Full Text](#)

De Breuck C, Lundgren A, Emonts B, et al.: **Feeding the spider with carbon.**

[CII] emission from the circumgalactic medium and active galactic nucleus. *Astron Astrophys.* 2022; **658**: L2.

[Publisher Full Text](#)

Dekel A, Sari R, Ceverino D: **Formation of massive galaxies at high redshift: cold streams, clumpy disks, and compact spheroids.** *Astrophys J.* 2009; **703**(1): 785–801.

[Publisher Full Text](#)

Dekel A, Silk J: **The origin of dwarf galaxies, cold dark matter, and biased galaxy formation.** *Astrophys J.* 1986; **303**: 39.

[Publisher Full Text](#)

Dénes H, Kilborn VA, Koribalski BS: **New HI scaling relations to probe the HI content of galaxies via global HI-deficiency maps.** *Mon Not R Astron Soc.* 2014; **444**(1): 667–681.

[Publisher Full Text](#)

D'Eugenio F, Maiolino R, Carniani S, et al.: **JADES: carbon enrichment 350 Myr after the big bang in a gas-rich galaxy.** arXiv e-prints, arXiv: 2311.09908, 2023.

[Publisher Full Text](#)

Di Mascolo L, Saro A, Mroczkowski T, et al.: **Forming intracluster gas in a galaxy protocluster at a redshift of 2.16.** *Nature.* 2023; **615**(7954): 809–812.

[PubMed Abstract](#) | [Publisher Full Text](#) | [Free Full Text](#)

Di Matteo T, Springel V, Hernquist L: **Energy input from quasars regulates the growth and activity of black holes and their host galaxies.** *Nature.* 2005; **433**(7026): 604–607.

[PubMed Abstract](#) | [Publisher Full Text](#)

Di Teodoro EM, McClure-Griffith NM, Lockman FJ, et al.: **Cold gas in the Milky Way's nuclear wind.** *Nature.* 2020; **584**(7821): 364–367.

[PubMed Abstract](#) | [Publisher Full Text](#)

D'Onghia E, Fox AJ: **The magellanic stream: circumnavigating the galaxy.** *Annu Rev Astron Astrophys.* 2016; **54**: 363–400.

[Publisher Full Text](#)

Duc PA, Paudel S, McDermaid RM, et al.: **Identification of old tidal dwarfs near early-type galaxies from deep imaging and H I observations.** *Mon Not R Astron Soc.* 2014; **440**(2): 1458–1469.

[Publisher Full Text](#)

Dunne DA, Webb TMA, Noble A, et al.: **A CO survey of SpARCS star-forming brightest cluster galaxies: evidence for uniformity in BCG molecular gas processing across cosmic time.** *Astrophys J Lett.* 2021; **909**(2): L29.

[Publisher Full Text](#)

Dutta R, Fossati M, Fumagalli M, et al.: **Metal line emission from galaxy haloes at $z = 1$.** *Mon Not R Astron Soc.* 2023; **522**(1): 535–558.

[Publisher Full Text](#)

Efstathiou G: **A model of supernova feedback in galaxy formation.** *Mon Not R Astron Soc.* 2000; **317**(3): 697–719.

[Publisher Full Text](#)

Emonts B, Carilli C, Narayanan D, et al.: **The molecular high- z universe on large scales: low-surface-brightness CO and the strength of the ngVLA Core.** In: *Astronomical Society of the Pacific Conference Series, Science with a Next Generation Very Large Array*. ed. E. Murphy, 2018a; **517**: 587.

[Publisher Full Text](#)

Emonts BHC, Feain I, Röttgering HJA, et al.: **CO(1–0) detection of molecular gas in the massive Spiderweb Galaxy ($z = 2$).** *Mon Not R Astron Soc.* 2013; **430**(4): 3465–3471.

[Publisher Full Text](#)

Emonts BHC, Lehnert MD, Villar-Martín M, et al.: **Molecular gas in the halo fuels the growth of a massive cluster galaxy at high redshift.** *Science.* 2016; **354**(6316): 1128–1130.

[PubMed Abstract](#) | [Publisher Full Text](#)

Emonts BHC, Lehnert MD, Dannerbauer H, et al.: **Giant galaxy growing from recycled gas: ALMA maps the circumgalactic molecular medium of the Spiderweb in [C I].** *Mon Not R Astron Soc: Lett.* 2018b; **477**(1): L60–L65.

[Publisher Full Text](#)

Emonts BHC, Lehnert MD, Yoon I, et al.: **A cosmic stream of atomic carbon gas connected to a massive radio galaxy at redshift 3.8.** *Science.* 2023; **379**(6639): 1323–1326.

[PubMed Abstract](#) | [Publisher Full Text](#)

Evans CJ, Barbuy B, Castilho B, et al.: **Revisiting the science case for near-UV spectroscopy with the VLT.** In: *Society of Photo-Optical Instrumentation Engineers (SPIE) Conference Series, Ground-based and Airborne Instrumentation for Astronomy VII*. ed. C. J. Evans, L. Simard, & H. Takami, 2018; **10702**. : 107022E.

[Publisher Full Text](#)

Fabian AC: **Observational evidence of Active Galactic Nuclei feedback.** *Annu Rev Astron Astrophys.* 2012; **50**: 455–489.

[Publisher Full Text](#)

Fang T, Bullock J, Boylan-Kolchin M: **On the hot gas content of the milky way halo.** *Astrophys J.* 2013; **762**(1): 20.

[Publisher Full Text](#)

Farina EP, Arrigoni-Battaia F, Costa T, et al.: **The REQUIEM survey. I. A search for extended Ly α nebular emission around 31 $z > 5.7$ quasars.** *Astrophys J.* 2019; **887**(2): 196.

[Publisher Full Text](#)

Faucher-Giguere CA, Oh SP: **Key physical processes in the circumgalactic medium.** arXiv e-prints. 2023; arXiv: 2301.10253.

[Publisher Full Text](#)

Feldmann R, Hooper D, Gnedin NY: **Circum-galactic gas and the isotropic gamma-ray background.** *Astrophys J.* 2013; **763**(1): 21.

[Publisher Full Text](#)

Ferland GJ, Chatzikos M, Guzmán F, et al.: **The 2017 release of cloudy.** *Rev Mexicana Astron Astrofis.* 2017; **53**(4): 385–438.

[Publisher Full Text](#)

Ferland GJ, Fabian AC, Hatch NA, et al.: **The origin of molecular hydrogen emission in cooling-flow filaments.** *Mon Not R Astron Soc.* 2008; **386**(1): L72–L76.

[Publisher Full Text](#)

Ferland GJ, Fabian AC, Hatch NA, et al.: **Collisional heating as the origin of filament emission in galaxy clusters.** *Mon Not R Astron Soc.* 2009; **392**(4): 1475–1502.

[Publisher Full Text](#)

Fiacconi D, Mayer L, Madau P, et al.: **Young and turbulent: the early life of massive galaxy progenitors.** *Mon Not R Astron Soc.* 2017; **467**(4): 4080–4100.

[Publisher Full Text](#)

Fogarty K, Postman M, Li Y, et al.: **The dust and molecular gas in the Brightest Cluster Galaxy in MACS 1931.8-2635.** *Astrophys J.* 2019; **879**(2): 103.

[Publisher Full Text](#)

Ford AB, Davé R, Oppenheimer BD, et al.: **Tracing inflows and outflows with absorption lines in circumgalactic gas.** *Mon Not R Astron Soc.* 2014; **444**(2): 1260–1281.

[Publisher Full Text](#)

Fossati M, Fumagalli M, Lofthouse EK, et al.: **MUSE Analysis of Gas around Galaxies (MAGG) - III. the gas and galaxy environment of $z = 3$ -4.5 quasars.** *Mon Not R Astron Soc.* 2021; **503**(2): 3044–3064.

[Publisher Full Text](#)

Frias Castillo M, Hodge J, Rybak M, et al.: **VLA Legacy survey of molecular gas in massive Star-Forming Galaxies at high redshift.** *Astrophys J.* 2023; **945**(2): 128.

[Publisher Full Text](#)

Fudamoto Y, Smit R, Bowler RAA, et al.: **The ALMA REBELS survey: average [C II] 158 μ m Sizes of Star-Forming Galaxies from z 7 to z 4.** *Astrophys J.* 2022; **934**(2): 144.

[Publisher Full Text](#)

Fujimoto S, Ouchi M, Ferrara A, et al.: **First identification of 10 kpc [C II] 158 μ m halos around Star-Forming Galaxies at $z = 5$ -7.** *Astrophys J.* 2019; **887**(2): 107.

[Publisher Full Text](#)

Fujimoto S, Silverman JD, Bethermin M, et al.: **The ALPINE-ALMA [C II] survey: size of individual Star-Forming Galaxies at $z = 4$ -6 and their extended halo structure.** *Astrophys J.* 2020; **900**(1): 1.

[Publisher Full Text](#)

Gao Y, Xu C: **CO in stephan's quintet: first evidence of molecular gas in the Intragroup Starburst.** *Astrophys J.* 2000; **542**(2): L83–L87.

[Publisher Full Text](#)

Geach JE, Lopez-Rodriguez E, Doherty MJ, et al.: **Polarized thermal emission from dust in a galaxy at redshift 2.6.** *Nature.* 2023; **621**(7979): 483–486.

[PubMed Abstract](#) | [Publisher Full Text](#) | [Free Full Text](#)

Ginolfi M, Jones GC, Béthermin M, et al.: **The ALPINE-ALMA [C II] survey: star-formation-driven outflows and circumgalactic enrichment in the early Universe.** *Astron Astrophys.* 2020a; **633**: A90.

[Publisher Full Text](#)

Ginolfi M, Jones GC, Béthermin M, et al.: **The ALPINE-ALMA [CII] survey. Circumgalactic Medium pollution and gas mixing by tidal stripping in a merging system at $z \sim 4.57$.** *Astron Astrophys.* 2020b; **643**: A7.

[Publisher Full Text](#)

Ginolfi M, Maiolino R, Nagao T, et al.: **Molecular gas on large circumgalactic scales at $z = 3.47$.** *Mon Not R Astron Soc.* 2017; **468**(3): 3468–3483.

[Publisher Full Text](#)

Giovanelli R, Haynes MP: **Gas deficiency in cluster galaxies : a comparison of nine clusters.** *Astrophys J.* 1985; **292**: 404–425.

[Publisher Full Text](#)

Grcevich J, Putman ME: **H I in Local Group dwarf galaxies and stripping by the Galactic halo.** *Astrophys J.* 2009; **696**(1): 385–395.

[Publisher Full Text](#)

Guillard P, Appleton PN, Boulanger F, et al.: **Extremely broad Iya line emission from the molecular Intragroup Medium in Stephan's Quintet: evidence for a Turbulent cascade in a highly clumpy multiphase medium?** *Astrophys J.* 2022; **925**(1): 63.

[Publisher Full Text](#)

Guillard P, Boulanger F, Pineau Des Forêts G, et al.: **H2 formation and excitation in the Stephan's Quintet galaxy-wide collision.** *Astron Astrophys.* 2009; **502**(2): 515–528.

[Publisher Full Text](#)

Guillard P, Boulanger F, Pineau des Forêts G, et al.: **Turbulent molecular gas and star formation in the shocked Intergalactic Medium of Stephan's Quintet.** *Astrophys J.* 2012; **749**(2): 158.

[Publisher Full Text](#)

Gullberg B, Swinbank AM, Smail I, et al.: **The dust and [C II] morphologies of redshift ~ 4.5 Sub-Millimeter Galaxies at ~ 200 pc resolution: the absence of large clumps in the Interstellar Medium at high-redshift.** *Astrophys J.* 2018; **859**(1): 12.

[Publisher Full Text](#)

- Hacar A, Tafalla M, Forbrich J, *et al.*: **An ALMA study of the orion integral filament.** *Astron Astrophys.* 2018; **610**: A77.
[Publisher Full Text](#)
- Harrison CM, Costa T, Tadhunter CN, *et al.*: **AGN outflows and feedback twenty years on.** *Nat Astron.* 2018; **2**(3): 198–205.
[Reference Source](#)
- Hashimoto T, Laporte N, Mawatari K, *et al.*: **The onset of star formation 250 million years after the Big Bang.** *Nature.* 2018; **557**(7705): 392–395.
[PubMed Abstract](#) | [Publisher Full Text](#)
- Haynes MP, Giovanelli R, Chincarini GL: **The influence of environment on the H I content of galaxies.** *Ann Rev Astron Astrophys.* 1984; **22**: 445.
[Reference Source](#)
- Heesen V, O'Sullivan SP, Brüggén M, *et al.*: **Detection of magnetic fields in the circumgalactic medium of nearby galaxies using faraday rotation.** *Astron Astrophys.* 2023; **670**: L23.
[Publisher Full Text](#)
- Herrera-Camus R, Janssen A, Sturm E, *et al.*: **AGN feedback in a galaxy merger: multi-phase, galaxy-scale outflows with a fast molecular gas blob –6 kpc away from IRAS F08572+3915.** *Astron Astrophys.* 2020; **635**: A47.
[Publisher Full Text](#)
- Hill R, Chapman S, Scott D, *et al.*: **Megaparsec-scale structure around the protocluster core SPT2349–56 at $z = 4.3$.** *Mon Not R Astron Soc.* 2020; **495**(3): 3124–3159.
[Publisher Full Text](#)
- Hu Y, Stuardi C, Lazarian A, *et al.*: **Synchrotron intensity gradient revealing magnetic fields in galaxy clusters.** *arXiv e-prints.* arXiv: 2306.10011. 2023.
[Publisher Full Text](#)
- Hummels CB, Smith BD, Hopkins PF, *et al.*: **The impact of enhanced halo resolution on the simulated circumgalactic medium.** *Astrophys J.* 2019; **882**(2): 156.
[Publisher Full Text](#)
- Ianjamasimanana R, Koribalski BS, Józsa GIG, *et al.*: **The extended H I halo of NGC 4945 as seen by MeerKAT.** *Mon Not R Astron Soc.* 2022; **513**(2): 2019–2038.
[Publisher Full Text](#)
- Johnson SD, Schaye J, Walth GL, *et al.*: **Directly tracing cool filamentary accretion over >100 kpc into the interstellar medium of a quasar host at $z = 1$.** *Astrophys J.* 2022; **940**(2): L40.
[Publisher Full Text](#)
- Jones GC, Maiolino R, Carniani S, *et al.*: **An investigation of the circumgalactic medium around $z \sim 2.2$ AGN with ACA and ALMA.** *Mon Not R Astron Soc.* 2023a; **522**(1): 275–291.
[Publisher Full Text](#)
- Jones GC, Maiolino R, Circosta C, *et al.*: **Evidence for extended gaseous reservoirs around AGN at cosmic noon from ALMA CO(3–2) observations.** *Mon Not R Astron Soc.* 2023b; **518**(1): 691–708.
[Publisher Full Text](#)
- Kakkad D, Mainieri V, Vietri G, *et al.*: **SUPER II. spatially resolved ionised gas kinematics and scaling relations in $z \sim 2$ AGN host galaxies.** *Astron Astrophys.* 2020; **642**: A147.
[Publisher Full Text](#)
- Kaneda H, Yamagishi M, Suzuki T, *et al.*: **Akari detection of far-infrared dust emission in the halo of NGC 253.** *Astrophys J.* 2009; **698**(2): L125.
[Publisher Full Text](#)
- Katz H, Galligan TP, Kimm T, *et al.*: **Probing cosmic dawn with emission lines: predicting infrared and nebular line emission for ALMA and JWST.** *Mon Not R Astron Soc.* 2019; **487**(4): 5902–5921.
[Publisher Full Text](#)
- Katz H, Rosdahl J, Kimm T, *et al.*: **The nature of high $[O III]_{88\mu m} / [C II]_{158\mu m}$ galaxies in the epoch of reionization: low carbon abundance and a top-heavy IMF?** *Mon Not R Astron Soc.* 2022; **510**(4): 5603–5622.
[Publisher Full Text](#)
- Kaviraj S, Darg D, Lintott C, *et al.*: **Tidal dwarf galaxies in the nearby Universe.** *Mon Not R Astron Soc.* 2012; **419**(1): 70–79.
[Publisher Full Text](#)
- Kereš D, Katz N, Fardal M, *et al.*: **Galaxies in a simulated Λ CDM Universe – I. cold mode and hot cores.** *Mon Not R Astron Soc.* 2009; **395**(1): 160–179.
[Publisher Full Text](#)
- Klaassen PD, Mroczkowski TK, Cicone C, *et al.*: In: *Society of Photo-Optical Instrumentation Engineers (SPIE) Conference Series, Ground-based and Airborne Telescopes VIII.* ed. H. K. Marshall, J. Spyromilio, & T. Usuda, 2020; **11445**. : 114452F.
- Kraft R, Markevitch M, Kilbourne C, *et al.*: **Line Emission Mapper (LEM): Probing the physics of cosmic ecosystems.** *arXiv e-prints.* arXiv: 2211.09827. 2022.
[Publisher Full Text](#)
- Krieger N, Bolatto AD, Walter F, *et al.*: **The molecular outflow in NGC 253 at a resolution of two parsecs.** *Astrophys J.* 2019; **881**(1): 43.
[Publisher Full Text](#)
- Krieger N, Walter F, Bolatto AD, *et al.*: **NOEMA high-fidelity imaging of the molecular gas in and around M82.** *Astrophys J.* 2021; **915**(1): L3.
[Publisher Full Text](#)
- Lada EA, Blit L: **Two Populations of Diffuse Molecular Clouds.** *Astrophys J.* 1988; **326**: L69.
[Publisher Full Text](#)
- Lambert TS, Posses A, Aravena M, *et al.*: **An extended [C II] halo around a massive star-forming galaxy at $z = 5.3$.** *Mon Not R Astron Soc.* 2023; **518**(2): 3183–3191.
[Publisher Full Text](#)
- Leclercq F, Verhamm A, Epinat B, *et al.*: **The MUSE eXtremely deep field: first panoramic view of an Mg II emitting intragroup medium.** *Astron Astrophys.* 2022; **663**: A11.
[Publisher Full Text](#)
- Leroy AK, Walter F, Martini P, *et al.*: **The multi-phase cold fountain in m82 revealed by a wide, sensitive map of the molecular interstellar medium.** *Astrophys J.* 2015; **814**(2): 83.
[Publisher Full Text](#)
- Levy RC, Bolatto AD, Tarantino E, *et al.*: **[C II] Spectral Mapping of the Galactic Wind and Starbursting Disk of M82 with SOFIA.** *Astrophys J.* 2023; **958**(2): 109.
[Publisher Full Text](#)
- Li J, Emonts BHC, Cai Z, *et al.*: **The SUPERCOLD-CGM survey. I. probing the extended CO(4–3) emission of the circumgalactic medium in a sample of 10 enormous Iya nebulae at $z \sim 2$.** *Astrophys J.* 2023; **950**(2): 180.
[Publisher Full Text](#)
- Liang CJ, Kravtsov AV, Agertz O: **Column density profiles of multiphase gaseous haloes.** *Mon Not R Astron Soc.* 2016; **458**(2): 1164–1187.
[Publisher Full Text](#)
- Lopez-Rodriguez E, Borlaff AS, Beck R, *et al.*: **Extragalactic magnetism with SOFIA (SALSA legacy program): the magnetic fields in the multiphase interstellar medium of the Antennae galaxies.** *Astrophys J Lett.* 2023; **942**(1): L13.
[Publisher Full Text](#)
- Lucero DM, Carignan C, Elson EC, *et al.*: **H I observations of the nearest starburst galaxy NGC 253 with the SKA precursor KAT-7.** *Mon Not R Astron Soc.* 2015; **450**(4): 3935–3951.
[Publisher Full Text](#)
- Lupi A, Pallottini A, Ferrara A, *et al.*: **Predicting FIR lines from simulated galaxies.** *Mon Not R Astron Soc.* 2020; **496**(4): 5160–5175.
[Publisher Full Text](#)
- Lupi A, Volonteri M, Decarli R, *et al.*: **High-redshift quasars and their host galaxies - II. multiphase gas and stellar kinematics.** *Mon Not R Astron Soc.* 2022; **510**(4): 5760–5779.
[Publisher Full Text](#)
- Maccagni FM, Serra P, Gaspari M, *et al.*: **AGN feeding and feedback in Fornax A. Kinematical analysis of the multi-phase ISM.** *Astron Astrophys.* 2021; **656**: A45.
[Publisher Full Text](#)
- Maio U, Péroux C, Ciardi B: **Atomic and molecular gas from the epoch of reionisation down to redshift 2.** *Astron Astrophys.* 2022; **657**: A47.
[Publisher Full Text](#)
- Maiolino R, Gallerani S, Neri R, *et al.*: **Evidence of strong quasar feedback in the early Universe.** *Mon Not R Astron Soc.* 2012; **425**(1): L66–L70.
[Publisher Full Text](#)
- Maller AH, Bullock JS: **Multiphase galaxy formation: high-velocity clouds and the missing baryon problem.** *Mon Not R Astron Soc.* 2004; **355**(3): 694–712.
[Publisher Full Text](#)
- Mandelker N, van Dokkum PG, Brodie JP, *et al.*: **Cold filamentary accretion and the formation of metal-poor globular clusters and halo stars.** *Astrophys J.* 2018a; **861**(2): 148.
[Publisher Full Text](#)
- Mandelker N, van Dokkum PG, Brodie JP, *et al.*: **Cold filamentary accretion and the formation of metal-poor globular clusters and halo stars.** *Astrophys J.* 2018b; **861**(2): 148.
[Publisher Full Text](#)
- Mathur S: **Probing the circumgalactic medium with X-ray absorption lines.** In: *Handbook of X-ray and Gamma-ray Astrophysics.* 2022; 59.
[Publisher Full Text](#)
- McCourt M, Oh SP, O'Leary R, *et al.*: **A characteristic scale for cold gas.** *Mon Not R Astron Soc.* 2018; **473**(4): 5407–5431.
[Publisher Full Text](#)
- McDonald M, Swinbank M, Edge AC, *et al.*: **The state of the warm and cold gas in the extreme starburst at the core of the phoenix galaxy cluster (SPT-CLJ2344-4243).** *Astrophys J.* 2014; **784**(1): 18.
[Publisher Full Text](#)
- McGaugh SS, Schombert JM, de Blok WJG, *et al.*: **The baryon content of cosmic structures.** *Astrophys J Lett.* 2010; **708**(1): L14–L17.
[Publisher Full Text](#)
- Meyer RA, Walter F, Cicone C, *et al.*: **Physical constraints on the extended interstellar medium of the $z = 6.42$ quasar J1148+5251: [C II]_{158 μ m}, [N II]_{205 μ m} and [O I]_{146 μ m} observations.** *Astrophys J.* 2022; **927**(2): 152.
[Publisher Full Text](#)
- Mitchell PD, Schaye J: **Baryonic mass budgets for haloes in the EAGLE simulation, including ejected and prevented gas.** *Mon Not R Astron Soc.* 2022; **511**(2): 2600–2609.
[Publisher Full Text](#)
- Montoya Arroyave I, Cicone C, Makrolevaditi E, *et al.*: **A sensitive APEX and ALMA CO(1-0), CO(2-1), CO(3-2), and [C I](1-0) spectral survey of 40 local (ultra-)luminous infrared galaxies.** *Astron Astrophys.* 2023; **673**: A13.
[Publisher Full Text](#)
- Montoya Arroyave I, Cicone C, Andreani P, *et al.*: **A possible relation between global CO excitation and massive molecular outflows in local ULIRGs.** *arXiv*

e-prints. 2024; arXiv: 2402.17851.

[Publisher Full Text](#)

Morrissey P, Matuszewski M, Martin DC, et al.: **The Keck Cosmic Web Imager integral field spectrograph.** *Astrophys J.* 2018; **864**(1): 93.

[Publisher Full Text](#)

Mroczkowski T, Cicone C, Reichert M, et al.: **Progress in the design of the Atacama Large Aperture Submillimeter Telescope.** In: *2023 XXXVth General Assembly and Scientific Symposium of the International Union of Radio Science (URSI GASS)*. 2023; 174.

[Publisher Full Text](#)

Mroczkowski T, Gallardo PA, Timpe M, et al.: **Design of the 50-meter Atacama Large Aperture Submm Telescope.** *arXiv e-prints*. 2024; arXiv: 2402.18645.

[Publisher Full Text](#)

Nelson D, Byrohl C, Peroux C, et al.: **The cold circumgalactic medium in emission: Mg II haloes in TNG50.** *Mon Not R Astron Soc.* 2021; **507**(3): 4445–4463.

[Publisher Full Text](#)

Nelson D, Kauffmann G, Pillepich A, et al.: **The abundance, distribution, and physical nature of highly ionized oxygen O VI, O VII, and O VIII in IllustrisTNG.** *Mon Not R Astron Soc.* 2018; **477**(1): 450–479.

[Publisher Full Text](#)

Nicastro F, Kaastra J, Krongold Y, et al.: **Observations of the missing baryons in the warm-hot intergalactic medium.** *Nature.* 2018; **558**(7710): 406–409.

[PubMed Abstract](#) | [Publisher Full Text](#)

Nicastro F, Krongold Y, Fang T, et al.: **X-Ray detection of the galaxy's missing baryons in the circumgalactic medium of L* galaxies.** *Astrophys J Lett.* 2023; **955**(1): L21.

[Publisher Full Text](#)

Novak M, Venemans BP, Walter F, et al.: **No evidence for [C II] halos or high-velocity outflows in $z \approx 6$ quasar host galaxies.** *Astrophys J.* 2020; **904**(2): 131.

[Publisher Full Text](#)

Olsen K, Greve TR, Narayanan D, et al.: **SIGAME simulations of the [C II], [OI], and [O III] line emission from star-forming galaxies at $z = 6$.** *Astrophys J.* 2017; **846**(2): 105.

[Publisher Full Text](#)

Olsen KP, Greve TR, Narayanan D, et al.: **Simulator of Galaxy Millimeter/Submillimeter Emission (SIGAME): The [C II]-SFR relationship of massive $z = 2$ main sequence galaxies.** *Astrophys J.* 2015; **814**(1): 76.

[Publisher Full Text](#)

Oosterloo TA, Zhang ML, Lucero DM, et al.: **Galaxy interactions in loose galaxy groups: KAT-7 and VLA HI observations of the IC 1459 group.** *arXiv e-prints*. 2018; arXiv:1803.08263.

[Publisher Full Text](#)

Oppenheimer BD, Davé R: **Cosmological simulations of intergalactic medium enrichment from galactic outflows.** *Mon Not R Astron Soc.* 2006; **373**(4): 1265–1292.

[Publisher Full Text](#)

Oppenheimer BD, Schaye J, Crain RA, et al.: **The multiphase circumgalactic medium traced by low metal ions in EAGLE zoom simulations.** *Mon Not R Astron Soc.* 2018; **481**(1): 835–859.

[Publisher Full Text](#)

Ormerod K, Conselice CJ, Adams NJ, et al.: **EPOCHS VI: the size and shape evolution of galaxies since $z \sim 8$ with JWST observations.** *Mon Not R Astron Soc.* 2024; **527**(3): 6110–6125.

[Publisher Full Text](#)

Oteo I, Ivison RJ, Dunne L, et al.: **An extreme protocluster of luminous dusty starbursts in the early universe.** *Astrophys J.* 2018; **856**(1): 72.

[Publisher Full Text](#)

Paine S: **The am atmospheric model.** *Zenodo*. 2019.

[Publisher Full Text](#)

Pallottini A, Ferrara A, Decataldo D, et al.: **Deep into the structure of the first galaxies: SERRA views.** *Mon Not R Astron Soc.* 2019; **487**(2): 1689–1708.

[Publisher Full Text](#)

Pallottini A, Ferrara A, Gallerani S, et al.: **A survey of high- z galaxies: SERRA simulations.** *Mon Not R Astron Soc.* 2022; **513**(4): 5621–5641.

[Publisher Full Text](#)

Papadopoulos PP, Bisbas TG, Zhang ZY: **New places and phases of CO-poor/C I-rich molecular gas in the Universe.** *Mon Not R Astron Soc.* 2018; **478**(2): 1716–1725.

[Publisher Full Text](#)

Péroux C, Howk JC: **The cosmic baryon and metal cycles.** *Annu Rev Astron Astrophys.* 2020; **58**: 363–406.

[Publisher Full Text](#)

Pietsch W, Vogler A, Klein U, et al.: **X-ray observations of the starburst galaxy NGC 253: II. extended emission from hot gas in the nuclear area, disk, and halo.** *Astron Astrophys.* 2000; **360**: 24–48.

[Publisher Full Text](#)

Pillepich A, Springel V, Nelson D, et al.: **Simulating galaxy formation with the IllustrisTNG model.** *Mon Not R Astron Soc.* 2018; **473**(3): 4077–4106.

[Publisher Full Text](#)

Pizzati E, Ferrara A, Pallottini A, et al.: **Outflows and extended [C II] haloes in high-redshift galaxies.** *Mon Not R Astron Soc.* 2020; **495**(1): 160–172.

[Publisher Full Text](#)

Pizzati E, Ferrara A, Pallottini A, et al.: **[C II] Haloes in ALPINE galaxies: smoking-gun of galactic outflows?** *Mon Not R Astron Soc.* 2023; **519**(3): 4608–4621.

[Publisher Full Text](#)

Planck Collaboration, Aghanim N, Akrami Y, et al.: **Planck 2018 results. VI. cosmological parameters.** *Astron Astrophys.* 2020; **641**: A6.

[Publisher Full Text](#)

Ploekinger S, Sharma K, Schaye J, et al.: **Tidal dwarf galaxies in cosmological simulations.** *Mon Not R Astron Soc.* 2018; **474**(1): 580–596.

[Publisher Full Text](#)

Plunkett A, Hacar A, Moser-Fischer L, et al.: **Data combination: interferometry and single-dish imaging in radio astronomy.** *Publ Astron Soc Pac.* 2023; **135**(1045): 034501.

[Publisher Full Text](#)

Ponnada SB, Panopoulou GV, Butsky IS, et al.: **Magnetic fields on FIRE: comparing B-fields in the multiphase ISM and CGM of simulated L galaxies to observations.** *Mon Not R Astron Soc.* 2022; **516**(3): 4417–4431.

[Publisher Full Text](#)

Predehl P, Sunyaev RA, Becker W, et al.: **Detection of large-scale X-ray bubbles in the Milky Way halo.** *Nature.* 2020; **588**(7837): 227–231.

[PubMed Abstract](#) | [Publisher Full Text](#)

Ramasawmy J, Klaassen PD, Cicone C, et al.: **The Atacama Large Aperture Submillimetre Telescope: key science drivers.** In: *Society of Photo-Optical Instrumentation Engineers (SPIE) Conference Series, Millimeter, Submillimeter, and Far-Infrared Detectors and Instrumentation for Astronomy XI*. ed. Zmuidzinas J & Gao JR, 2022; **12190**: 1219007.

[Publisher Full Text](#)

Ramesh R, Nelson D, Pillepich A: **The circumgalactic medium of Milky Way-like galaxies in the TNG50 simulation - II. Cold, dense gas clouds and high-velocity cloud analogs.** *Mon Not R Astron Soc.* 2023; **522**(1): 1535–1555.

[Publisher Full Text](#)

Rey MP, Katz HB, Cameron AJ, et al.: **Boosting galactic outflows with enhanced resolution.** *arXiv e-prints*. 2023; arXiv:2302.08521.

[Publisher Full Text](#)

Richard J, Bacon R, Blaizot J, et al.: **BlueMUSE: project overview and science cases.** *arXiv e-prints*. 2019a; arXiv:1906.01657.

[Publisher Full Text](#)

Richard J, Bacon R, Blaizot J, et al.: **BlueMUSE: project overview and science cases.** *arXiv e-prints*. 2019b; arXiv:1906.01657.

[Publisher Full Text](#)

Rupke DSN, Coil A, Geach JE, et al.: **A 100-kiloparsec wind feeding the circumgalactic medium of a massive compact galaxy.** *Nature.* 2019; **574**(7780): 643–646.

[PubMed Abstract](#) | [Publisher Full Text](#)

Russell HR, McDonald M, McNamara BR, et al.: **Alma observations of massive molecular gas filaments encasing radio bubbles in the Phoenix cluster.** *Astrophys J.* 2017; **836**(1): 130.

[Publisher Full Text](#)

Rybak M, Calistro Rivera G, Hodge JA, et al.: **Strong far-ultraviolet fields drive the [C II]/far-infrared deficit in $z \sim 3$ dusty, star-forming galaxies.** *Astrophys J.* 2019; **876**(2): 112.

[Publisher Full Text](#)

Rybak M, Hodge JA, Vegetti S, et al.: **Full of orions: a 200-pc mapping of the interstellar medium in the redshift-3 lensed dusty star-forming galaxy SDP.81.** *Mon Not R Astron Soc.* 2020; **494**(4): 5542–5567.

[Publisher Full Text](#)

Scannapieco E, Brüggen M: **The launching of cold clouds by galaxy outflows. I. hydrodynamic interactions with radiative cooling.** *Astrophys J.* 2015; **805**(2): 158.

[Publisher Full Text](#)

Schaller M, Frenk CS, Bower RG, et al.: **Baryon effects on the internal structure of Λ CDM haloes in the EAGLE simulations.** *Mon Not R Astron Soc.* 2015; **451**(2): 1247–1267.

[Publisher Full Text](#)

Schaye J, Crain RA, Bower RG, et al.: **The EAGLE project: simulating the Evolution and Assembly of Galaxies and their Environments.** *Mon Not R Astron Soc.* 2015; **446**(1): 521–554.

[Publisher Full Text](#)

Schimek A, Decataldo D, Shen S, et al.: **High resolution modelling of [C II], [C I], [O III], and CO line emission from the Interstellar Medium and Circumgalactic Medium of a star-forming galaxy at $z \sim 6.5$.** *Astron Astrophys.* 2024; **682**: A98.

[Publisher Full Text](#)

Schneider EE, Robertson BE: **Hydrodynamical coupling of mass and momentum in multiphase galactic winds.** *Astrophys J.* 2017; **834**(2): 144.

[Publisher Full Text](#)

Scholtz J, Maiolino R, Jones GC, et al.: **Evidence of extended cold molecular gas and dust haloes around $z \sim 2.3$ extremely red quasars with ALMA.** *Mon Not R Astron Soc.* 2023; **519**(4): 5246–5262.

[Publisher Full Text](#)

Scoville N, Arnouts S, Aussel H, et al.: **Evolution of galaxies and their environments at $z = 0.1-3$ in COSMOS.** *Astrophys J Suppl.* 2013; **206**(1): 3.

[Publisher Full Text](#)

Shuntov M, McCracken HJ, Gavazzi R, et al.: **COSMOS2020: cosmic evolution of**

the Stellar-to-Halo Mass Relation for central and satellite galaxies up to $z \sim 5$. *Astron Astrophys.* 2022; **664**: A61.

[Publisher Full Text](#)

Silk J, Rees MJ: **Quasars and galaxy formation.** *Astron Astrophys.* 1998; **331**: L1–L4.

[Publisher Full Text](#)

Solimano M, González-López J, Aravena M, et al.: **The ALMA-CRISTAL survey discovery of a 15 kpc-long gas plume in a $z = 4.54$ Lyman- α blob.** *arXiv e-prints.* arXiv: 2401.04919. 2024.

[Reference Source](#)

Sparre M, Pfrommer C, Vogelsberger M: **The physics of multiphase gas flows: fragmentation of a radiatively cooling gas cloud in a hot wind.** *Mon Not R Astron Soc.* 2019; **482**(4): 5401–5421.

[Publisher Full Text](#)

Springel V, Di Matteo T, Hernquist L: **Modelling feedback from stars and Black Holes in galaxy mergers.** *Mon Not R Astron Soc.* 2005; **361**(3): 776–794.

[Publisher Full Text](#)

Springel V, Hernquist L: **Cosmological smoothed particle hydrodynamics simulations: a hybrid multiphase model for star formation.** *Mon Not R Astron Soc.* 2003; **339**(2): 289–311.

[Publisher Full Text](#)

Stanley F, Jones BM, Riechers DA, et al.: **Resolved CO(1–0) emission and gas properties in luminous Dusty Star-Forming Galaxies at $z = 2–4$.** *Astrophys J.* 2023; **945**(1): 24.

[Publisher Full Text](#)

Strickland DK, Heckman TM, Weaver KA, et al.: **Chandra observations of NGC 253. II. on the origin of diffuse X-Ray emission in the halos of starburst galaxies.** *Astrophys J.* 2002; **568**(2): 689.

[Publisher Full Text](#)

Su M, Slatyer TR, Finkbeiner DP: **Giant gamma-ray bubbles from *fermi-lat*: active galactic nucleus activity or bipolar galactic wind?** *Astrophys J.* 2010; **724**(2): 1044–1082.

[Publisher Full Text](#)

Suresh J, Nelson D, Genel S, et al.: **Zooming in on accretion – II. cold Circumgalactic Gas simulated with a super-lagrangian refinement scheme.** *Mon Not R Astron Soc.* 2019; **483**(3): 4040–4059.

[Publisher Full Text](#)

Suresh J, Rubin KHR, Kannan R, et al.: **On the OVI abundance in the Circumgalactic Medium of low-redshift galaxies.** *Mon Not R Astron Soc.* 2017; **465**(3): 2966–2982.

[Publisher Full Text](#)

Tacconi LJ, Genzel R, Saintonge A, et al.: **PHIBSS: unified scaling relations of gas depletion time and molecular gas fractions.** *Astrophys J.* 2018; **853**: 179.

[Publisher Full Text](#)

Tacconi LJ, Genzel R, Sternberg A: **The evolution of the star-forming Interstellar Medium across cosmic time.** *Ann Rev Astron Astrophys.* 2020; **58**: 157–203.

[Publisher Full Text](#)

Tashiro M, Maejima H, Toda K, et al.: **Status of X-Ray Imaging and Spectroscopy Mission (XRISM).** In: *Society of Photo-Optical Instrumentation Engineers (SPIE) Conference Series, Space Telescopes and Instrumentation 2020: Ultraviolet to Gamma Ray.* ed. J.-W. A. den Herder, S. Nikzad, & K. Nakazawa, 2020; **11444**: 1144422.

[Publisher Full Text](#)

Travascio A, Zappacosta L, Cantalupo S, et al.: **The WISSH quasars project VIII. outflows and metals in the circumgalactic medium around the hyperluminous $z \sim 3.6$ quasar J1538+08.** *Astron Astrophys.* 2020; **635**: A157.

[Publisher Full Text](#)

Tumlinson J, Peebles MS, Werk JK: **The circumgalactic medium.** *Ann Rev Astron Astrophys.* 2017; **55**: 389–432.

[Publisher Full Text](#)

Tumlinson J, Thom C, Werk JK, et al.: **The large, oxygen-rich halos of star-forming galaxies are a major reservoir of galactic metals.** *Science.* 2011; **334**(6058): 948–952.

[PubMed Abstract](#) | [Publisher Full Text](#)

Tumlinson J, Thom C, Werk JK, et al.: **The cos-halos survey: rationale, design, and a census of circumgalactic neutral hydrogen.** *Astrophys J.* 2013; **777**(1): 59.

[Publisher Full Text](#)

Vallini L, Ferrara A, Pallottini A, et al.: **High [O III]/[C II] surface brightness ratios trace early starburst galaxies.** *Mon Not R Astron Soc.* 2021; **505**(4): 5543–5553.

[Publisher Full Text](#)

Vallini L, Gallerani S, Ferrara A, et al.: **On the [C II]-SFR relation in high redshift galaxies.** *Astrophys J.* 2015; **813**(1): 36.

[Publisher Full Text](#)

Vallini L, Witsstok J, Sommovigo L, et al.: **Spatially resolved Kennicutt–Schmidt relation at $z = 7$ and its connection with the interstellar medium properties.** *Mon Not R Astron Soc.* 2024; **527**(1): 10–22.

[Publisher Full Text](#)

van de Voort F, Bieri R, Pakmor R, et al.: **The effect of magnetic fields on properties of the circumgalactic medium.** *Mon Not R Astron Soc.* 2021; **501**(4): 4888–4902.

[Publisher Full Text](#)

van de Voort F, Quataert E, Hopkins PF, et al.: **The impact of stellar feedback on hot gas in galaxy haloes: the sunyaev–zeldovich effect and soft x-ray emission.** *Mon Not R Astron Soc.* 2016; **463**(4): 4533–4544.

[Publisher Full Text](#)

van de Voort F, Springel V, Mandelker N, et al.: **Cosmological simulations of the circumgalactic medium with 1 kpc resolution: enhanced H I column densities.** *Mon Not R Astron Soc.* 2019; **482**(1): L85–L89.

[Publisher Full Text](#)

van der Wel A, Franx M, van Dokkum PG, et al.: **3D-HST+CANDELS: the evolution of the galaxy size-mass distribution since $z = 3$.** *Astrophys J.* 2014; **788**(1): 28.

[Publisher Full Text](#)

van Dishoeck EF, Black JH: **The photodissociation and chemistry of interstellar CO.** *Astrophys J.* 1988; **334**: 771.

[Publisher Full Text](#)

van Marrewijk J, Morris TW, Mroczkowski T, et al.: **Maria: a novel simulator for forecasting (sub-)mm observations.** *arXiv e-prints.* 2024, arXiv: 2402.10731.

[Reference Source](#)

Vayner A, Zakamska NL, Sabhlok S, et al.: **Cold mode gas accretion on two galaxy groups at $z \sim 2$.** *Mon Not R Astron Soc.* 2023; **519**(1): 961–979.

[Publisher Full Text](#)

Veilleux S, Maiolino R, Bolatto AD, et al.: **Cool outflows in galaxies and their implications.** *Astron Astrophys Rev.* 2020; **28**: 2.

[Publisher Full Text](#)

Vollmer B, Braine J, Pappalardo C, et al.: **Ram-pressure stripped molecular gas in the Virgo spiral galaxy NGC 4522.** *Astron Astrophys.* 2008; **491**(2): 455–464.

[Publisher Full Text](#)

Walter F, Bolatto AD, Leroy AK, et al.: **Dense molecular gas tracers in the outflow of the starburst galaxy NGC 253.** *Astrophys J.* 2017; **835**(2): 265.

[Publisher Full Text](#)

Walter F, Carilli C, Neeleman M, et al.: **The evolution of the baryons associated with galaxies averaged over cosmic time and space.** *Astrophys J.* 2020; **902**(2): 111.

[Publisher Full Text](#)

Webb TMA, Lowenthal J, Yun M, et al.: **Detection of a substantial molecular gas reservoir in a brightest cluster galaxy at $z = 1.7$.** *Astrophys J.* 2017; **844**(2): L17.

[Publisher Full Text](#)

White SDM, Frenk CS: **Galaxy formation through hierarchical clustering.** *Astrophys J.* 1991; **379**: 52.

[Publisher Full Text](#)

White SDM, Rees MJ: **Core condensation in heavy halos: a two-stage theory for galaxy formation and clustering.** *Mon Not R Astron Soc.* 1978; **183**(3): 341–358.

[Publisher Full Text](#)

Wisotzki L, Bacon R, Blaizot J, et al.: **Extended Lyman α haloes around individual high-redshift galaxies revealed by MUSE.** *Astron Astrophys.* 2016; **587**: A98.

[Publisher Full Text](#)

Wissing R, Shen S: **Numerical dependencies of the galactic dynamo in isolated galaxies with SPH.** *Astron Astrophys.* 2023; **673**: A47.

[Publisher Full Text](#)

Wissing R, Shen S, Wadsley J, et al.: **Magnetorotational instability with smoothed particle hydrodynamics.** *Astron Astrophys.* 2022; **659**: A91.

[Publisher Full Text](#)

Wolfire MG, Hollenbach D, McKee CF: **The dark molecular gas.** *Astrophys J.* 2010; **716**(2): 1191–1207.

[Publisher Full Text](#)

Xu CK, Cheng C, Appleton PN, et al.: **A 0.6 Mpc H I structure associated with Stephan's quintet.** *Nature.* 2022; **610**(7932): 461–466.

[PubMed Abstract](#) | [Publisher Full Text](#) | [Free Full Text](#)

Yang HYK, Ruszkowski M, Zweibel EG: **Fermi and eROSITA bubbles as relics of the past activity of the Galaxy's central black hole.** *Nat Astron.* 2022; **6**: 584–591.

[Reference Source](#)

Yoshida M, Yagi M, Ohyama Y, et al.: **Giant H α nebula surrounding the starburst merger NGC 6240.** *Astrophys J.* 2016; **820**(1): 48.

[Publisher Full Text](#)

Zabel N, Davis TA, Smith MWL, et al.: **The ALMA Fornax cluster survey I: stirring and stripping of the molecular gas in cluster galaxies.** *Mon Not R Astron Soc.* 2019; **483**(2): 2251–2268.

[Publisher Full Text](#)

Zanella A, Daddi E, Magdis G, et al.: **The [C II] emission as a molecular gas mass tracer in galaxies at low and high redshifts.** *Mon Not R Astron Soc.* 2018; **481**(2): 1976–1999.

[Publisher Full Text](#)

Zhang ZY, Papadopoulos PP, Ivison RJ, et al.: **Gone with the heat: a fundamental constraint on the imaging of dust and molecular gas in the early Universe.** *R Soc Open Sci.* 2016; **3**(6): 160025.

[Publisher Full Text](#)

Zschaechner LK, Bolatto AD, Walter F, et al.: **Spatially resolved $^{12}\text{CO}(2-1)/^{13}\text{CO}(1-0)$ in the starburst galaxy NGC 253: assessing optical depth to constrain the molecular mass outflow rate.** *Astrophys J.* 2018; **867**(7): 111.

[Publisher Full Text](#)

Open Peer Review

Current Peer Review Status:  

Version 1

Reviewer Report 23 October 2024

<https://doi.org/10.21956/openreseurope.18859.r44684>

© 2024 Zhu Y. This is an open access peer review report distributed under the terms of the [Creative Commons Attribution License](#), which permits unrestricted use, distribution, and reproduction in any medium, provided the original work is properly cited.

 **Yongda Zhu** 

University of Arizona, Tucson,, AZ, USA

This paper presents the scientific case for how the 50-m AtLAST will probe the circumgalactic medium (CGM). The CGM is critical to galaxy evolution, serving as a reservoir for gas accretion and a medium for feedback processes. Current sub-mm facilities struggle to detect the diffuse and extended cold gas components of the CGM. The paper reviews observational evidence, theoretical simulations, and technical challenges related to studying the cold CGM, spanning from the local to the high-redshift universe. It demonstrates how AtLAST will overcome these issues. The telescope's large aperture, high sensitivity, and wide field of view will enable detailed studies of the CGM across cosmic time. Its synergy with current and future facilities, such as ALMA, ngVLA, and X-ray missions, will allow for multi-phase CGM studies. The authors emphasize that AtLAST's capability to detect cold gas tracers like [CII], CO, and [CI] across a wide field will have important implications for understanding the CGM and its role in galaxy evolution. Additionally, the paper outlines the technical and operational requirements for AtLAST.

Overall, it is a well-written paper with intuitive figures and clear tables. The cartoon in Figure 1 is particularly helpful, and the comparison between mock ALMA observations vs. AtLAST observations is impressive. I recommend approval of this paper. However, I have some minor suggestions that the authors may consider including where they see fit.

In the abstract, the authors explain the importance of the cold CGM but could improve clarity by briefly stating how AtLAST complements current sub-mm facilities like ALMA. This would provide immediate context for why AtLAST is needed.

In the third paragraph of the introduction, the discussion about extended [CII] halos appears abruptly. To maintain flow and avoid confusion, the transition could be smoother by first introducing the broader context of CGM emission lines before moving to the specific case of [CII] halos.

In Section "The missing baryon problem", Figure 2 shows a dip in baryon fraction curves, which isn't explained in the text. The authors should explain—whether related to feedback mechanisms

or observational limitations—so the dip doesn't confuse readers.

In the section "Impact of feedback from star formation and AGN", mentioning JWST NIRSpec/IFU may strengthen the discussion. JWST can help map gas kinematics at high redshift, complementing sub-mm and optical observations by resolving diffuse gas and providing direct kinematic data on CGM outflows and inflows (e.g., D'Eugenio et al., 2023)(Ref-1) .

In Section 2.2 "gas-rich BCGs", instead of phrasing the statement as "These results are the opposite case of what is pictured...", consider discussing this as an environmental effect. This could lead to a better understanding of varying gas conditions in different environments.

In Section 2.3, when mentioning that "such observations are extremely challenging for interferometers," it might be beneficial to explain why, and/or refer the reader to Section 4.1. Additionally, explaining "uv-coverage" and highlighting the need for short baselines would help general readers understand this challenge better.

In Section 3.1, "Overlooked cold CGM and difficulties", it would be beneficial to mention that current simulations struggle to reproduce the observed evolution of metal absorbers in the high-z universe, particularly during the epoch of reionization (e.g., D'Odorico et al., 2022)(Ref-2), (Davies R et al., 2023)(Ref-3), (Becker et al., 2019)(Ref-4). This is relevant because metal absorption lines in quasar spectra are important for constraining the enrichment of high-z CGM.

Also, consider including the work by (Stern et al., 2021)(Ref-5) with the FIRE simulation in this section.

In Section 3.2, "Theoretical efforts towards AtLAST observations", where AGN feedback and molecular gas emission are still missing in the models, consider noting that AtLAST observations could help improve these models by providing additional constraints on these processes.

In (IV) instrumental requirements, explain what baseline instability is and potential techniques to reduce it.

In (V) a note on continuum observations, explain why current ALMA is not optimal for observing extended continuum emission compared to single-dish observations with AtLAST.

In synergy with other facilities, consider adding a section discussing how JWST IFU could contribute to detecting diffuse gas kinematics and connecting to CGM studies.

Some nitpicks:

In Section 1.1.II, last paragraph: "namely in the CGM" -> "namely in the CGM (and IGM)"

In Section 2.1, second paragraph: "tidal tail dwarf galaxies" -> "tidal dwarf galaxies."

In Section 2.1, fourth paragraph: "the luminous infrared galaxy [,] and quasar host..." remove the comma.

In Figure 6, some text from CASA is too small to read. Consider enlarging the text or removing the very small legends.

In Figure 7, consider including the input image for a better comparison.

In Table 2, although already clear, it could be helpful to include the frequency range in addition to mentioning "ALMA band 1 to 10." For RMS and absolute flux calibration, adding some justification

in the text could be helpful.

Again, this is a very nice work!

References

1. D'Eugenio F, Pérez-González P, Maiolino R, Scholtz J, et al.: A fast-rotator post-starburst galaxy quenched by supermassive black-hole feedback at z . *Nature Astronomy*. 2024. [Publisher Full Text](#)
2. D'Odorico V, Finlator K, Cristiani S, Cupani G, et al.: The evolution of the Si iv content in the Universe from the epoch of reionization to cosmic noon. *Monthly Notices of the Royal Astronomical Society*. 2022; **512** (2): 2389-2401 [Publisher Full Text](#)
3. Davies R, Ryan-Weber E, D'Odorico V, Bosman S, et al.: Examining the decline in the C iv content of the Universe over $4.3 \lesssim z \lesssim 6.3$ using the E-XQR-30 sample. *Monthly Notices of the Royal Astronomical Society*. 2023; **521** (1): 314-331 [Publisher Full Text](#)
4. Becker G, Pettini M, Rafelski M, D'Odorico V, et al.: The Evolution of O i over $3.2 < z < 6.5$: Reionization of the Circumgalactic Medium. *The Astrophysical Journal*. 2019; **883** (2). [Publisher Full Text](#)
5. Stern J, Faucher-Giguère C, Fielding D, Quataert E, et al.: Virialization of the Inner CGM in the FIRE Simulations and Implications for Galaxy Disks, Star Formation, and Feedback. *The Astrophysical Journal*. 2021; **911** (2). [Publisher Full Text](#)

Is the background of the case's history and progression described in sufficient detail?

Yes

Is the work clearly and accurately presented and does it cite the current literature?

Yes

If applicable, is the statistical analysis and its interpretation appropriate?

Not applicable

Are all the source data underlying the results available to ensure full reproducibility?

Not applicable

Are the conclusions drawn adequately supported by the results?

Yes

Is the case presented with sufficient detail to be useful for teaching or other practitioners?

Yes

Competing Interests: No competing interests were disclosed.

Reviewer Expertise: Galaxy formation and evolution; reionization; intergalactic medium; optical/NIR/sub-mm observations of high- z galaxies/quasars.

I confirm that I have read this submission and believe that I have an appropriate level of expertise to confirm that it is of an acceptable scientific standard.

Reviewer Report 22 October 2024

<https://doi.org/10.21956/openreseurope.18859.r44677>

© 2024 Frayer D. This is an open access peer review report distributed under the terms of the [Creative Commons Attribution License](#), which permits unrestricted use, distribution, and reproduction in any medium, provided the original work is properly cited.



David T. Frayer

Green Bank Observatory, Green Bank, WV, USA

Overview:

The authors present a case study for AtLAST, a proposed future telescope, focusing on observations of the extended cold gas component within the circumgalactic medium (CGM) and intergalactic medium (IGM). This paper is part of a series of white papers that outline the scientific advantages of AtLAST. The authors provide an overview of CGM science, incorporating both observational and theoretical reviews. The paper shows simulations to highlight what AtLAST could accomplish in comparison to the current ALMA facility for imaging a $z=6.5$ star-forming galaxy system and its evolutionary counterpart at $z=0.01$. The authors also discuss the synergies of AtLAST with other facilities for studies of the CGM.

The paper highlights the need of a large single dish to provide sensitive measurements of low surface brightness emission over large areas of the sky. The science presented here cannot be fully realized by using only interferometers, such as ALMA, and the total power measurements associated with ALMA are woefully inadequate in comparison to AtLAST. A large single dish provides better sensitivity for total power observations than the current ALMA-TP+ACA approach. This paper highlights the importance of a large single-dish operating in the sub-mm for the study of the CGM, for both the local universe and in the early universe during the formative phases of galaxies and clusters of galaxies.

Suggestions:

The authors could provide more theoretical context on why cold flows are expected at high-redshift (e.g., scenarios C,D of Fig.1), while at low redshift hot gas accretion dominates (e.g., scenarios A,B of Fig. 1). Due to the lower mass of the dark-matter halos at high- z , the cold gas streaming along filaments can penetrate the hot halo to feed the central star-forming regions (e.g., Dekel & Birnboim 2006), while the more massive halos at low- z result in hot-mode accretion (e.g., Keres+2005). One of the most interesting science questions addressed by AtLAST would be characterizing the transition phase between cold-flow and hot-flow accretion in the evolution of galaxies.

In Figure 6, the resolution and the rms of the images are not presented for the ALMA CASA simulation.

For Figure 7, one should compare data at similar resolutions (currently comparing 0.5" ALMA vs 2" AtLAST). Recommend using a lower-resolution ALMA configuration for the simulation (e.g., C3) and then smoothing/tapering the ALMA data to match the AtLAST resolution. A simulation

showing ALMA combined with ALMA-TP and/or ALMA-ACA data compared to AtLAST would also help to make a compelling case.

Comments:

A 50m telescope operating in the sub-millimeter range will pose significant technical challenges in maintaining the necessary surface, pointing, and focus accuracy. The approaches developed for AtLAST may also be applicable to help enhance the operation of other large single-dish facilities.

Is the background of the case's history and progression described in sufficient detail?

Yes

Is the work clearly and accurately presented and does it cite the current literature?

Yes

If applicable, is the statistical analysis and its interpretation appropriate?

Not applicable

Are all the source data underlying the results available to ensure full reproducibility?

Not applicable

Are the conclusions drawn adequately supported by the results?

Yes

Is the case presented with sufficient detail to be useful for teaching or other practitioners?

Yes

Competing Interests: No competing interests were disclosed.

Reviewer Expertise: Extragalactic radio/mm/sub-mm/IR observations of gas-rich infrared luminous galaxies at high-redshift and the local universe.

I confirm that I have read this submission and believe that I have an appropriate level of expertise to confirm that it is of an acceptable scientific standard.
