



Delft University of Technology

BIVEC 2021 Special Issue Editorial Note

van Wee, Bert

DOI

[10.18757/ejtir.2023.23.1.6892](https://doi.org/10.18757/ejtir.2023.23.1.6892)

Publication date

2023

Document Version

Final published version

Published in

European Journal of Transport and Infrastructure Research

Citation (APA)

van Wee, B. (2023). BIVEC 2021 Special Issue Editorial Note. *European Journal of Transport and Infrastructure Research*, 23(1), 30-32. <https://doi.org/10.18757/ejtir.2023.23.1.6892>

Important note

To cite this publication, please use the final published version (if applicable). Please check the document version above.

Copyright

Other than for strictly personal use, it is not permitted to download, forward or distribute the text or part of it, without the consent of the author(s) and/or copyright holder(s), unless the work is under an open content license such as Creative Commons.

Takedown policy

Please contact us and provide details if you believe this document breaches copyrights. We will remove access to the work immediately and investigate your claim.

Accepted manuscript doi: 10.1680/jgele.22.00009

Accepted manuscript

As a service to our authors and readers, we are putting peer-reviewed accepted manuscripts (AM) online, in the Ahead of Print section of each journal web page, shortly after acceptance.

Disclaimer

The AM is yet to be copyedited and formatted in journal house style but can still be read and referenced by quoting its unique reference number, the digital object identifier (DOI). Once the AM has been typeset, an 'uncorrected proof' PDF will replace the 'accepted manuscript' PDF. These formatted articles may still be corrected by the authors. During the Production process, errors may be discovered which could affect the content, and all legal disclaimers that apply to the journal relate to these versions also.

Version of record

The final edited article will be published in PDF and HTML and will contain all author corrections and is considered the version of record. Authors wishing to reference an article published Ahead of Print should quote its DOI. When an issue becomes available, queuing Ahead of Print articles will move to that issue's Table of Contents. When the article is published in a journal issue, the full reference should be cited in addition to the DOI.

Accepted manuscript doi: 10.1680/jgele.22.00009

Submitted: 19 January 2022

Published online in ‘accepted manuscript’ format: 12 December 2022

Manuscript title: Shear creep behaviour of soil-structure interfaces under thermal cyclic loading

Authors: A. Golchin^{*,†}, Y. Guo^{*,†}, P. J. Vardon^{*,†}, S. Liu[†], G. Zhang[†] and M. A. Hicks^{*,†}

Affiliations: *Institute of Geotechnical Engineering, Southeast University, Nanjing, Jiangsu, P. R. China and [†]Section of Geo-engineering, Faculty of Civil Engineering and Geosciences, Delft University of Technology, Delft, The Netherlands

Corresponding author: Y. Guo, Institute of Geotechnical Engineering, Southeast University, Nanjing, Jiangsu, P. R. China; Faculty of Civil Engineering and Geosciences, Delft University of Technology, Delft, Netherlands.

E-mail: yimugoseu@163.com

Abstract

The coupling effect of initial shear stress and thermal cycles on the thermomechanical behaviour of clay- and sand-concrete interfaces has been studied. A set of drained monotonic direct shear tests was conducted at the soil-concrete interface level. Samples were initially sheared to half of the material's shear strength and then they were subjected to 5 heating/cooling cycles before being sheared to failure. The test results showed that the effect of thermal cycles on the shear strength of the materials was negligible, yet shear displacement occurred during application of thermal cycles without an increase in shear stress, confirming the coupling between the shear stress and temperature. In addition, a slight increase of stiffness due to the coupling was observed which diminished with further shearing.

Keywords: Creep; Interface; Thermal cycles; Thermo-active structures; Thermomechanical behaviour

Introduction

The application of thermo-active geo-structures such as energy-piles and thermal diaphragm walls (Makasis & Narsilio, 2020) has gained attention in the past decade for extracting energy and heat from shallow geothermal resources (mostly soil layers), due to their low cost and reasonable long-term sustainability (Brandl, 2006). Such geo-structures are designed to bear mechanical loads (as their main purpose) by transferring the loads to the ground, and to exchange heat with the surrounding soil. Due to thermal effects on the mechanical behaviour of the structure and the surrounding soil, as well as their coupling effects, thermo-active geo-structures have a more complex soil-structure interaction compared to regular geo-structures that do not exchange heat. Therefore, such structures are exposed to a number of extra potential loads that must be considered in the design procedure, such as additional settlements which may negatively affect the serviceability of the system and a reduction in bearing capacity which may negatively affect the system's stability.

Prior to being exposed to temperature changes, soil elements adjacent to thermo-active geo-structures experience a wide range of shear stresses and shear strains, due to the installation procedure and carrying mechanical loads. In addition, soil elements at the interface level are subjected to daily and seasonal thermal cycles. Therefore, it is essential to investigate the effects of thermal cycles on the thermomechanical behaviour of soil-structure interfaces with pre-existing shear stresses and strains. Several investigations have been carried out to study the effect of thermal cycles on the behaviour of soil-structure interfaces (Di Donna, Ferrari & Laloui, 2016; Yavari *et al.*, 2016; Li *et al.*, 2019; Vasilescu *et al.*, 2019; Yazdani, Helwany & Olgun, 2019; Maghsoodi, Cuisinier & Masrouri, 2020; Ravera, Sutman & Laloui, 2021; Guo *et al.*, 2022). In general, thermal cycles were found to have a limited effect on the soil-interface strength and deformation. However, previous studies mostly considered the effect of thermal cycles without shear stresses being applied. In energy geo-structures, due to the structural loads, interfaces are likely to be subjected to mechanical (shear) loads prior to application of the thermal loads. In this paper, the coupling effects of thermal cycles with constant shear stresses on the behaviour of soil-structure interfaces are investigated, which is one of the first studies investigating this phenomenon.

Direct shear element tests have been used here as they resemble the mechanism of shear strength mobilisation at the interface layer between soil and structures (Boulon & Foray, 1986) and may mimic many boundary conditions (BCs) that are applied on interface layers, affecting the mechanical behaviour of the interface layer. During shear deformation, volumetric deformation may occur which may change the normal stresses acting on the layer. In direct shear tests, three scenarios are often used for the BCs and these may be quantified by the normal stiffness (K) acting on the interface layer, which is the ratio of the rate of normal stress ($\Delta\sigma_n$) applied on the interface layer and the rate of measured normal displacement ($\Delta\delta$) (i.e. $K = \Delta\sigma_n/\Delta\delta$). The BCs may be mimicked as springs with a stiffness of K (Fakharian & Evgin, 1997) attached to the soil (Figure 1). Assuming a zero stiffness for the springs (i.e. $K = 0$), conventional direct shear tests known as constant normal load (CNL) may be performed (Figure 1-(a)). By keeping the K value constant during shearing, it is possible to perform a constant normal stiffness (CNS) test via a direct shear apparatus (Figure 1-(b)). This may be most representative of field conditions, although it has challenges in determining the appropriate stiffness because it is typically problem and material dependent. On the other hand, an infinite normal stiffness results in a constant volume (CV) shear test which can represent undrained conditions (Figure 1-(c)).

In this work, as the most significant temperature cycles in thermo-active geo-structures are annual and the aim is to illustrate fundamental material behaviour, rather than a problem specific behaviour, CNL conditions are selected.

Experimental setup and materials

A detailed description of the experimental setup and materials used in this study are respectively provided in Part A and in Part B of the Supplementary Material. Here, only a brief summary is given.

The thermomechanical interface behaviour between a concrete block and a fine uniform silica sand (commercially known as Geba sand), and Speswhite clay consisting of kaolinite and illite, were investigated using direct shear tests using constant normal load (CNL) conditions. CNL conditions were selected as these represent the fundamental soil behaviour which is most easily translated into constitutive models (which can include more complex stress paths). In addition, it would be representative of field conditions of energy piles under long-term monotonic loading conditions where shear creep occurs under almost constant normal stress. Medium dense (relative density, $D_r=50\%$) sand samples with a thickness of 20mm were prepared by uniformly pouring dry sand into a shear box and compacting using a tamping method to reach a dry density of 1.43g/cm^3 , and then fully saturating. Homogenous kaolin slurry with a water content of 1.5 times the liquid limit was first consolidated using a large oedometer cell and then trimmed using a cutting ring.

A $10\text{ cm}\times 10\text{ cm}\times 1\text{ cm}$ concrete block was placed in the lower compartment of a temperature-controlled direct shear apparatus. The apparatus was placed in a climate room at a constant temperature of 20°C . Embedded heat exchangers in the thermally insulated load cap and the base of carriage, which were connected to a heat pump, facilitated the temperature variation in the soil sample and concrete block. The temperature at the interface was measured via a PT100 sensor placed in a pre-drilled hole in the concrete block.

The vertical and horizontal displacements were measured via two LVDTs with a resolution of 0.001mm . In soil element tests, temperature changes may exert an influence on the displacement and force readings due to thermal expansion/contraction of the apparatus and equipment temperature shift. Here, these effects were considered by calibrating the LVDTs and force measurements by mimicking the thermo-mechanical tests on a dummy iron sample, following the same thermo-mechanical paths as in the experimental programme (see part A of the Supplementary Material for a detailed explanation).

Experimental programme

A set of tests was designed to resemble the thermomechanical loading paths of thermo-active geo-structures already subjected to shear stresses, as indicated by the loading paths presented in Figure 2. Samples at ambient temperature (20°C) were firstly consolidated to the desired normal stresses (50kPa and 150kPa, corresponding to paths $O-A_1$ and $O-A_2$, respectively). With the normal stresses held constant, the samples were then sheared using stress-controlled loading to half of the shear strength (τ_f) on the soil-concrete interface; i.e., the ratio of mobilised shear stress (τ) to shear strength (τ/τ_f) reached 0.5 (paths A_1-B_1 and A_2-B_2 , respectively, for tests at $\sigma_n=50\text{kPa}$ and $\sigma_n=150\text{kPa}$). The shear strength values had been obtained by monotonic shearing (at the desired normal stress). Clay- and sand-concrete interfaces were sheared at rates of 0.12mm/min and 0.25mm/min , respectively. Samples were then left for 3 hours (on average) to allow creep behaviour to evolve. Then, starting from room temperature (20°C), with the shear stress kept constant, samples were subjected to 5 heating cycles ($20-38-20^\circ\text{C}$) or 5 cooling cycles ($20-2-20^\circ\text{C}$). Clay- and sand-concrete interfaces were subjected to temperature changes at 3°C/h and 9°C/h , respectively. Finally, at

ambient (room) temperature, the samples were sheared to failure under constant normal stress loading (CNL) conditions (paths B_1-C_1 and B_2-C_2).

Results and discussion

The evolution of total shear displacements recorded for the clay- and sand-concrete interfaces when subjected to thermal cycles (with an initially applied shear stress which is kept constant) are shown in Figure 3 and Figure 4, respectively. It is observed that, for both types of soil, the displacement increased with time. Before being subjected to thermal cycles, the temperature of the samples was kept at 20°C for approximately two hours. The solid vertical line (shown in green) in Figure 3 and Figure 4 indicates when the thermal cycles began. Before starting the thermal cycles, the measured displacement of all samples exhibited an almost logarithmic correlation with time (i.e., the measured displacement between Time = 0 and the solid line). The shear displacement induced by creep (i.e., with respect to time) was then extrapolated by extending a logarithmic curve fitted to the initial phase of the shear displacement versus time curve.

Table 1 presents the measured shear displacements at different stages of the thermomechanical loading paths, including at $\tau/\tau_f=0.5$, and at the beginning and end of the thermal cycles. Note that shear displacements due to creep are also included in Table 1. The percentage ratio (R_a) of the measured shear displacement during the thermal cycles (ΔL_{TC}) over the measured shear displacement at $\tau/\tau_f=0.5$ (L_S) for the clay- and sand-concrete interfaces were higher at $\sigma_n=50\text{kPa}$ compared to $\sigma_n=150\text{kPa}$. For clay-concrete interfaces, R_a varied approximately between 30% and 33% at $\sigma_n=50\text{kPa}$, and between 21% and 25% at $\sigma_n=150\text{kPa}$. For sand-concrete interfaces, the corresponding values were lower, with R_a varying approximately between 17% and 19% at $\sigma_n=50\text{kPa}$, and between 13% and 16% at $\sigma_n=150\text{kPa}$.

The net shear displacement evolution due to thermal effects was then calculated as the difference between the recorded shear displacement and the estimated shear displacement due to creep. Figure 5 shows the percentage ratio (R_{na}) of the net accumulated temperature induced shear displacement over the corresponding L_S with respect to the number of thermal cycles. The results show that additional shear displacement (approximately between 13% and 22% of the shear displacement at $\tau/\tau_f=0.5$ for clay-concrete interfaces and approximately between 6% and 11% of the shear displacement at $\tau/\tau_f=0.5$ for sand-concrete interfaces) took place at both the clay- and sand-concrete interfaces as a consequence of temperature variation occurring with a constant shear stress, with most additional shear displacement occurring within the first two thermal cycles. Note that, for most samples, the net shear displacement due to temperature variation increased during heating, whereas it became steadier (or slightly reduced) when the temperature decreased.

After the thermal cycles were completed, the specimens were further sheared until failure. The shear stress versus shear displacement curves for the entire process (paths A_1-C_1 and A_2-C_2) for clay- and sand-concrete interfaces, respectively, are presented in Figure 6 and Figure 7, and are compared with monotonic soil-interface shearing results at ambient temperature in order to identify the changes of ultimate shear strength due to thermal cycles. It is observed that the effect of coupling between thermal cycles and shear stress on the peak and Critical State shear strengths, for both types of soil interfaces, was negligible.

The specimens after thermal cycles initially behaved more stiffly (zones A and B in Figure 6 and Figure 7), with the tangent to the shear stress versus shear displacement curves being higher after thermal cycles compared to the corresponding slope before thermal cycles. Such reinforcement was destroyed after a further slight shearing (shear displacements less than 0.1 mm for both types of soil interface) and the stiffnesses returned to a similar level to those of specimens monotonically sheared at ambient temperature.

For the first time, the phenomenon of shear displacements of soil-concrete interfaces under thermal cycles, where the interface is subjected to a constant shear stress, has been observed. The process is complex and may be explained by utilising and combining several aspects of existing knowledge on the thermomechanical mechanism of sands and clays, the micro- and macro-mechanical interaction between soil grains, and energy generation and dissipation (energy level changes) at the interface level (thermodynamics perspective).

The “*interface layer*” between soils and structures (in this study, a soil-concrete interface) is a thin layer of the soil that is in contact with the structure. Therefore, the thermomechanical behaviour of soils may (partially) govern the thermomechanical behaviour of the interface layer.

The thermomechanical behaviour of saturated sandy soils is mostly dominated by the difference in the volumetric thermal expansion coefficients between the soil particles and water, as well as the change in the viscosity of water due to temperature variation (Russell Coccia & McCartney, 2012; Vega & McCartney, 2015).

On the other hand, the thermomechanical behaviour of saturated fine-grained soils, especially clayey soils, is dominated by physicochemical internal forces which result in changes in the thickness of the hydration layers of soil particles, and the development of “*disjoining pressures*” (see Golchin et al. (2021) for more details). In addition, Houhou et al. (2021) demonstrated that thermal loads affect the microstructure of clayey soils which are formed by clay particles and pores between them (pores varying in size; i.e., micro- and macro-size, and density). Due to thermal loads, macro-size pores may collapse which consequently may reduce in size and/or may experience a change in their density, resulting to volume change, while micro-size pores are less affected or remain intact (Houhou et al., 2021). In both of these cases (sands and clays), the cyclic thermal loads impact the force chains on a micro-scale allowing additional shear deformation to occur under constant shear stress when subjected to thermal cycles.

In addition, the micro- and macro-mechanics at the interface level significantly affect the mechanical response of the interface layer. The initial shear loading induces shear forces/stresses between the soil particles. The normalised roughness between the soil and the structure also influences the level of mobilised forces/stresses; larger values of normalised roughness result in higher mobilised forces/stresses at the interface layer and potentially failure through the soil, not at the interface. In this work, an intermediate roughness of the interface is found, which implies that failure at the interface and in the soil at the same time is likely to occur (Guo *et al.*, 2022). In such a case, the representative volume element (RVE) of the material in contact with the structure (at the interface level) may be considered to be comprised of two fractions associated with strong and weak force chains (Collins, 2005), where the majority of the shear deformations (plastic deformations) occur in the fraction of the RVE corresponding to weak force chains as a result of inter-grain slippage and rotation (Radjai et al., 1996, 1998).

When the temperature changes at the interface level, due to governing thermomechanical mechanisms (e.g. development of disjoining pressures for clayey soils and thermal expansion of particles and water for sandy soils), the macro-size pores in the fraction of the material associated with weak force chains may collapse. Consequently, the thermodynamically stable state of the soil can be prone to a thermodynamically unstable state. At the thermodynamically unstable state caused by heating, soil particles rotate and reorient temporarily (mostly in the fraction associated with weak force chains), which results in the observed evolution of shear displacement. This process continues until soil particles attain a sufficient number of contacts with adjacent particles and sufficient interlocking stresses are mobilised. Consequently, a new thermodynamically stable state is reached. The increase in the interlocking stresses, and in the area and number of contacts between particles, forms a new micro- and macro-mechanical structure inside the soil with macro-size pores reduced in size compared to before thermal loading. After several thermal cycles, the size of the macro-size pores are sufficiently reduced so that they may not be affected by thermal loads, leading to a cessation in shear displacement development which is consistent with the observed experimental results. This mechanism may be the main reason for the observed stiffer behaviour of the shearing after thermal cycles were applied to the soil (Figure 6 and Figure 7).

Conclusion

To investigate the thermomechanical stress and temperature histories that soils experience at the interface level of thermo-active geo-structures such as energy-piles, a set of experiments were conducted to investigate the coupling effect of shear stress and thermal cycles on the behaviour of soil-concrete interfaces. Samples were sheared to half of the interface's shear strength prior to being subjected to 5 heating/cooling cycles. The results indicated that shear displacements evolved when soil-concrete interfaces were subjected to thermal cycles, although only negligible changes in shear strength were observed. This is an important observation which should be considered in the design procedure of thermo-active structures. The observed temperature-induced shear displacements under constant shear stresses may result in additional and unwanted settlements during the serviceability life-time of these structures, especially for those whose main load-transfer mechanism to the soil and bearing capacity are through skin-friction mobilisation such as floating piles. Although a slight increase of stiffness was observed after thermal cycles under constant shear stresses, due to the newly formed micro- and macro-mechanical structures in the soil, these structures appear to be destroyed by subsequent shearing due to additional loading.

Acknowledgements

The financial support of the Netherlands Organisation for Scientific Research (NWO) through the project number 14698, the technical support of Wim Verwaal, Marc Friebel and Karel Heller from Delft University of Technology and Dr. Alborz Pourzargar from Wille Geotechniek, and the in-depth discussions with Dr. Soheib Maghsoodi, are gratefully acknowledged. The second author was supported by the National Natural Science Foundation of China (Grant No. 41972269, No. 51778138), the Postgraduate Research & Practice Innovation Program of Jiangsu Province (Grant No. KYCX18_0106) and the Chinese Scholarship Council.

References

- Boulon, M. and Foray, P. (1986) 'Physical and numerical simulation of lateral shaft friction along offshore piles in sand.', in *Third International Conference on Numerical methods in offshore piling*. Nantes, pp. 127–147.
- Brandl, H. (2006) 'Energy foundations and other thermo-active ground structures', *Géotechnique*, 56(2), pp. 81–122.
- BSI (1990) *British Standards 1377 (Part 2): Methods of Test for Soils for Civil Engineering Purposes—Classification Tests*. London.
- Collins, I. F. (2005) 'Elastic/plastic models for soils and sands', *International Journal of Mechanical Sciences*, 47(4–5), pp. 493–508.
- Di Donna, A., Ferrari, A. and Laloui, L. (2016) 'Experimental investigations of the soil–concrete interface: physical mechanisms, cyclic mobilization, and behaviour at different temperatures', *Canadian Geotechnical Journal*, 53(4), pp. 659–672.
- Fakharian, K. and Evgin, E. (1997) 'Cyclic simple-shear behavior of sand-steel interfaces under constant normal stiffness condition', *Journal of Geotechnical and Geoenvironmental Engineering*, 123(12), pp. 1096–1105.
- Golchin, A., Vardon, P. J. and Hicks, M. A. (2022) 'A thermo-mechanical constitutive model for fine-grained soils based on thermodynamics', *International Journal of Engineering Science*, 174, p. 103579.
- Guo, Y. *et al.* (2022) 'Soil-structure interface behaviour under monotonic and cyclic thermal loading', (*in press*).
- Houhou, R. *et al.* (2021) 'Microstructure observations in compacted clays subjected to thermal loading', *Engineering Geology*, 287, p. 105928.
- Kishida, H. and Uesugi, M. (1987) 'Tests of the interface between sand and steel in the simple shear apparatus', *Géotechnique*, 37(1), pp. 45–52.
- Li, C. *et al.* (2019) 'Effect of temperature on behaviour of red clay–structure interface', *Canadian Geotechnical Journal*, 56(1), pp. 126–134.
- Maghsoodi, S., Cuisinier, O. and Masroui, F. (2020) 'Thermal effects on mechanical behaviour of soil–structure interface', *Canadian Geotechnical Journal*, 57(1), pp. 32–47.
- Makasis, N. and Narsilio, G. A. (2020) 'Energy diaphragm wall thermal design: The effects of pipe configuration and spacing', *Renewable Energy*, 154, pp. 476–487.
- Paikowsky, S. G., Player, C. M. and Connors, P. J. (1995) 'A dual interface apparatus for testing unrestricted friction of soil along solid surfaces', *Geotechnical Testing Journal*, 18(2), p. 168.
- Radjai, F. *et al.* (1996) 'Force distributions in dense two-dimensional granular systems', *Physical Review Letters*, 77(2), pp. 274–277.
- Radjai, F. *et al.* (1998) 'Bimodal character of stress transmission in granular packings', *Physical Review Letters*, 80(1), pp. 61–64.
- Ravera, E., Sutman, M. and Laloui, L. (2021) 'Cyclic thermomechanical response of fine-grained soil–concrete interface for energy piles applications', *Canadian Geotechnical Journal*, 58(8), pp. 1216–1230.

- Russell Coccia, C. J. and McCartney, J. S. (2012) ‘A Thermo-Hydro-Mechanical True Triaxial Cell for Evaluation of the Impact of Anisotropy on Thermally Induced Volume Changes in Soils’, *Geotechnical Testing Journal*, 35(2), p. 103803.
- Taha, A. and Fall, M. (2013) ‘Shear behavior of sensitive marine clay-concrete interfaces’, *Journal of Geotechnical and Geoenvironmental Engineering*, 139(4), pp. 644–650.
- Tsubakihara, Y. and Kishida, H. (1993) ‘Frictional behaviour between normally consolidated clay and steel by two direct shear type apparatuses’, *Soils and Foundations*, 33(2), pp. 1–13.
- Uesugi, M. and Kishida, H. (1986) ‘Frictional resistance at yield between dry sand and mild steel’, *Soils and Foundations*, 26(4), pp. 139–149.
- Vasilescu, A. R. *et al.* (2019) ‘Influence of thermal cycles on the deformation of soil-pile interface in energy piles’, in *E3S Web Conference*.
- Vega, A. and McCartney, J. S. (2015) ‘Cyclic heating effects on thermal volume change of silt’, *Environmental Geotechnics*, 2(5), pp. 257–268.
- Yavari, N. *et al.* (2016) ‘Effect of temperature on the shear strength of soils and the soil–structure interface’, *Canadian Geotechnical Journal*, 53(7), pp. 1186–1194.
- Yazdani, S., Helwany, S. and Olgun, G. (2019) ‘Influence of temperature on soil–pile interface shear strength’, *Geomechanics for Energy and the Environment*, 18, pp. 69–78.

Table 1. Shear displacement at different stages of thermomechanical loading paths

	Normal stress, σ_n (kPa)	Thermal cycles	L_S (mm)	L_{TC_ini} (mm)	L_{TC_end} (mm)	ΔL_{TC} (mm)	R_a (%)
Clay-concrete interface	50	Heating	0.40	0.42	0.55	0.13	32.5
	50	Cooling	0.20	0.24	0.30	0.06	30
	150	Heating	0.58	0.64	0.76	0.12	20.7
	150	Cooling	0.44	0.48	0.59	0.11	25
Sand-concrete interface	50	Heating	0.37	0.38	0.45	0.07	19
	50	Cooling	0.41	0.46	0.53	0.07	17
	150	Heating	0.63	0.64	0.72	0.08	12.7
	150	Cooling	0.50	0.51	0.59	0.08	16

L_S : Shear displacement at $\tau/\tau_f=0.5$

L_{TC_ini} : Shear displacement at the beginning of thermal cycles

L_{TC_end} : Shear displacement at the end of thermal cycles

ΔL_{TC} : Shear displacement during thermal cycles ($= L_{TC_end} - L_{TC_ini}$)

R_a : Percentage of the measured shear displacement during thermal cycles with respect to the measured shear displacement at $\tau/\tau_f=0.5$ ($= \Delta L_{TC} / L_S \times 100$)

Figure captions

Figure 1. Schematic of boundary conditions normal to the soil-interface: (a) constant normal load; (b) constant normal stiffness; (c) constant volume

Figure 2. Thermomechanical stress path of the experimental programme; heating cycles and cooling cycles are shown, respectively, by red and blue arrows

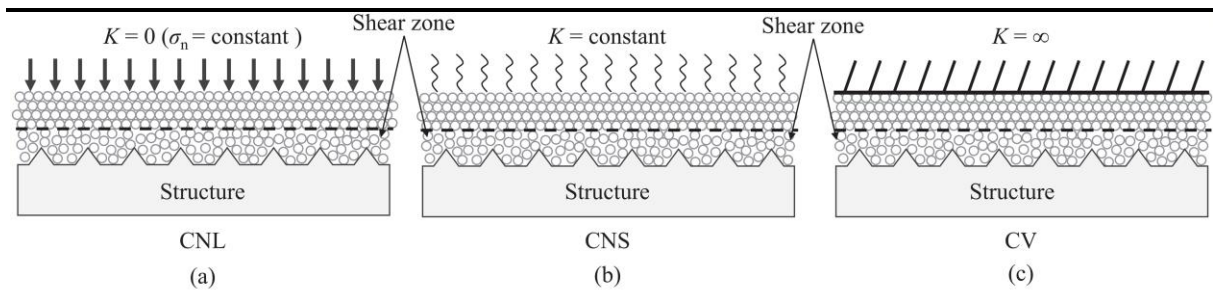
Figure 3. Evolution of shear displacement of clay-concrete interface during thermal cycles: (a) heating cycles at $\sigma_n=50\text{kPa}$; (b) cooling cycles at $\sigma_n=50\text{kPa}$; (c) heating cycles at $\sigma_n=150\text{kPa}$; (d) cooling cycles at $\sigma_n=150\text{kPa}$

Figure 4. Evolution of shear displacement of sand-concrete interface during thermal cycles: (a) heating cycles at $\sigma_n=50\text{kPa}$; (b) cooling cycles at $\sigma_n=50\text{kPa}$; (c) heating cycles at $\sigma_n=150\text{kPa}$; (d) cooling cycles at $\sigma_n=150\text{kPa}$

Figure 5. R_{na} : (a) clay-concrete interfaces; (b) sand-concrete interfaces

Figure 6. Shear stress versus shear displacement of clay-concrete interface: (a) all specimens; (b) magnified box A for the samples at $\sigma_n=50\text{kPa}$; (c) magnified box B for the samples at $\sigma_n=150\text{kPa}$

Figure 7. Shear stress versus shear displacement of sand-concrete interface: (a) all specimens; (b) magnified box A for the samples at $\sigma_n=50\text{kPa}$; (c) magnified box B for the samples at $\sigma_n=150\text{kPa}$



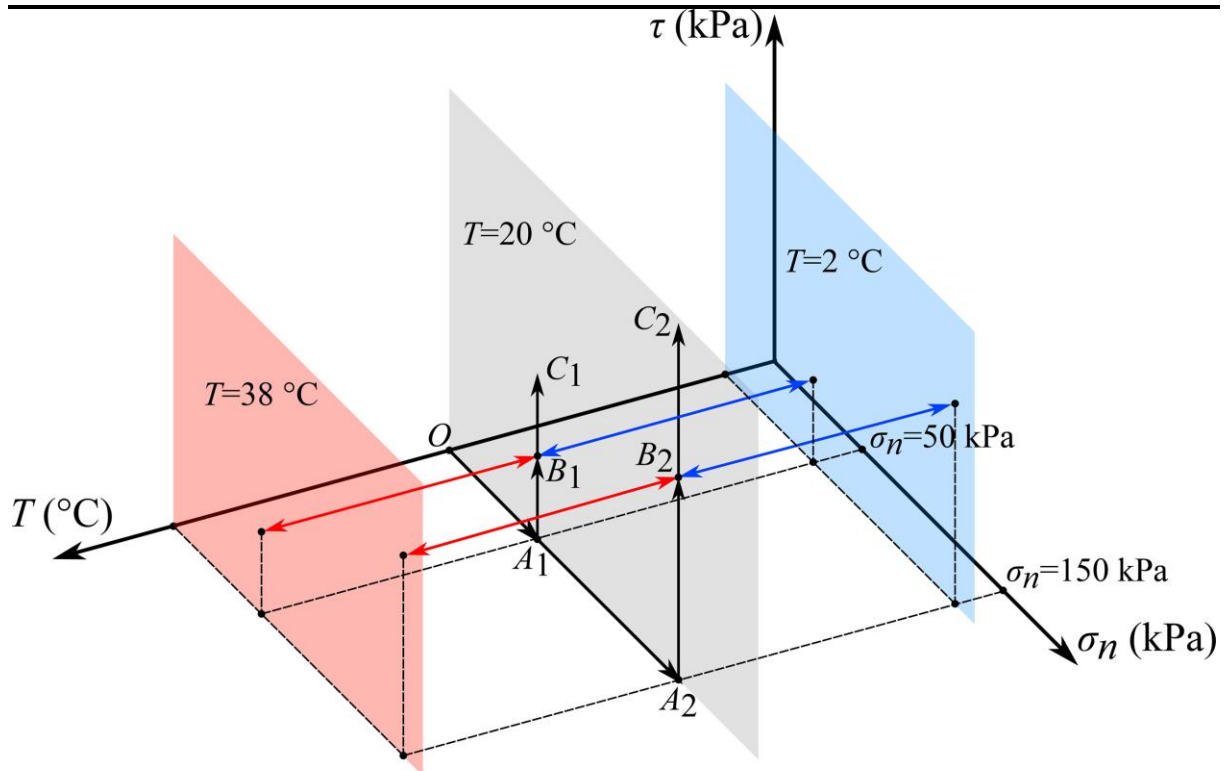
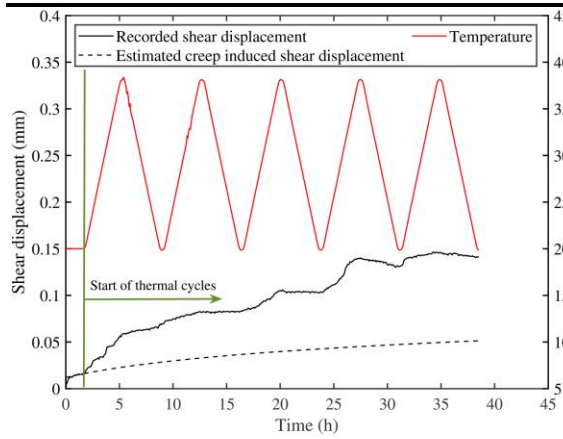
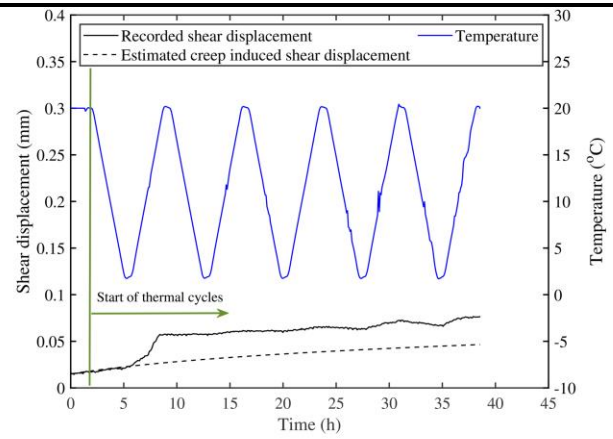


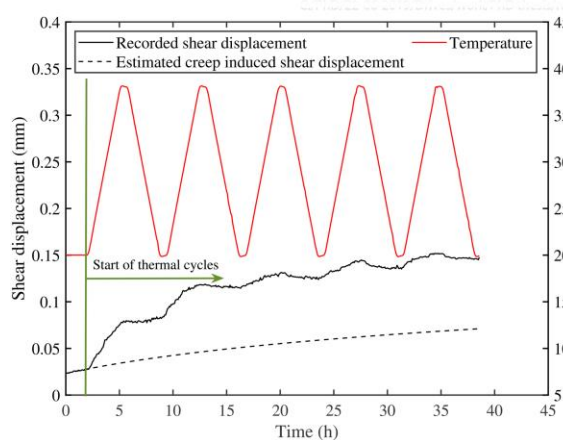
Fig 2



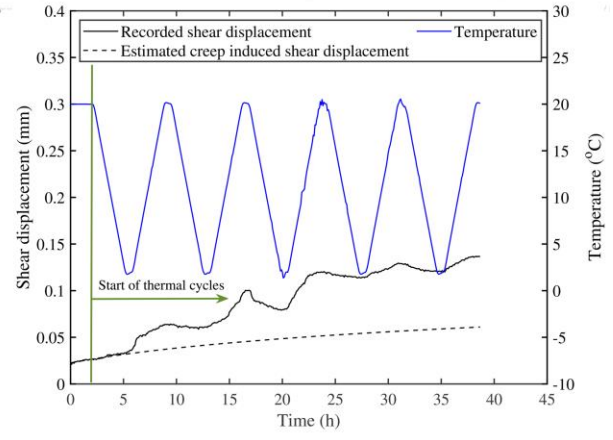
Fig_3-a



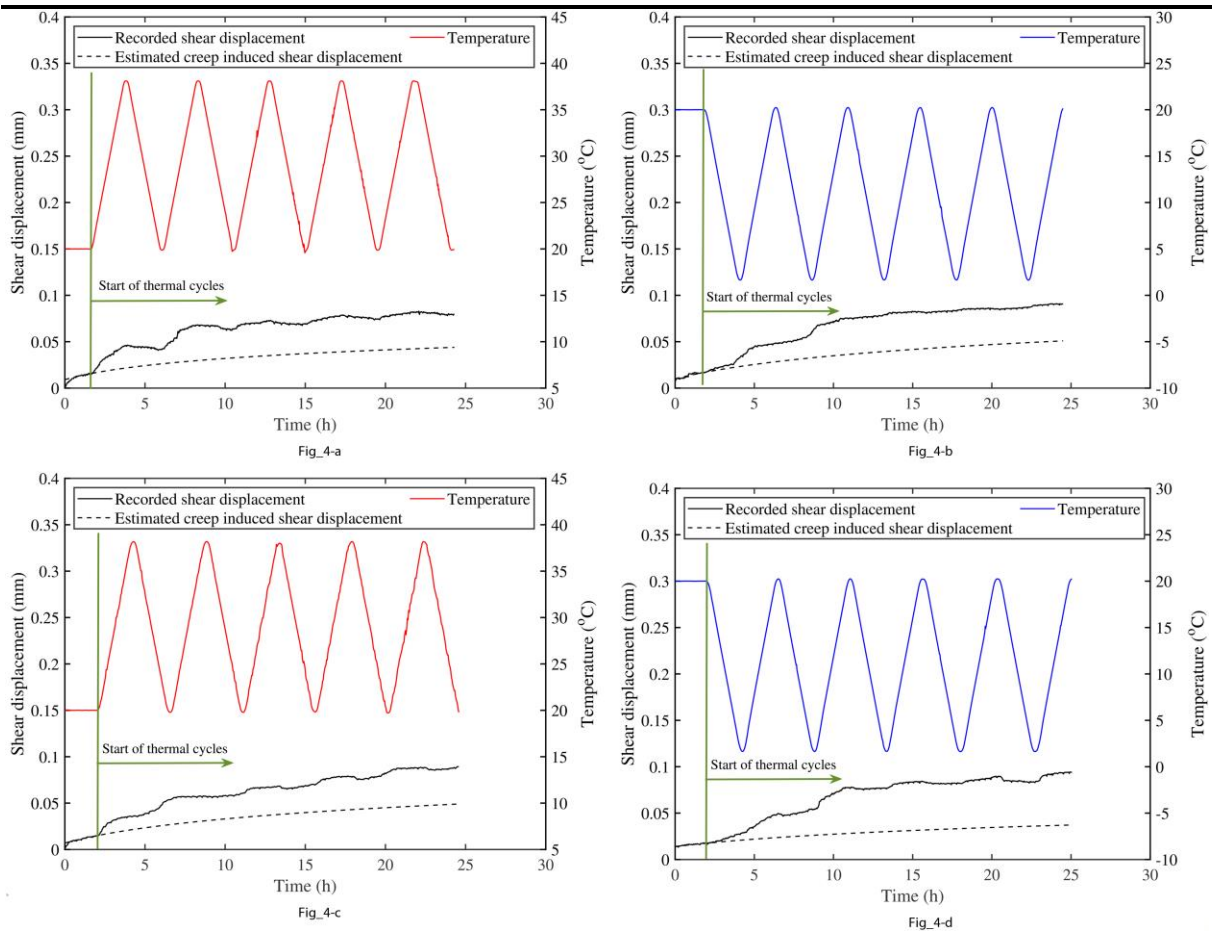
Fig_3-b

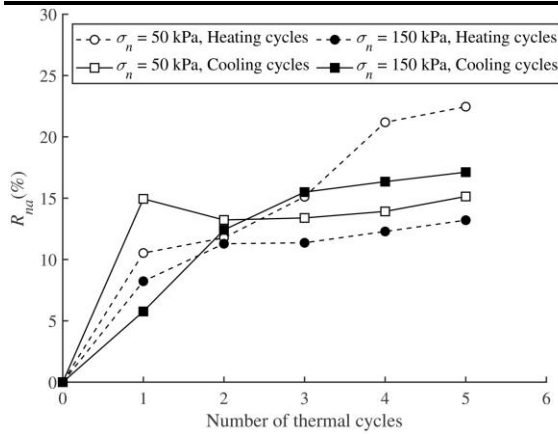


Fig_3-c

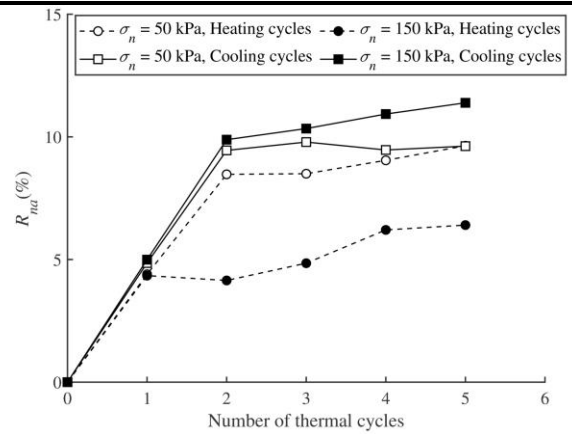


Fig_3-d

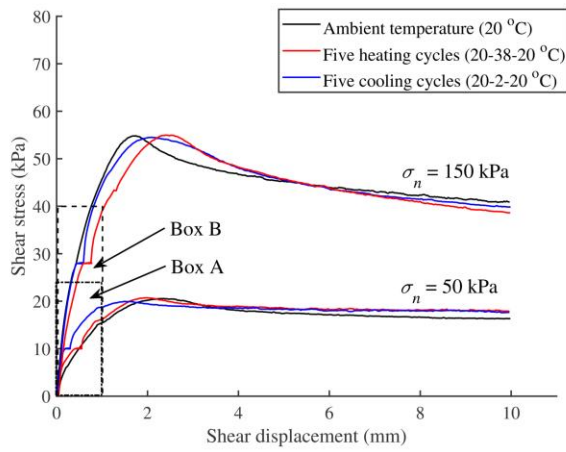




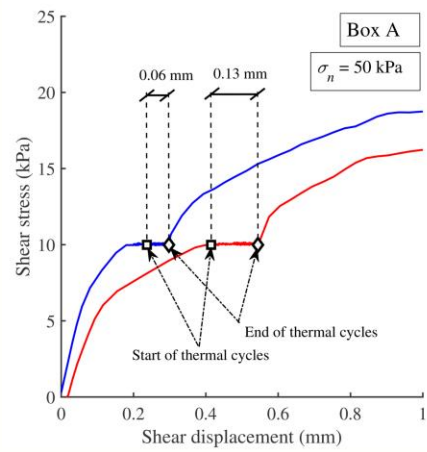
Fig_5-a



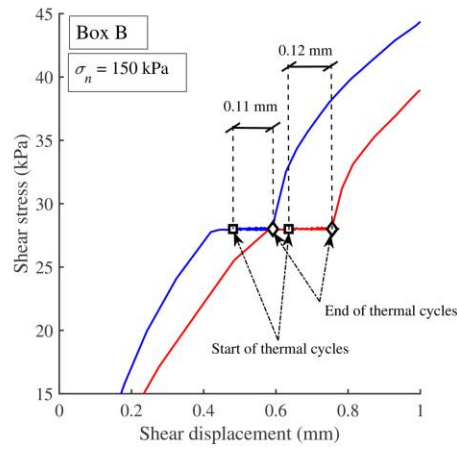
Fig_5-b



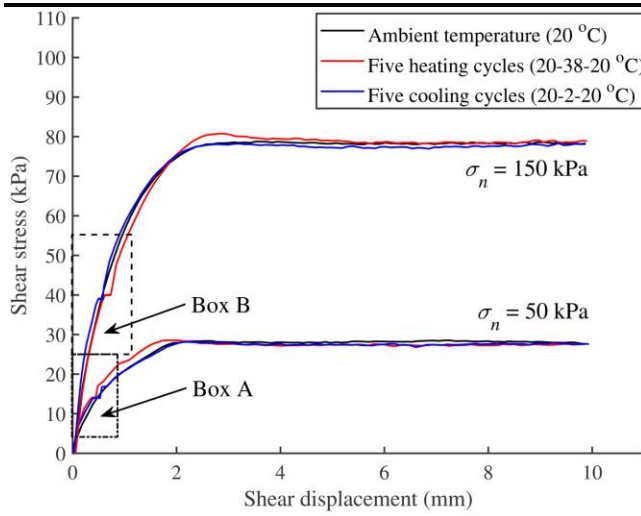
Fig_6-a



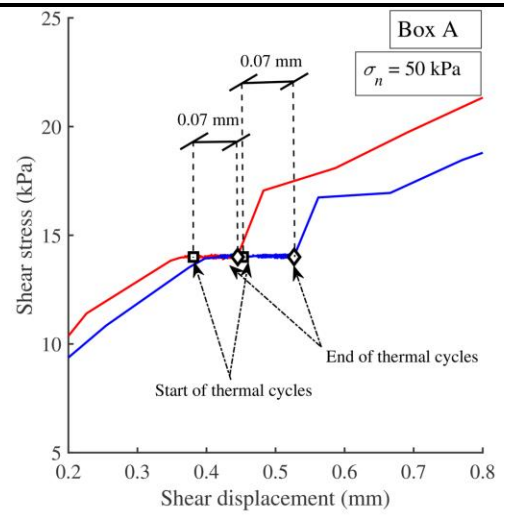
Fig_6-b



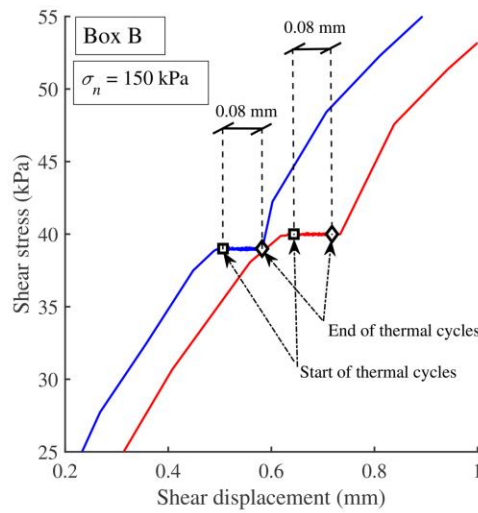
Fig_6-c



Fig_7-a



Fig_7-b



Fig_7-c