



Delft University of Technology

## Procedural Generation of Narrative Worlds

Balint, J. Timothy; Bidarra, Rafael

**DOI**

[10.1109/TG.2022.3216582](https://doi.org/10.1109/TG.2022.3216582)

**Publication date**

2023

**Document Version**

Final published version

**Published in**

IEEE Transactions on Games

**Citation (APA)**

Balint, J. T., & Bidarra, R. (2023). Procedural Generation of Narrative Worlds. *IEEE Transactions on Games*, 15(2), 262-272. <https://doi.org/10.1109/TG.2022.3216582>

**Important note**

To cite this publication, please use the final published version (if applicable). Please check the document version above.

**Copyright**

Other than for strictly personal use, it is not permitted to download, forward or distribute the text or part of it, without the consent of the author(s) and/or copyright holder(s), unless the work is under an open content license such as Creative Commons.

**Takedown policy**

Please contact us and provide details if you believe this document breaches copyrights. We will remove access to the work immediately and investigate your claim.

***Green Open Access added to TU Delft Institutional Repository***

***'You share, we take care!' - Taverne project***

**<https://www.openaccess.nl/en/you-share-we-take-care>**

Otherwise as indicated in the copyright section: the publisher is the copyright holder of this work and the author uses the Dutch legislation to make this work public.

# Procedural Generation of Narrative Worlds

J. Timothy Balint <sup>1</sup> and Rafael Bidarra <sup>2</sup>, *Senior Member, IEEE*

**Abstract**—A narrative world typically consists of several inter-related locations that, all together, fully support enacting a given story. For this, each location in a narrative world features all the objects as required there by the narrative, as well as a variety of other objects that plausibly describe or decorate the location. Procedural generation of narrative worlds poses many challenges, including that, first, it cannot lean only on domain knowledge (e.g., patterns of objects commonly found in typical locations), and, second, it involves a temporal dimension, which introduces dynamic fluctuations of objects between locations. In this article, we present a novel approach for the procedural generation of narrative worlds, following two stages: first, a *narrative world mold* is generated (only once) for a given story; second, the narrative world mold is used to create one (or more) possible narrative worlds for that story. For each story, its narrative world mold integrates spatio-temporal descriptions of its locations with the object semantics and the domain knowledge previously acquired on typical locations. We describe how a narrative world mold can be generated, as well as how it can be fed to existing procedural generation methods, to create a variety of narrative worlds that fit that narrative. We evaluate our own implementation of this approach, performing a number of experiments that illustrate both the expressive power of narrative world molds and their ability to steer the generation of narrative worlds.

**Index Terms**—Computational narratives, narrative world (NW) mold (NWM), NWs, procedural content generation.

## I. INTRODUCTION

A *NARRATIVE world* (NW) [1] is an environment consisting of several interrelated locations, or *spaces*, which are intrinsically associated to a given *story*, in such a way that this story can be enacted in that NW. In a way, theaters likely provide one of the oldest and most common NW examples, and they serve to illustrate an essential property of NWs: that, despite all possible constraints put forward by the story, there is a huge variety of potential NWs, all of which support that very same story. In this article, we are specifically concerned with a variety of generative (or procedural [2]) methods able to (semi)automate the generation of such NWs, and particularly, of virtual NWs.

Manuscript received 18 January 2021; revised 28 August 2021 and 20 June 2022; accepted 1 October 2022. Date of publication 25 October 2022; date of current version 16 June 2023. This work was supported by the Virtual E-Coaching and Storytelling Technology for Post-Traumatic Stress Disorder Programme, financed by the Netherlands Organization for Scientific Research under Grant 314-99-104. (*Corresponding author: J. Timothy Balint.*)

J. Timothy Balint is with the Delft University of Technology, 2628 CD Delft, The Netherlands, and also with the Stonehill College, Easton, MA 02357 USA (e-mail: jbalint2@gmu.edu).

Rafael Bidarra is with the Delft University of Technology, 2628 CD Delft, The Netherlands (e-mail: r.bidarra@tudelft.nl).

Color versions of one or more figures in this article are available at <https://doi.org/10.1109/TG.2022.3216582>.

Digital Object Identifier 10.1109/TG.2022.3216582

Achieving this is a rather challenging endeavor because the resulting world needs to:

- 1) provide full support for each and *every action* in the narrative (e.g., include each action's location);
- 2) integrate and layout in a sensible manner all the *essential objects* required by those actions, at the appropriate locations (e.g., have a chair in a location where a character sits down);
- 3) complete each location with a variety of other objects that, despite being *nonessential items*, are typically found in it (e.g., have paintings or lamps hanging in a living room);
- 4) take into account the spatio-temporal interrelationships among locations of the narrative (e.g., what is moved when, by which characters, between which locations).

Many techniques have been investigated for computational story generation, but the majority of that work has been dedicated to automating plot generation rather than space generation [3]. Furthermore, many of these techniques require an initial, high-level declaration, and placement of essential and decorative objects, known as the full initial state. In this article, we focus on the question: *given an input story lacking a full initial state, what does it take to automate the generation of a NW for it?* To preserve the focus on world (rather than story) generation, we will assume that this input is a *valid and coherent story*, typically consisting of a sequence of actions on objects, performed by characters in a given location, as used previously by many other authors [4], [5], [6], [7]. By starting from a *coherent* story, we are simply assuming that it has been validated, and deemed free of logical or spatio-temporal contradictions among the plot points. That excludes, for example, that a character picks up the apple from the table, hours after 1) that character has been killed or 2) someone else has eaten that apple. In other words, we assume the story “does not prescribe” any impossibility for the world.

At times, researchers have used a variety of specific narrative formats, including, e.g., planning domain definition language (PDDL), which provide many features to process natural language stories into interactive adventures [8], to visualize story states [9], [10], as well as to generate action operators from natural language descriptions [11]. The reverse side to those approaches, however, is that the resulting research results become dependent on the presence of such specific features and formats. We, therefore, opted for a simple, agnostic input narrative format, assuming no specific features nor advanced structures.

In order to properly build each location for such an NW, both its objects (*content*) and the relationships between them (*structure*) need to be determined. These can be either explicitly described by a (world) designer (as is, e.g., done in WordsEye [12]

and SceneSeer [13]), or implicitly derived, e.g., through domain knowledge and/or rules about locations. This knowledge on what objects are, how they behave and relate to others, etc., is usually designated as their *semantics*. Semantics plays an important role, both among concrete object instances (as in *this couch is against the left wall*), and among generic classes (as in *Chairs are often placed around flat furniture*). Semantics involving object classes typically provides useful generalizations about both the content and structure of locations. Various scene synthesis systems that build a single, static 3-D environment from data operate on both the content and the structure levels [14].

We posit that taking only into account spatial relationships between objects is insufficient for a scene synthesis system to automatically generate an NW as defined here, because it overlooks the temporal constraints that narrative actions impose on many objects. To the best of authors' knowledge, so far no scene synthesis system has taken into account the generation of dynamic locations, aimed at undergoing changes according to a narrative time-line. Likewise, very few systems have attempted using a narrative, and particularly its temporal dimension, to control scene synthesis for the entire story's world.

We propose a novel approach for the procedural generation of NWs that overcomes these limitations, based on the notion of *narrative world mold* (NWM). An NWM integrates, for each story, the spatio-temporal descriptions of its essential narrative elements (objects, characters, locations, and their interrelationships), with object semantics and domain knowledge.

Once an NWM has been derived for a given story, it can be used to generate a variety of alternative NWs, each of which is guaranteed to fulfill the requirements posed by that story. This NW generation phase can then be steered in a variety of ways, yielding, e.g., a minimalistic, a futuristic, or an overly decorated NW, according to the control possibilities offered by the particular procedural generation techniques used. By using an NWM that guarantees spatio-temporal coherence of an NW, the aforementioned challenges to procedurally generating virtual NWs can be overcome.

## II. RELATED WORK

Arguably the most studied area around NW generation consists of generating and laying out the locations, otherwise known as (*virtual*) *world generation*. World generation methods can be classified into *single-location generation* and *multilocation generation*, as well as *data-driven* and *mixed-initiative*. Data-driven methods are (almost) solely automated processes, and mixed-initiative methods combine data, automation and human input in order to generate the world.

The most common approach to generate a virtual world is to autonomously create a *single location* from data-driven domain knowledge, on which topic a recent survey has been published [15]. Knowledge is most often developed through learning the common objects typically found in a location, as well as the relationships normally seen between those objects. Relationship representation methods can be categorized into controlled rules [16], [17], [18], [19], [20], object-object constraints [21], [22], [23], [24], and human-centric object relationships [25], [26], [27]. Each of these methods provides ways to

create a variety of object configurations for a location, generally through some optimization over the known relationships for that location. This favors location diversity, allowing for the creation of distinct location variants from a learned location pattern.

Unlike data-driven methods, mixed-initiative single location methods rely on human insight to steer the generation of a space. Earlier work, such as the WordsEye system [12], requires explicit specification of the objects in the scene and of their relative placement. Ma [14] later extended this idea for a single animation based on a single sentence. More recent work allows authorial control for creating a procedurally generated scene. SceneSeer [13] and Ma et al. [28] place objects in a room based on natural language text. Unlike WordsEye, SceneSeer uses data-driven domain knowledge, allowing it to add implicit objects that are related to the explicit objects mentioned in the text. Fu et al. [29] complete a room pattern based on the objects an author places in the environment. All of these methods provide a scene author with some control (or almost total control, in WordsEye's case) in order to generate a representation closer to what the author has in mind.

Some mixed-initiative methods have been developed to generate an entire world at once, with *multiple locations* [30]. These methods mostly focus on indoor scenes, consisting of interconnected locations, such as the various rooms in a house or dungeon. Camozzato et al. [31] use a sketch to layout rooms in an apartment. This sketch does not contain furniture but rather the walls within which the entire apartment exists. Similarly, Wu et al. [32] generate layouts through hierarchical decomposition and quadratic programming over a set of constraints representing high level specifications from a user. Finally, in one of their case studies, Karavolos et al. [33] use a sketch of a mission graph (where each node represents an action) in order to generate several interconnected locations in a dungeon.

There has been less work on mixed-initiative generation of complete worlds based on a provided narrative. Both GameForge [34] and Valls-Vargas et al. [35] are concerned with generating locations from a sequence of *plot points*, understood as consecutive actions performed by characters on objects. Valls-Vargas et al. only create and connect locations from the narrative, while GameForge places decorations in their environment based on authored or automatic (Gaussian) distributions.

The methods discussed above aim at creating locations from a time-invariant perspective, i.e., they all focus on building the initial set-up of locations. However, many virtual environments, and specifically NWs, evolve over time. When using a narrative to steer their generation, there are time-dependent fluctuations of the objects in the various locations, which must be taken into account. To the best of authors' knowledge, this dynamic aspect has not been handled in previous research work.

## III. OVERVIEW OF NW GENERATION

A narrative can be enacted in a large variety of possible NWs, as long as each of them meets the following two requirements: 1) the world must contain the content required in each location throughout the narrative, and 2) the world must be set-up and laid-out taking into account the fluctuation of content in and out of its locations, due to the narrative actions occurring over

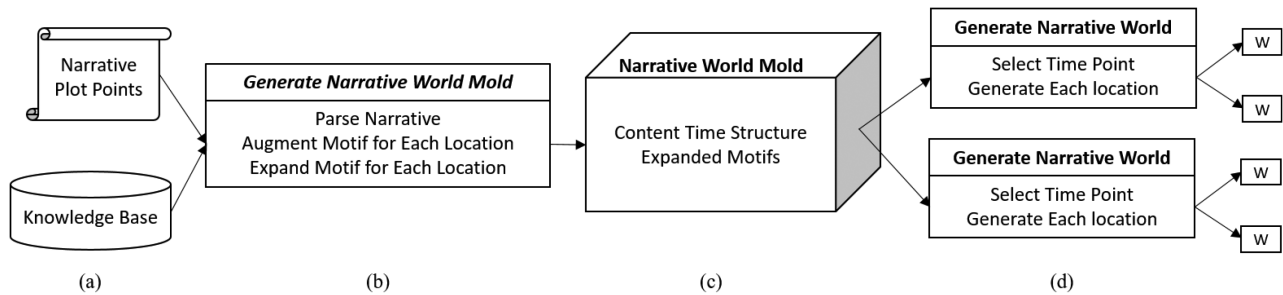


Fig. 1. Two main phases of the NW generation pipeline. (a) Narrative and knowledge base are used to (b) generate the components of an NWM; (c) this NWM can then be used to (d) generate one or more NWs, all of which, by definition, support enacting the input narrative.

time. These two requirements set the bottom line for any NW, enforcing that it respects and supports the essence of its narrative, above all other secondary details and contingencies. We call this “common ground” of all those NWs the NWM for that narrative. Given a narrative, its NWM is a semantic model integrating 1) the spatio-temporal descriptions of its essential narrative elements (objects, characters, actions, locations, and their interrelationships), with 2) object semantics and domain knowledge on location structure.

In this section, we summarize the proposed approach, from taking a narrative and generating its NWM up to creating one or more NWs for it, as depicted in the pipeline of Fig. 1.

The first input required for the NWM generation is the narrative itself. Here, we will consider a narrative to be essentially comprised of plot points, each plot point consisting of an action, any subjects and objects involved in the action, as well as the location that action takes place in. For simplicity, we will consider that these plot points impose a strict ordering of events; see Appendices A and B, for examples.

Implicitly, plot points define the minimal set of locations needed in the NW, as well as the requirement of specific objects, per location, at specific points in time; we call these *narrative objects*. However, in order to actually generate each complete location, one needs more than just a minimal set of objects, indispensable for a few actions. For example, imagine at some point in the narrative a discussion takes place between two characters sitting in a living room. In order to look plausible, this location needs not only, say, the couch where they are sitting, but also a table, chairs, bookshelves, pictures on the wall, some decoration, etc., even if they are not mentioned at all in any plot point. Therefore, we also need knowledge about how “typical” locations, as those needed in the narrative, may “look like.” This includes, for example, which types/quantities of which objects they usually contain, relations among them, etc. This information, referred to as domain knowledge, can be represented and kept in a knowledge base. In order to support reasoning about the objects in a location and their inter-relationships, this knowledge base should contain, at least:

- 1) a taxonomy of *actions*, needed to understand and process the plot points;
- 2) an ontology of *objects* (e.g., organized into some taxonomy), needed to understand the content;
- 3) a taxonomy of *motifs*, defined as pattern-based probabilistic descriptions of typical locations, needed to generate plausible location layouts.

An NWM integrates, for each location, the information in the respective motif with the object fluctuations that occur in it throughout the narrative. The purpose of this integration is to capture the narrative-specific requirements in terms of the role of individual objects over time and space, and thus, help to shape the generic descriptions contained in motifs.

In a way, we can say that motifs bring in the large-scale composition and the plausibility to location descriptions, while the narrative fine-tunes these, assuring they fit the particular story taking place there, over time. This temporal dimension captured by an NWM gives it the ability to overcome potential mismatches between what is *usually found in a location* and what *this narrative needs there at a given moment*.

The following two sections describe, respectively, how the NWM can be derived (see Section IV) and how it can be subsequently used to generate a variety of NWs (see Section V).

#### IV. NWM GENERATION

Generation of the NWM, as depicted in Fig. 1, requires two inputs: the narrative and the knowledge base. Basically, generating the NWM accounts for extracting the essence of the narrative into a compact and usable form. This can be done in the following three stages: classifying the set of locations that are required by the narrative, determining spatio-temporal fluctuations of objects throughout the narrative, and integrating those fluctuations with the motifs of the various locations.

Much of the essence of a narrative is inherent to the actions in its plot points, which relate characters to objects at some location(s). In the knowledge base, on the other hand, actions are described with their semantics (including, e.g., their possibly different uses, meanings, contexts, frames, etc.). To make this explicit, we first identify for each plot point the corresponding action in the knowledge base, and associate them so that this inherent semantics gets captured in what we call the *compiled narrative*.

The actions in the knowledge base include *predicates*, with information, e.g., on what is needed in the world for the action to commence, as well as on how the action changes the world state. In particular, so-called *inventory changing predicates* are instrumental to capture when content is added, used, transferred or removed. For example, a *pickup* action has an inventory changing predicate, transferring an object from a location to the inventory of the character performing the action.

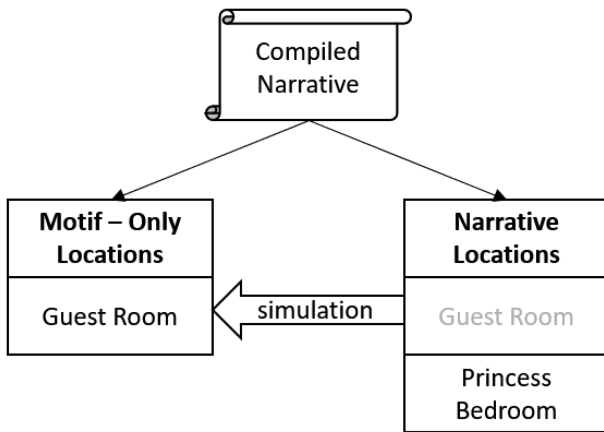


Fig. 2. Example of classification of locations for Appendix A: the *Guest Room*, initially classified as narrative location (from plot point 14), is finally identified as a motif-only location, by simulating the story.

By analyzing the compiled narrative, the objects in its locations can be determined and reasoned about. By discovering and capturing how the world changes over time throughout the narrative, all essential objects required by the narrative are identified, and combined with a variety of other objects that typically belong in such locations, considering all their spatio-temporal interrelationships. The three stages of NWM generation are now discussed in more detail.

#### A. Classification of Locations

The set of all locations in a narrative can be easily extracted by walking through all its actions. However, for NW generation purposes, it is convenient to distinguish two types of locations: *motif-only locations* (i.e., those locations without particular narrative requirements, other than those objects in the respective motif) and *narrative locations* (i.e., those in which the narrative requires specific objects and/or layouts).

An initial set of motif-only locations comprises those locations where the only actions taking place neither use nor require any (local) objects; for example, a simple *Talk* action only requires one or more characters, but no local objects.

By analyzing the compiled narrative, we can expand this set of motif-only locations to also include those locations where the only actions taking place leave the location inventory unaffected. For this, it suffices to perform a simple simulation that sequentially scans the compiled narrative, and only processes the inventory changing predicates of each action, in order to track how objects move among characters' and locations' inventories over time. This allows the identification of actions by which, e.g., objects are exchanged between characters' inventories, or consumed from a character's inventory. All such actions have no net effect on the location inventory. For example, if a character gives *poison* to another character (as mentioned in plot point 14 of Appendix A), then this action does not add nor remove poison to/from the location: since the character had the poison, it was in their inventory, not in that of the location; and this remains unaffected, might either character leave the location; hence, the reclassification of the *Guest Room*, depicted in Fig. 2.

Naturally, this narrative simulation assumes that all its actions do take place, which is a reasonable assumption, consequence of the fact that the narrative has the authorial control, thus representing the author's vision of the NW.

#### B. Dynamic Inventory Determination

Once the set of locations is classified into motif-only and narrative locations, we can analyze how the narrative locations change over time. This temporal understanding of the narrative will provide the temporal basis to the NWM. As mentioned above, the narrative simulation, in essence, determines the way the content of each location changes over time. This results in a table of spatio-temporal inventory fluctuations (STIFs) indicating, per location, *when* and *which* content is added or removed from its inventory.

However, this dynamic nature of STIFs, generated from a sequential narrative simulation, is not yet enough to fully determine the complete inventory of every narrative location at any given moment. The reason is that an STIF entry can tell us, at most, when (and where) an object gets mentioned in the narrative for the first time (e.g., "the Princess picks up a bottle"); but that does not tell us where (nor since when) that object has been before that moment (e.g., whether the bottle was there from the very beginning, or was brought in by someone). To solve this, we have to analyze the inventory changing predicates, deriving whether that object had always been in that location (in case the action is, e.g., destroying, moving or picking it up), or whether it is only then joining its inventory (in case the action is, e.g., creating or putting down). In this way, we can determine the initial inventory of every narrative location. Moreover, combining that initial state with the STIFs, one can also determine what the inventory of that location will look like at any later stage of the narrative.

#### C. Integrating Narrative Inventories With Motifs

The location inventories computed above express only the indispensable objects required there by the narrative. In order to make that location appear as a location of a specific type (e.g., a kitchen or a restaurant), a variety of *decoration objects* will have to be added to it, following the typical patterns captured by the motifs, in the knowledge base. Therefore, for each location, we need to integrate its narrative inventory with the respective motif, merging their objects and, possibly rearranging, their interrelationships in a plausible and meaningful manner.

1) *Motifs*: *Motifs* were introduced in Section III as probabilistic descriptions of a given location type, defining the typical patterns found in locations of that type. Essentially, a motif consists of a set of objects and a set of relationships between them, as well as the probability of that content or relationship to occur. For example, a bedroom motif could contain beds, lamps, and treadmills: the bed would have a very high probability in the motif, meaning that it commonly occurs in a bedroom; conversely, a treadmill might have a low probability, and be, thus, seldom found in a bedroom.

For each object in a motif, its semantics can be retrieved from the object taxonomy in the knowledge base [36]. For this

reason, it is often possible to trace specific narrative content to some generalization found in the motif, thus increasing the likelihood of that concrete object to assume relationships in the motif. Imagine, for example, one of the objects in the narrative is a *rocking chair*, and the motif has a *chair* object. Once *chair* is a parent of *rocking chair* in the taxonomy, then, for many (generative) purposes, *rocking chair* can be treated the same as the *chair* object in the motif.

In short, motifs provide a very rich description for creating locations in an NW: for motif-only locations, the motif provides all information needed to procedurally generate them; for narrative locations, that information has to be combined with the STIFs for that location to accurately determine its actual inventory, as explained in the following.

2) *Expanding Motifs With the Narrative*: It may happen that some of the objects the narrative requires at a location are already found in its respective motif. In such cases, we just have to modify the occurrence probability of such narrative objects to 1, in the motif. All other objects required by the narrative at a location have to be also appended to its motif, as well as tagged with an occurrence probability of 1.

Appending each of these new objects, say  $x$ , to the motif, can be done by connecting it through one or more relationships to existing objects. However, this motif expansion should not be improvised, but rather done sensibly, so that  $x$  “plausibly fits into” the motif. A reasonable way to do this is to lookup, in the knowledge base, for other motifs in which  $x$  occurs, in order to “find inspiration” for frequent and plausible objects  $x$  relates to. A chain of relationships from another motif may provide the necessary structure that connects each object  $x$  to content already in the motif. Typically, multiple such chains can be found; using different criteria for selecting one of them will guarantee diversity in the resulting expanded motif. One such criterion for choosing the best relationship chain is to find the most succinct, or shortest, chain. This criterion neither clutters the base motif with too many new objects, nor obfuscates the learned pattern of the location. An example of motif expansion is given in Fig. 3.

All together, the STIFs, the expanded motifs for narrative locations, and the motifs for the motif-only locations, constitute the NWM. The NWM allows for plenty of diversity and variability in the world generation process, given the stochastic nature of its motifs. Moreover, because an NWM explicitly includes all content required throughout the whole narrative, any world correctly generated from such an NWM is guaranteed to support that narrative.

## V. PREPARING NW GENERATION

As shown in the previous section, the inclusion of the STIFs in the NWM can help us determine the precise inventory of a location at any given point in time. Therefore, the first step in preparing the NWM for generation consists of 1) choosing a time point  $t_i$  for the desired NW (for example, the start of the narrative), and 2) reducing the spatio-temporal dependencies in the NWM, by grounding the motif of each location onto that time point  $t_i$ . As a result, each grounded motif will not feature content,

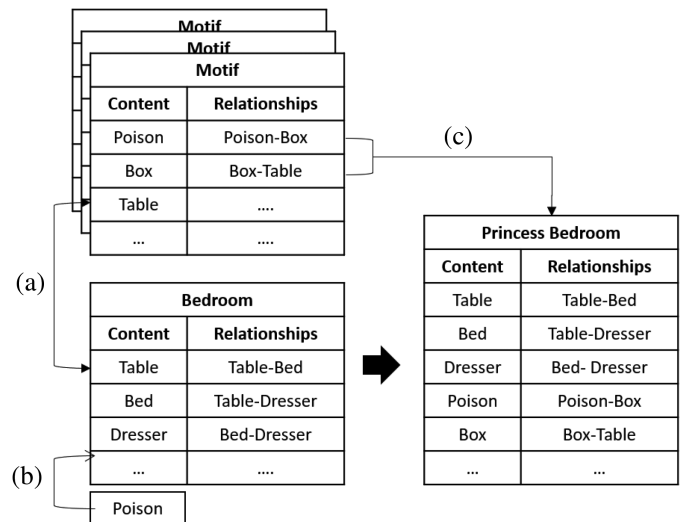


Fig. 3. Expanding the *Princess Bedroom* motif to include content and relationships from the STIF. (a) *Poison* object is not normally found in a *Bedroom*. (b) Other motifs in the knowledge base are searched until a connection between *Poison* and an object in the bedroom is found (*Table*). (c) New content (*Poison*) and its relationship (to *Table*) are appended to the expanded *Princess Bedroom* motif.

which will only appear in that location later in the story; but it will contain all content which was brought in to that location (and not taken away) up to time point  $t_i$  in the narrative. In other words, solving the spatio-temporal dependencies in the NWM for time point  $t_i$ , should guarantee that the grounded motif for each location contains all objects that are relevant for (and from) that moment.

These grounded motifs can typically serve as the input to a location procedural generator such as the ones mentioned in Section II. Still, care must be taken when grounding a motif onto a time point  $t_i$ , so that the resulting structure still supports the subsequent narrative. First, as each motif in the NWM contains the content and relationships for all times in a location, one has to guarantee that the pruning of “future” objects/relationships from the motif does not leave it disconnected, with dangling (sets of) objects lacking a relationship to that location. Second, when pruning “future” objects/relationships from a motif, one should also prevent removing implied necessary content (INC), defined as other content that is going to be required in that location at a later stage (though not at stage  $t_i$ ). INC is instrumental to guarantee that those “future” objects can find some relationship to the environment. An example of this is given in Fig. 4. The objects connected by any relationships to the removed objects are then marked as INC, and their probabilities reweighted in the motif, so that they stay in the motif to be taken in the generation process.

INC is a way to safeguard against creating an environment ill-equipped for the narrative. Naïvely generating a room without consideration for past and future narrative events might mean that necessary content may be unable to form a relationship with the generated world. For example, if a cup is brought into a room and left there, common sense implicitly states that it would be left on some flat surface. In the mold, this manifests

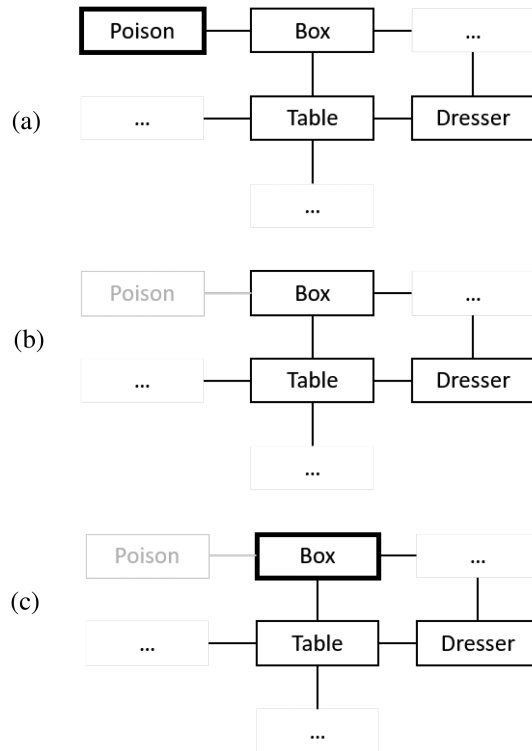


Fig. 4. Example of INC in a location: (a) At some moment  $t_i$  in the story, *poison* (in bold) will be brought in and hid within a *box*; (b) to generate that location at some time point  $t_j < t_i$ , the *poison* is removed from the motif (grayed out); (c) however, the *box* is marked as INC and kept for the generation at time point  $t_j$ , to allow for that “future” relationship with the *poison*.

itself as a relationship between a cup object and other objects in the location, e.g., a table. Grounding at time point  $t_i$  ensures the cup will not be generated prematurely in the room. However, the table should always be generated in the room to allow the location to accommodate the later addition of the cup. By imposing that those implied relationships (and therefore, the content they involve) are still necessary, the narrative will remain properly supported.

After determining all INC for the chosen time point  $t_i$ , the NWM can be translated into a suitable format, and input to any of the data-driven procedural generation methods discussed in Section II. However, as the content in the motifs of the NWM is probabilistic, there is plenty of room to steer the quantity and variety in that input. Examples of this can include adjusting the probability threshold when selecting, which objects to include in the generation, or using specific designer preferences, possibly filtering the selection and instantiation of decorative objects and relations to be actually requested from the generator.

## VI. IMPLEMENTATION ASPECTS

NW generation is dependent on the setup of the knowledge base. We now briefly describe how we structured and populated our object taxonomy, which resembles the knowledge graphs of Liang et al. [37]; see an example taxonomy in Fig. 5. In this taxonomy, each object has a single parent and one set of related semantics (including a geometric model and an axis-aligned

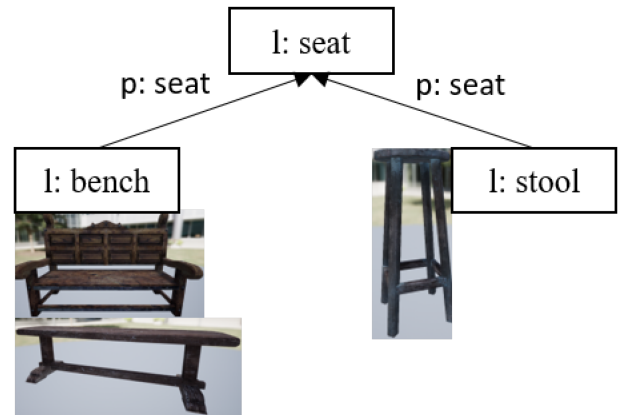


Fig. 5. Portion of an example object taxonomy containing three objects, with their relationships and labels.

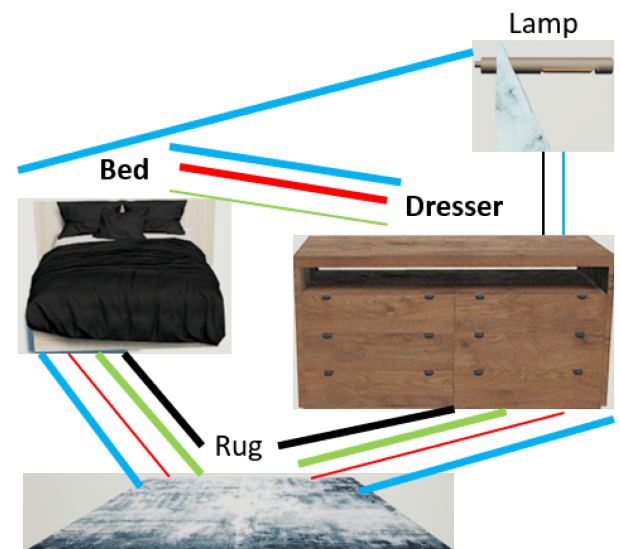


Fig. 6. Example factor graph from a *Bedroom* motif. Object probabilities are shown as high (bold) or low (plain) probabilities. The relationships represented are *support* (black), *proximity* (blue), and two *orientations* (green and red). Relationships between objects are shown with high probability (thick line) or low probability (thin line) of existing in a given scene.

bounding box). The taxonomy is derived from WordNet [38], [39]. For each object, its semantics contains information used to instantiate and reason about it, similar to the attributes of Entika [40]. In addition, we also store a reference to possible 3-D geometric representations, including their approximate bounding box dimensions, used during the final step of world generation to lay out the objects in the world.

Following previous work [41], we store motifs for each individual location in the knowledge base as a factor graph. We generate each graph using the method of Kerami et al. [24]; see an example in Fig. 6. Nodes in the graph represent particular content, and include its frequency of occurrence, i.e., the probability of that object occurring in that location. Edges between nodes are pair-wise relationships. The same two nodes can be connected by multiple edges, provided these are semantically different (e.g., one is a spatial distance relationship and the other is an orientation relationship). Concrete pairwise



spatial distances between objects are stored separately and are determined only during the procedural generation phase. Relationships also feature a probability, representing the frequency with which that relationship was detected in the dataset used (in our case, the SUN RGB-D dataset [42]).

As we analyze all locations in the Sun-RGBD dataset, and not just locations with a large number of scenes, we also perform some additional manual pre- and postprocessing of the rule-set, e.g., using a cut-off threshold to prune objects/relationships with very low occurrence probability. Furthermore, motifs that do not contain a wall or floor object are merged with parents that do, higher up in the taxonomy. Finally, we use Dijkstra's algorithm to keep necessary content connected when expanding the motifs (as discussed in Section IV-C).

## VII. EVALUATION

The NW generation approach described so far aims at procedurally generating a large variety of environments, all of which adhere to the requirements set by a given narrative. One can devise at least two ways in which this generative process can fail: 1) the story overconstrains the generator to such a degree that it cannot generate *varied environments*, or 2) the generator creates *locations that do not fully support the story*. In order to evaluate the NWM approach presented so far, and show that it does not fail in neither way, we formulate the following three hypotheses.

- H1: Calculating the STIFs of an NW, one can always 1) distinguish motif-only locations from narrative locations, and 2) determine the location to place necessary content used in the narrative.
- H2: Expanding a motif is a necessary step to generate an NW containing relational information to objects that do not usually exist in its locations.
- H3: An INC analysis over the entire narrative is necessary to generate NWs.

The examination of H1 (see Section VII-A) will determine the suitability of plot point analysis to deduce the extent of the narrative domain. It will also show the usefulness of applying STIFs to determine the initial locations of objects.

Examination of H2 and H3 will be combined in a quality-similarity study (see Section VII-B). For the former, we will show that motif learned data alone cannot always guarantee narrative enactment. For the latter, we will show the ability of the STIFs to capture that intent. Together, ascertaining these three hypotheses will ground the suitability and usefulness of NWMs for creating time-varying worlds, a distinguishing note of NWs, thus improving upon current time-invariant approaches.

To validate these hypotheses, we use two narratives that were initially generated using GLAIVE [43]. By testing with a narrative that contains an overspecified initial state, we can better determine the accuracy of the information inferred by the NWM. GLAIVE provides several example domains,<sup>1</sup> of which

<sup>1</sup>[Online]. Available: <https://nil.cs.uno.edu/projects/glaive/>

TABLE I

NUMBER OF MOTIF-ONLY LOCATIONS COMPARED TO THE TOTAL NUMBER OF LOCATIONS, AS DETERMINED BY THE *NARRATIVE* (I.E. ALL LOCATIONS IN ITS DOMAIN THAT CONTAIN NARRATIVE OBJECTS), BY THE *COMPILED NARRATIVE*, AND BY THE *STIF* (I.E. THE FULL DERIVATION)

Story	Narrative	Compiled Narrative	STIF
Heist	4/9	2/9	4/9
Medieval	4/7	3/7	4/7

we use the medieval and western domains. For completeness, the generated narratives can be found in Appendices A and B.

The domain of both stories was simulated using the parameterized action representation [44], which treats all characters and locations as props, allowing them to be tracked similarly to objects.<sup>2</sup> It also contains an action field that transforms the story state before the action is executed, which is used to ensure that each plot point is feasible. For locations in the story that did not have a motif in the knowledge base (e.g., the *Princess Bedroom* in the medieval story), we manually connected a generic motif to the name of that location (e.g., the *Bedroom* motif). Worlds are generated using both an optimization generator [24] and a planning-based generator [45].<sup>3</sup>

### A. Temporal Evaluation

To test hypothesis H1, we examine the ability to determine motif-only locations from the compiled narrative. One advantage to using generated stories is that objects are given an initial location in the narrative domain, which can be used as ground truth to compare against narrative objects found by the NWM. Furthermore, the domain specifies all objects that *can* be in the narrative, but are not always used in that particular story. Unused specified objects are decorations, allowing us to test the NWM's ability to fill in locations even when it is not explicitly told that those elements exist (as they are not used in the narrative).

Table I presents how many locations can be identified as motif-only locations from the original narrative and compiled narrative. Moreover, Table I shows that calculating the fluctuation of objects among locations can detect several more motif-only locations than simply using the compiled narrative. In most cases, this is because an object enters a location with a character, but is never used within it. Such objects, therefore, play no narrative role in that location, which confirms the importance of calculating inventory fluctuations.

We test out the ability of an NWM to anticipate the objects required in each location by determining if they appear in either the STIF or NWM, as shown by the results in Table II. NWMs are aimed at populating the locations with narrative and decorative objects. However, objects may be specified in the world *domain* (column 2) but not necessarily used in the story. These latter are, therefore, unknown to the NWM; all other objects are specified in the plot points of the narrative (column 3). Some of these objects may be only transferred between characters. All other

<sup>2</sup>Source code. [Online]. Available: <https://github.com/j-timothy-balint/Simplified-Simulation>

<sup>3</sup>Source code that performs the entire method as well as the dataset of generated worlds. [Online]. Available: <https://github.com/j-timothy-balint/Narrative-World-Molds>

TABLE II  
NUMBER OF OBJECTS USED IN THE NARRATIVE, AS DETERMINED BY THE *DOMAIN*, BY THE *NARRATIVE* OBJECTS, BY THE *NARRATIVE* OBJECTS INITIALLY ASSIGNED TO A *LOCATION*, BY THE *STIF*, AND BY THE *FULL NWM*

1. Story	2. Domain	3. In Narrative	4. Narrative In Location	5. STIF	6. NWM
Heist	13	11	6	6	6
Medieval	11	4	4	4	9

objects are either explicitly or implicitly tied to a location by some plot point (column 4).

In Table II, the computed STIF (column 5) captures exactly the same location-bound objects of column 4, demonstrating their efficacy. Computing the STIF can capture any fluctuations based only on the narrative, without needing any world domain. Finally, the motif data in the NWM is able to bring in many story-mentioned objects. For example, in the Medieval narrative the domain (column 2) includes *chairs* around a table; however, these objects occur nowhere in the narrative. The NWM (column 6) is able to include such objects via the motif data.

In conclusion, an NWM cannot only capture and place all narrative content, but the remaining (decorative) content gets mostly captured in its motif. This is done without modifying any location generators, as all information they need is already captured in the NWM.

### B. Quality-Similarity Experimentation

While STIFs in NWMs may capture the intent of an author by correctly identifying the initial location of objects, we still must show that the generated NW can anticipate and accommodate the needs of the narrative (i.e., it is a correct NW), while ensuring that the NWM does not suppress the generators ability to create diverse locations. We, therefore, scrutinize hypotheses H2 and H3 by examining the difference in quality and similarity that occurs at each step of the NW generation process. Using a leave-one(-step)-out approach, we determine its necessity for the full NW generation, outlined in Fig. 1. Worlds are generated using both an optimization generator [24] and a planning-based generator [45].

For the *quality analysis*, we request each of the two generators to produce 1000 worlds for each step left out, and also for each of two time points, the beginning and end of the story. We then check each resulting world to determine if it correctly meets the NW definition. Therefore, for a given time point, both the narrative objects that should exist in the room should be in the room, and objects that can form a relationship with narrative objects, which either were previously in the room or will exist later in the story, should also be in the generated world. H2 and H3 are satisfied as long as leaving one step out leads to the method failing to always guarantee a correct NW output (within a margin of error). The percentage of correctly generated worlds is shown in Table III. As the difference in NWs is skewed based on the number of rooms in that world that require additional objects, we present both the mean and median percentage of correct worlds.

Table III shows the necessity of including both narrative objects and the objects that support them when generating an NW. The second column shows that oftentimes narrative objects were not learned as part of the motif, and therefore, how to fit

TABLE III  
MEDIAN AND MEAN PERCENTAGE OF CORRECT NARRATIVE WORLDS FOR REMOVING ONE STEP OF THE GENERATION PIPELINE

Story	Full NWM	No motif expansion	No INC
Heist	100/92	1/20	93/71
Medieval	100/96	1/1	97/78

TABLE IV  
COMPARISON OF THE AVERAGE SIMILARITY SCORES (IN PERCENTAGE) FOR REMOVING ONE STEP IN THE GENERATION PIPELINE

-	Full	No motif expansion	No INC
Full	55 ± 8	39 ± 7	50 ± 9
No motif expansion	44 ± 8	50 ± 6	42 ± 9
No INC	53 ± 8	41 ± 7	50 ± 8

Associated error is shown as the 95% confidence interval.

them into the motif must be accounted for. This provides strong evidence for H2. When INC is not included (third column), the generator simply omits preparing the world for some event(s) in the narrative, typically failing to yield a correct NW.

While motif expansion and INC inclusion are required to ensure creation of a correct NW, their inclusion in the NWM obviously also constrains the world generators, making it harder to converge upon a solution. At times, a generator will simply fail to find a world that satisfies all constraints, as can be seen in the first column of Table III. However, this is a rare occurrence compared to excluding one of the steps of NW generation, confirming that both motif expansion (H2) and INC inclusion (H3) are necessary steps to generate a correct NW.

Since a narrative may sometimes overconstrain a world generator, we must assess not only the quality of the NWs it generates, but also their similarity. For this analysis, we probe the ability of the generator to still create a varied environment by measuring the similarity among the inventory set of rooms generated for the NW. Using a leave-one(-step)-out approach, we generate, for each of the two generators, 50 worlds for both the Heist and Medieval stories. For this experiment, we are concerned with generation diversity rather than quality. Therefore, unlike for the previous experiment, we consider all generated worlds, even if some of them may have rooms that are missing some narrative object(s). For the same reason, we leave motif-only rooms out from this analysis. We determine every object that appears in a location for a condition, and then calculate its average appearance in the same room for the compared condition. This is then averaged over all objects to create the average similarity between conditions, see Table IV. H2 and H3 are satisfied if the full NWM method has a similar average scoring to all other methods.

Table IV shows that each condition has a similar impact on the similarity of generated rooms, regardless of which step is left out. Scores on the no INC row of Table IV, show that not including INC will often create a similar set of worlds as from

the full NWM. However, as we saw from the results on Table III that similarity is no guarantee that they are NWs. Altogether, the two experiments show that the full NWM is required to generate an NW, and that it does not adversely effect the diversity of the generated worlds, thus proving H2 and H3.

### C. Evaluation Conclusion

The temporal evaluation in Section VII-A shows that, for NW generation, it is necessary to determine how the narrative changes the surrounding environment over time. The quality-similarity evaluation in Section VII-B further shows that motif expansion and INC are two narrative-specific steps of an NWM, which are indispensable for the NW generation process, and have little effect on NW diversity. Altogether, this evaluation has shown that the various NWM features analyzed must be considered to guarantee that a generator yields a real NW, fully supporting the entire narrative from begin to end.

## VIII. CONCLUSION

NWs, consisting of various interrelated locations that contain many required and plausible objects, are complex and difficult to create. Their procedural generation, therefore, poses huge research challenges, including taking into account the spatio-temporal interrelationships between narrative locations, characters, and objects. To approach and solve these challenges, we proposed an intermediate representation, the NWM, which integrates, for each narrative, the spatio-temporal descriptions of its essential narrative elements with object semantics and domain knowledge.

We have shown that, by first building an NWM for a story, various challenges of procedural NW generation can be overcome, without detriment of the variety in the generated worlds. In particular, using a full-fledged NWM as proposed here is indispensable whenever the narrative involves content that is either not normally found in the motifs, or fluctuating between locations over time. Furthermore, we have shown that the constraints imposed by an NWM have a minor impact on the ability of a procedural world generator to create a varied environment. As long as the NWM captures all necessary semantic information on narrative objects, a variety of NWs can be generated, all of them supporting the narrative. In addition to the planner output narratives used throughout this article (Appendices A and B), a variety of other narrative content could serve as input to the NW generation approach described here, including gameplay traces (which typically include many alternative variants of a narrative), annotated natural language stories (as, e.g., those created by TaleMaker [46]) and even simple theatrical scripts or other plot-point-based stories (as, e.g., those often told by children [47]). Naturally, for all these narrative alternatives to work, it is instrumental that the knowledge base contains appropriate motifs for the respective locations. NWMs are highly dependent on the semantics in the knowledge base. Therefore, a limitation of generating NWMs using data-driven knowledge is that a mold can very well semantically agree with the knowledge base, but be nonsensical to the narrative author. For overcoming this, it is crucial to improve scene recognition and mining systems, an

area of active research [48], [49], [50]; this will capture richer semantics in the motifs in the knowledge base, and thus, enable the generation of better NWMs and, ultimately, of even better NWs.

Procedural generation of NWs has the potential to open up many new possibilities for game development [51]. Among the numerous open research challenges ahead, we see the convenience of 1) exploring action-centered data-driven knowledge to complement the contribution of location motifs to NW generation, and 2) investigating the role that global narrative context features (such as theme, epoch, and genre) can play in determining and refining NWs. We believe that NWMs, as proposed in this article, provide a solid and sound foundation for successfully approaching such challenges.

### APPENDIX A MEDIEVAL STORY

- 1) Prince talk-multiple princess king *in* throne-room.
- 2) Princess fall-in-love prince *in* throne-room.
- 3) Prince fall-in-love princess *in* throne-room.
- 4) Maiden hides *in* guestroom.
- 5) Prince move *in* throne-room *to* guestroom.
- 6) Princess talk king *in* throne-room.
- 7) Princess move *in* throne-room *to* corridor.
- 8) Princess move *in* corridor *to* guestroom.
- 9) Princess talk prince *in* guestroom.
- 10) Princess move *in* guestroom *to* bedroom\_princess.
- 11) Princess pickup poison *in* bedroom\_princess.
- 12) Princess move *in* bedroom\_princess *to* guestroom.
- 13) Prince talk princess *in* guestroom.
- 14) Princess give prince poison *in* guestroom.
- 15) Prince move *in* guestroom *to* dining-room.
- 16) Princess move *in* guestroom *to* dining-room.
- 17) King move *in* throne-room *to* dining-room.
- 18) Maiden move guestroom *to* kitchen.
- 19) Maiden hides *in* kitchen.
- 20) Prince talk-multiple princess king *in* dining-room.
- 21) Prince move *in* dining-room *to* kitchen.
- 22) Prince poisons cup\_king poison *in* kitchen.
- 23) Prince move *in* kitchen *to* dining-room.
- 24) Maiden swaps cup\_king cup\_prince *in* kitchen.
- 25) Maiden pickup cup\_prince *in* kitchen.
- 26) Maiden move *in* kitchen *to* dining-room.
- 27) Maiden place-on cup\_prince table *in* dining-room.
- 28) Prince drink cup\_prince *in* dining-room.
- 29) Prince dies *in* dining-room.
- 30) Princess talk king *in* dining-room.
- 31) Princess move *in* dining-room prison.
- 32) King marry maiden *in* dining-room.

### APPENDIX B HEIST STORY

- 1) Robbie hatch six-shooter horse\_brown bank mother-lode.
- 2) Jill open *in* general-store.
- 3) Sally move *in* main-street *to* bank.

- 4) Sally withdraw money\_dress in bank.
- 5) Sally move in bank to main-street.
- 6) Sally sell Anne tomatoes money\_tomato in main-street.
- 7) Robbie move in main-street to alley\_dark.
- 8) Robbie hide in alley\_dark.
- 9) Barney move in barneys\_room to saloon.
- 10) Robbie pick-pocket sally money\_dress in main-street from alley\_dark.
- 11) Robbie move in alley\_dark to main-street.
- 12) Robbie move in main-street to saloon.
- 13) Robbie buy-drinks barney money\_dress in saloon.
- 14) Robbie escort barney in saloon to main-street.
- 15) Robbie escort barney in main-street to alley\_dark.
- 16) Robbie lay barney in alley\_dark bank.
- 17) Robbie take barney six-shooter in alley\_dark.
- 18) Robbie move in alley\_dark to main-street.
- 19) Robbie move in main-street to saloon.
- 20) Robbie cheat game\_poker money\_dress money\_poker in saloon.
- 21) Robbie move in saloon to main-street.
- 22) Robbie pawn sellerBroker locket money\_locket in main-street.
- 23) Robbie buy seller\_horse horse\_brown money\_locket in main-street.
- 24) Robbie ride horse\_brown in main-street to bank.
- 25) Robbie hold-up six-shooter tom in bank.
- 26) Robbie collect mother-lode in bank.
- 27) Robbie getaway mother-lode horse\_brown in bank to out-of-town.
- 28) Tom pick-up handcuff in sheriffs-office.
- 29) Tom move in sheriffs-office to barber-shop.
- 30) Tom ride horse\_white in barber-shop to out-of-town.
- 31) Robbie arrested-by tom handcuffs mother-lode in out-of-town.

## REFERENCES

- [1] B. Kybartas, R. Bidarra, and E. Eisemann, "Integrating semantics and narrative world generation," in *Proc. 9th Int. Conf. Found. Digit. Games*, 2014, pp. 1–4.
- [2] N. Shaker, J. Togelius, and M. J. Nelson, *Procedural Content Generation in Games: A Textbook and an Overview of Current Research* (Computational Synthesis and Creative Systems), 1st ed. Berlin, Germany: Springer, 2016.
- [3] B. Kybartas and R. Bidarra, "A survey on story generation techniques for authoring computational narratives," *IEEE Trans. Comput. Intell. AI Games*, vol. 9, no. 3, pp. 239–253, Sep. 2017.
- [4] M. O. Riedl and R. M. Young, "Narrative planning: Balancing plot and character," *J. Artif. Intell. Res.*, vol. 39, no. 1, pp. 217–268, Sep. 2010.
- [5] B. Kartal, J. Koenig, and S. J. Guy, "User-driven narrative variation in large story domains using Monte Carlo tree search," in *Proc. Int. Conf. Auton. Agents Multi-Agent Syst.*, 2014, pp. 69–76.
- [6] M. Kapadia, J. Falk, F. Zünd, M. Marti, R. W. Sumner, and M. Gross, "Computer-assisted authoring of interactive narratives," in *Proc. 19th Symp. Interactive 3D Graph. Games*, 2015, pp. 85–92.
- [7] R. Farrell and S. Ware, "Fast and diverse narrative planning through novelty pruning," *Proc. AAAI Conf. Artif. Intell. Interactive Digit. Entertainment*, vol. 12, no. 1, pp. 37–43, 2016.
- [8] P. Ammanabrolu, W. Cheung, D. Tu, W. Broniec, and M. Riedl, "Bringing stories alive: Generating interactive fiction worlds," *Proc. AAAI Conf. Artif. Intell. Interactive Digit. Entertainment*, vol. 16, no. 1, pp. 3–9, 2020. [Online]. Available: <https://ojs.aaai.org/index.php/AIIDE/article/view/7400>
- [9] J. Robertson and R. M. Young, "Perceptual experience management," *IEEE Trans. Games*, vol. 11, no. 1, pp. 15–24, Mar. 2019.
- [10] M. Diamanti and D. Thue, "Automatic abstraction and refinement for simulations with adaptive level of detail," *Proc. AAAI Conf. Artif. Intell. Interactive Digit. Entertainment*, vol. 15, no. 1, pp. 17–23, 2019.
- [11] T. Hayton, J. Porteous, J. Ferreira, and A. Lindsay, "Narrative planning model acquisition from text summaries and descriptions," *Proc. AAAI Conf. Artif. Intell.*, vol. 34, no. 2, pp. 1709–1716, 2020.
- [12] B. Coyne and R. Sproat, "WordsEye: An automatic text-to-scene conversion system," in *Proc. 28th Annu. Conf. Comput. Graph. Interactive Techn.*, 2001, pp. 487–496.
- [13] A. X. Chang, M. Eric, M. Savva, and C. D. Manning, "SceneSeer: 3D scene design with natural language," 2017, *arXiv:1703.00050*.
- [14] M. Ma, "Automatic conversion of natural language to 3D animation," Ph.D. dissertation, Univ. Ulster, Coleraine, U.K., 2006.
- [15] S.-H. Zhang, S.-K. Zhang, Y. Liang, and P. Hall, "A survey of 3D indoor scene synthesis," *J. Comput. Sci. Technol.*, vol. 34, no. 3, pp. 594–608, 2019.
- [16] T. Tuteneel, R. Bidarra, R. M. Smelik, and K. J. De Kraker, "Rule-based layout solving and its application to procedural interior generation," in *Proc. CASA Workshop 3D Adv. Media Gaming Simul.*, 2009, pp. 15–24.
- [17] T. Yamakawa, Y. Dobashi, and T. Yamamoto, "Efficient simulation of furniture layout taking into account lighting environment," in *Proc. 29th Int. Conf. Comput. Animation Social Agents*, 2016, pp. 173–179.
- [18] P. Henderson and V. Ferrari, "A generative model of 3D object layouts in apartments," 2017, *arXiv:1711.10939*.
- [19] T. Weiss, M. Nakada, and D. Terzopoulos, "Automated layout synthesis and visualization from images of interior or exterior spaces," in *Proc. IEEE Conf. Comput. Vis. Pattern Recognit. Workshops*, Honolulu, HI, USA, 2017, pp. 41–47.
- [20] P. Kán and H. Kaufmann, "Automated interior design using a genetic algorithm," in *Proc. 23rd ACM Symp. Virtual Reality Softw. Technol.*, 2017, pp. 1–10.
- [21] L.-F. Yu, S.-K. Yeung, C.-K. Tang, D. Terzopoulos, T. F. Chan, and S. J. Osher, "Make it home: Automatic optimization of furniture arrangement," *ACM Trans. Graph.*, vol. 30, no. 4, pp. 86:1–86:12, Jul. 2011.
- [22] M. Fisher, D. Ritchie, M. Savva, T. Funkhouser, and P. Hanrahan, "Example-based synthesis of 3D object arrangements," *ACM Trans. Graph.*, vol. 31, no. 6, 2012, Art. no. 135.
- [23] M. Yan, X. Chen, and J. Zhou, "An interactive system for efficient 3D furniture arrangement," in *Proc. Comput. Graph. Int. Conf.*, 2017, pp. 29:1–29:6.
- [24] Z. S. Kermani, Z. Liao, P. Tan, and H. Zhang, "Learning 3D scene synthesis from annotated RGBD images," *Comput. Graph. Forum*, vol. 35, no. 5, pp. 197–206, 2016.
- [25] M. Fisher, M. Savva, Y. Li, P. Hanrahan, and M. Nießner, "Activity-centric scene synthesis for functional 3D scene modeling," *ACM Trans. Graph.*, vol. 34, no. 6, pp. 179:1–179:13, Oct. 2015.
- [26] Y. Jiang, H. S. Koppula, and A. Saxena, "Modeling 3D environments through hidden human context," *IEEE Trans. Pattern Anal. Mach. Intell.*, vol. 38, no. 10, pp. 2040–2053, Oct. 2016.
- [27] R. Ma, H. Li, C. Zou, Z. Liao, X. Tong, and H. Zhang, "Action-driven 3D indoor scene evolution," *ACM Trans. Graph.*, vol. 35, no. 6, pp. 173:1–173:13, Nov. 2016.
- [28] R. Ma et al., "Language-driven synthesis of 3D scenes from scene databases," *ACM Trans. Graph.*, vol. 37, no. 6, pp. 212:1–212:16, Dec. 2018.
- [29] Q. Fu, X. Chen, X. Wang, S. Wen, B. Zhou, and F. Hongbo, "Adaptive synthesis of indoor scenes via activity-associated object relation graphs," *ACM Trans. Graph.*, vol. 36, no. 6, pp. 1–13, Nov. 2017.
- [30] R. v. d. Linden, R. Lopes, and R. Bidarra, "Designing procedurally generated levels," in *Proc. 2nd AIIDE Workshop Artif. Intell. Game Des. Process*, 2013, pp. 41–47.
- [31] D. Camozzato, L. Dohl, I. Silveira, F. Marson, and S. R. Musse, "Procedural floor plan generation from building sketches," *Vis. Comput.*, vol. 31, no. 6, pp. 753–763, Jun. 2015.
- [32] W. Wu, L. Fan, L. Liu, and P. Wonka, "MIQP-based layout design for building interiors," *Comput. Graph. Forum*, vol. 37, no. 2, pp. 511–521, May 2018.
- [33] D. Karavolos, A. Bouwer, and R. Bidarra, "Mixed-initiative design of game levels: Integrating mission and space into level generation," in *Proc. Found. Digit. Games*, 2015, pp. 1–8.
- [34] K. Hartsook, A. Zook, S. Das, and M. O. Riedl, "Toward supporting stories with procedurally generated game worlds," in *Proc. IEEE Conf. Comput. Intell. Games*, 2011, pp. 297–304.
- [35] J. Valls-Vargas, S. Ontanon, and J. Zhu, "Towards story-based content generation: From plot-points to maps," in *Proc. IEEE Conf. Comput. Intell. Games*, 2013, pp. 1–8.

- [36] J. T. Balint and R. Bidarra, "A generalized semantic representation for procedural generation of rooms," in *Proc. 14th Int. Conf. Found. Digit. Games*, 2019, pp. 1–8.
- [37] Y. Liang, F. Xu, S.-H. Zhang, Y.-K. Lai, and T. Mu, "Knowledge graph construction with structure and parameter learning for indoor scene design," *Comput. Vis. Media*, vol. 4, no. 2, pp. 123–137, 2018.
- [38] G. A. Miller, "WordNet: A lexical database for English," *Commun. ACM*, vol. 38, no. 11, pp. 39–41, 1995.
- [39] C. Pelkey and J. M. Allbeck, "Populating virtual semantic environments," *Comput. Animation Virtual Worlds*, vol. 24, no. 3, pp. 405–414, May 2014.
- [40] J. Kessing, T. Tuteneel, and R. Bidarra, "Designing semantic game worlds," in *Proc. 3rd Workshop Procedural Content Gener. Games*, 2012, pp. 1–9.
- [41] Y.-T. Yeh, L. Yang, M. Watson, N. D. Goodman, and P. Hanrahan, "Synthesizing open worlds with constraints using locally annealed reversible jump MCMC," *ACM Trans. Graph.*, vol. 31, no. 4, pp. 56:1–56:11, Jul. 2012.
- [42] S. Song, S. P. Lichtenberg, and J. Xiao, "SUN RGB-D: A RGB-D scene understanding benchmark suite," in *Proc. IEEE Conf. Comput. Vis. Pattern Recognit.*, 2015, pp. 567–576.
- [43] S. Ware and R. M. Young, "Glaive: A state-space narrative planner supporting intentionality and conflict," *Proc. AAAI Conf. Artif. Intell. Interactive Digit. Entertainment*, vol. 10, no. 1, pp. 80–86, 2014.
- [44] R. Bindiganavale, W. Schuler, J. M. Allbeck, N. I. Badler, A. K. Joshi, and M. Palmer, "Dynamically altering agent behaviors using natural language instructions," in *Proc. 4th Int. Conf. Auton. Agents*, 2000, pp. 293–300.
- [45] M. Savva, A. X. Chang, and M. Agrawala, "Scenesuggest: Context-driven 3D scene design," 2017, *arXiv:1703.00061*.
- [46] M. Bueno and R. Bidarra, "Mixed-initiative story co-creation with Tale-Maker," in *Proc. 17th Int. Conf. Found. Digit. Games*, 2022, pp. 1–12.
- [47] M. Kegeleers and R. Bidarra, "Story authoring in augmented reality," in *Proc. 16th Int. Conf. Comput. Graph. Theory Appl.*, 2021, pp. 55–66.
- [48] S. Satkin, M. Rashid, J. Lin, and M. Hebert, "3DNN: 3D nearest neighbor," *Int. J. Comput. Vis.*, vol. 111, no. 1, pp. 69–97, Jan. 2015.
- [49] Z. Liu, Y. Zhang, W. Wu, K. Liu, and Z. Sun, "Model-driven indoor scenes modeling from a single image," in *Proc. 41st Graph. Interface Conf.*, 2015, pp. 25–32.
- [50] X. Song, C. Chen, and S. Jiang, "RGB-D scene recognition with object-to-object relation," in *Proc. 25th ACM Int. Conf. Multimedia*, 2017, pp. 600–608.
- [51] A. Liapis, G. N. Yannakakis, M. J. Nelson, M. Preuss, and R. Bidarra, "Orchestrating game generation," *IEEE Trans. Games*, vol. 11, no. 1, pp. 48–68, Mar. 2019.



**J. Timothy Balint** received the bachelor's degree in physics from Roanoke College, Salem, VA, USA, in 2011 and the M.S. and Ph.D. degrees in computer science from George Mason University, Fairfax, VA, USA, in 2014 and 2017, respectively.

He then was a Postdoctoral Researcher with the Delft University of Technology, Delft, The Netherlands, where he worked on this research project until 2019, before becoming an Assistant Professor with Stonehill College, North Easton, MA, USA. There he led the Data Science Major and the *Generative Worlds of Autonomous, Interactive Non-Player Characters* (GWAIN-PC) lab, focusing on virtual characters, procedural content generation, and narrative development. He is currently a Data Scientist with Battelle Memorial Institute, Columbus, OH, USA.



**Rafael Bidarra** (Senior Member, IEEE) received the Graduate degree in electronics engineering from the University of Coimbra, Coimbra, Portugal, in 1987 and the Ph.D. degree in computer science from the Delft University of Technology, Delft, The Netherlands, in 1999.

He is currently an Associate Professor Game Technology with the Faculty of Electrical Engineering, Mathematics and Computer Science, Delft University of Technology. He leads the research lab on game technology with the Computer Graphics and Visualization Group. His current research interests include procedural and semantic modeling techniques for the specification and generation of both virtual worlds and gameplay; serious gaming; game adaptivity and interpretation mechanisms for in-game data.

Dr. Bidarra has numerous publications in international journals and conference proceedings, integrates the Editorial Board of several journals, and has served in many conference program committees.