


Stockholm Stadsbibliotek project journal

Mikolaj Waszkiewicz



Vol. II

Interiors
Buildings
Cities

This logbook mainly concentrates on my individual progress and reflections.

*All the images in the logbook are done by **Mikolaj Waszkiewicz** unless stated otherwise.*

Table of contents

Table of contents

NEW BRIEF + STUDY TRIP

Week 2.1 13/11-17/11 6

INITIAL IDEAS

WEEK 2.2 20/11-24/11 12

INITIAL MASS

Week 2.3 27/11-01/12 16

SEARCHING FOR FORM

Week 2.4 04/12-08/12 26

FORM FINDING

WEEK 2.5 11/12-15/12 34

BEFORE HOLIDAY BREAK

WEEK 2.6 18/12-22/12 35

PRE - P2

WEEK 2.7 09/01-13/12 70

ACTING ON FEEDBACK

WEEK 2.8 15/01-19/01 84

WORKING TOWARDS P2

WEEK 2.9 22/01-26/01 90

P2

WEEK 2.10 29/12-03/12 94

Bibliography

References: 106

NEW BRIEF + STUDY TRIP

Week 2.1 13/11-17/11

Week overview.

Research seminar: We have visited two libraries on a study trip, both being a subject to retrofitting of existing buildings. The library Predikherenklooster in Mechelen - Belgium was an inspiring conversion of an old monastery. The sensitive approach in which the building was renovated is astonishing. The building was treated with respect and consequence which shows. What I mean with respect is the decision to preserve the current state of paint and minimal intervention to the structure of the building and that would be the attic which is fully exposed. Not only this shows a big respect towards the craftsmen behind the stucco and marvellous roof structure. The decision to leave the old paintwork as it is also pays respect to the major craftsmen involved with this project which is the pass of time itself. Interestingly the architectural intervention to the object is so subtly done that the most expression of the architect went into fitting the custom furniture and letters. Overall I am impressed with the project itself. I believe the building does what is being asked from it and from a library in a well executed and professional manner. One might critique it for being just a boring library and its only mixed use is cafe and restaurant which are rather separated from the main library. I personally do not see it as a bad comment as it takes a certain skill and design discipline to execute what is being expected from a space in a well working manner. On the contrary the LocHal is a very different object. The space is lively and vibrant, but noisy and disruptive too. I see myself studying better in Predikherenklooster. But, when it comes to an inspiring modern space - an incubator of ideas but also a space where the studying goes beyond traditional "having nose in a book" and goes into the forms of digital, video, learning from others, discussing and debating - LocHal is a space where I'd go to. LocHal also had a very different object at its disposition, an ex train fixing warehouse for NS which provides radically different spatial conditions. In that sense comparing both with proves to be an resourceful exercise. Where the Stockholm City Library provides similar quality to the Predikherenklooster it won't

provide what LocHal has to offer.

Design studio: New brief was introduced. On top of that we have been collectively working on the material necessary for the whole studio. My self I have been working on the floor plans and cleaning them up.

In regards to the brief the task seems overwhelming. Especially when I studied the two other briefs which proposed in my opinion an overly ambitious programme for the building. They managed to go for tens of pages about what they want to create but at the same time it was not very specific and concise. In a sense the 2006 brief was specific but in my opinion it stated a programme based on guess work not necessarily explained why it has such programme. The 2014 brief did not state a programme but instead proposed in my opinion a wish list almost like a child writing and asking about a Christmas present. The similarity does not end here, as in my opinion the "child" asked for a present impossible to deliver by specifying for ages what they want not minding in fact the actual size of the building at the same time putting significant constrains.



Intervention to the interior - only the furniture which can be also taken out



Original paintwork - minor adjustments



Exposed timber - interesting in terms of fire safety regulations




Exposed roof structure



Beautiful plaster work



Custom lettering




Curtains inspired by history of the city - and exposed industrial structure.



Cubicles for silent study - looks like a rather alien structure.



Studying spaces - definitely less intimate than other library and much louder.



Old train chassis used as tables

INITIAL IDEAS

WEEK 2.2 20/11-24/11

Week overview.

Research seminar: Lecture by Daniel from DRDH was an inspiring one. I particularly enjoyed the sensitivity to historic context in which his interventions are embedded and the link that they create. The connection of the building to the history of the place is in my opinion somehow enriching. It puts a layer to buildings depth. This was quite specific to the competition entry the studio submitted for St Gallen City Library where the entry was inspired by the gate tower that existed there before. At the same time I acknowledge it is important not to attach oneself strongly to historic inspirations as one might come up with new and much more successful idea detached from history of the site. The case of a Sidcup Storyteller library, cinema and café located near London is an interesting one too. I see the reason behind making a library a mixed use building and combining it with residential project and a cinema. But it also makes me question the system. My understanding is that we live in times where we as a society are more technologically advanced and rich than ever before in a history. So I wonder how it is possible that the state cannot afford projects like just a library and sees them as an expense and sees the need to make a library cost neutral. I do not critique the idea itself as for me at least at first glance it works well. However it is weird that the state in our day and age is not rich enough just to be able to finance public program from taxes. Maybe this is a question of scale? If the state wants more libraries then they need to be profitable or cost neutral at least. Or maybe the question lies in unfair taxation of big companies? As it seem weird that in the time of Google, Microsoft, McDonalds, Coca-cola, 711 where we have companies with budgets of entire countries the state cannot afford a public library. In my opinion it is even ludicrous. At the same time it makes me question the case of Stockholm library too. Somehow the idea that the McDonalds and 711 are located in the Bazar buildings is amusing. One might think that their contribution from taxation should be enough to keep them out of public buildings - that they won't be needed to pay for the upkeep of a public

institution. It also places a question whether the state should operate as a corporation and be profitable or whether the state is responsible for serving the society and it is natural that it bares the expanses of it not tries to make it lucrative.

Design studio: I tried to build on top of the existing briefs which are introduced on the right side. Minding the requirements of both briefs trying to formulate my own proved to be challenging. The 2014 brief in my opinion builds on top of the 2006 brief but adds the modern touch. In fact because of that in my opinion the required programme only grows instead of shrinking even though the brief from 2014 says it should be smaller.

At the same time it is important to look at the brief from the 2003 perspective. The mentioned in the 2014 brief idea of Stockholm being an international city of many languages only became more relevant today. Former Soviet block countries joining the EEA allowing for economic migration and the refugee crisis that followed meant that many new cultures arrived to the city. With that the social inequality has grown as more migrants and refugees arrived in the city.

I believe that this has to be addressed in the modern library as previously mentioned by me in my take on the libraries in Krakow. Libraries could help the people to study and regain their role in the society and help them to explore their true potential and passions through further education and recognition of their diplomas. More than that for a healthy and egalitarian society it is important that the people have equal opportunities. Here is where the library and librarian plays its role. Librarians are needed the most for the children from more deprived backgrounds (Sillars, 2016). Access to a computer, quiet and warm space to study are things many of us take for granted but not everyone is so lucky in that regard.



2006 Competition Brief



2014 Competition Brief

PROGRAMME						
No.	Room name	2006 Brief floor area (m2)	Proposed floor area (m2)	Total area m2	Function	Remarks
Utilities						
1	Entrance	500	500		Welcoming & Including guests within the city, country & community	65% of visitors come from outside the neighbourhood mainly Odenplan Citybana, open 24/7, self-service for quick use for morning flow of people
2	News zone	300	300		"Promote education (information) to combat fear and prejudice"	Multilingual, Adult + child oriented, technologically advanced, near entrance + café, communication tunnel between library and outside
3	Restaurant	700	700		Revenue(library promotion, city logistics hub)	Welcoming Odenplan arrivers, interweaving exhibitions, connect with self heating etc. like Echo building , crawl zones, trolley accessible, open when library is closed
4	Café	300	300		Revenue(library promotion, city logistics hub)	Welcoming Odenplan arrivers, interweaving exhibitions, connect with self heating etc. like Echo building, crawl zones, trolley accessible, read & study
5	Toilets	200	200		Library promotion, city logistics hub	Main complains about the lack of this facilities
Adult library						
6	Learning zone	1550				Mixed-use, group learning + individual learning, varied reading, help with homework(friends)
7	Studio	150				Mixed-use, 10 rooms, internal + public use
8	Teaching	200				Mixed-use, colaborative, knowledge sharing, help with homework
9	Auditorium	500				Mixed-use, 200 people, AV technology, debate (no power imposing), can shift outdoor
10	Main library	12200				Fiction, children fiction, foreign languages, arts, aesthetics, civic studies, nature and technology, people and countries, young people (evrithing should relate to youg people tho), 20% should be display area (book cramping)
Children library						
11	Children story rooms	N/A	100		Promoting the library for the youngest	2 rooms for up to 30 people, library welcomes loads of classes, flexible, soft crawl friendly materials,
12	Classroom	N/A	50		Group lab/ room	Creative activities, sink, storage, flexible, soft crawl friendly materials

13	Small clasroom	N/A		30		Group lab/ room	With kitchennete, luma library model, flexible, soft crawl friendly materials
14	Cloak room			30			
15	Pram parking			20			
16	Kitchennete			30			Packed lunch heating, coffe making, eating, exhibition, display areas, ordinary tables, straight chairs, comfortable armchairs, places to lie down, small children crawl, perhaps connected to the café/ restaurant
17	Children library		900				Child friendly IT areas, bookshelves, book trays, display areas, games playing, alternative language, digital participation (tablets and games)
Media logistics							
18	Sorting machines		150			Management	Close to entrances as requested
19	Media management		850			Management	
20	Depositories		1000			Storage	
21	Logistics loading/platform		200			Distribution, fast delivery, country wide? EU wide?	important for the library to be able to deliver the books if not in the collection
22	Caretaker office, property services		500				
23							
Back of house							
24	Management		200				8 desks including city librarian, HQ of city library, Flexible, library staff only spends 1h behind the desk, semi public library spaces
25	Marketing		300				15 desks (5 for graphic designers) production of communication materials, posters, signs etc.
26	Virtual (IT)		200				15 employees for upkeep and development of IT premieses of the libray, (E-book accounts for 7%)
27	Outreach activities		100			Consulting body for city libraries	Overlooks hospitals, nursing homes, prisons and workplaces. Mix woth regional library for coordination?
28	Regional library		300			Consultation and support for libraries in the country	Work station for 20 people, separate departament so no mixed used
29	Staff areas		900			Meetin and lunch	Promoting communication, kitchennete, meet and talk, copy rooms, break rooms, cloakrooms, mailboxes
30	Swedish intitute of children books		1200			Pernament	Permant location for advising the scholars and people of intrest on books that are not easy to reach

INITIAL MASS

Week 2.3 27/11-01/12

Week overview.

Research seminar: This week we had to read and listen to material regarding library as a social space. The material is as follows:

Shannon Mattern, 'Library as Infrastructure', Places Journal, June 2014

<https://placesjournal.org/article/library-as-infrastructure/>

ECHO Librarians, 'Echo and the Radical History of Libraries', Verso Blog, 30 March 2020

<https://www.versobooks.com/en-gb/blogs/news/4631-echo-and-the-radical-history-of-libraries>

'Palaces for the People', interview with Eric Klinenberg, 99% Invisible Podcast, March 2019

<https://99percentinvisible.org/episode/palaces-for-the-people/>

And the posed questions were:

1. What can local- and even radical grassroots libraries offer that central libraries cannot?
2. How do the politics of inclusion/exclusion feed into this?
3. How do libraries function as 'infrastructure', both socially, and informationally?
4. To what extent is the 'hardware' of the library (e.g. its books and spaces) relevant in a digital age?

The debate that followed the reading posed interesting questions. First one regarding the importance of the main library opposed to the importance of local libraries. The valid point were that in fact the local libraries are at a disadvantage towards their collection as they most likely would not have as rich collections as main libraries. But this could be solved by redistribution of goods through various programmes or deliveries. There was also an idea that local libraries are able to serve the communities better which I agree with as they are closer to them. Nonetheless I like the image of a central library. Mainly because it is a statement - the position a state takes on a role of education within a society and it is materialized

in a piece of a building. Of course this position is more than just a building it is the policies, the culture, the legislation but in my opinion people value what they see and there is no better way to express those intentions then in an object.

Second question regarding whether a library should have a more social role was a hard one for me. I think that the main job of a library is to be able to educate and protect the venerable with the means of offering a space exactly for education. There was an idea that a library could be a space where addicts come for help. I believe that there might be a danger of trying to do from a library too much and not being able to allow it to concentrate on its sole task. I sometimes feel like in the spark of ideas we get excited about what a building can do on top of its intention and eventually we forget that there are institutions which do it already.

Third question regarded the death of a physical book. It was argued that digital books would replace soon the physical book. Interesting arguments came out also towards sustainability. Eventually, we were not able to determine which is more sustainable. I think after the discussion it was clear that nor digital, nor physical book would be dead and it is important to make space for digital books. One of the reasons is that they are able to provide access to archival materials without damaging them therefore democratizing this materials as previously only scholars could access. Interestingly in all discussions role of a librarian was overlooked.

Design studio: I recall that when I was in the Library in Stockholm I have come across archival photographs of the site. I decided to come back to them. They showed the progress of construction of the library, the row of houses which led to the children entrance and were demolished to make room for the park, the drum of the rotund exposed from the Odengatan, and an interesting building on a hill. The way those buildings composed so well with the landscape and existing libraries is strange but also inspirational. The basis of my design is to



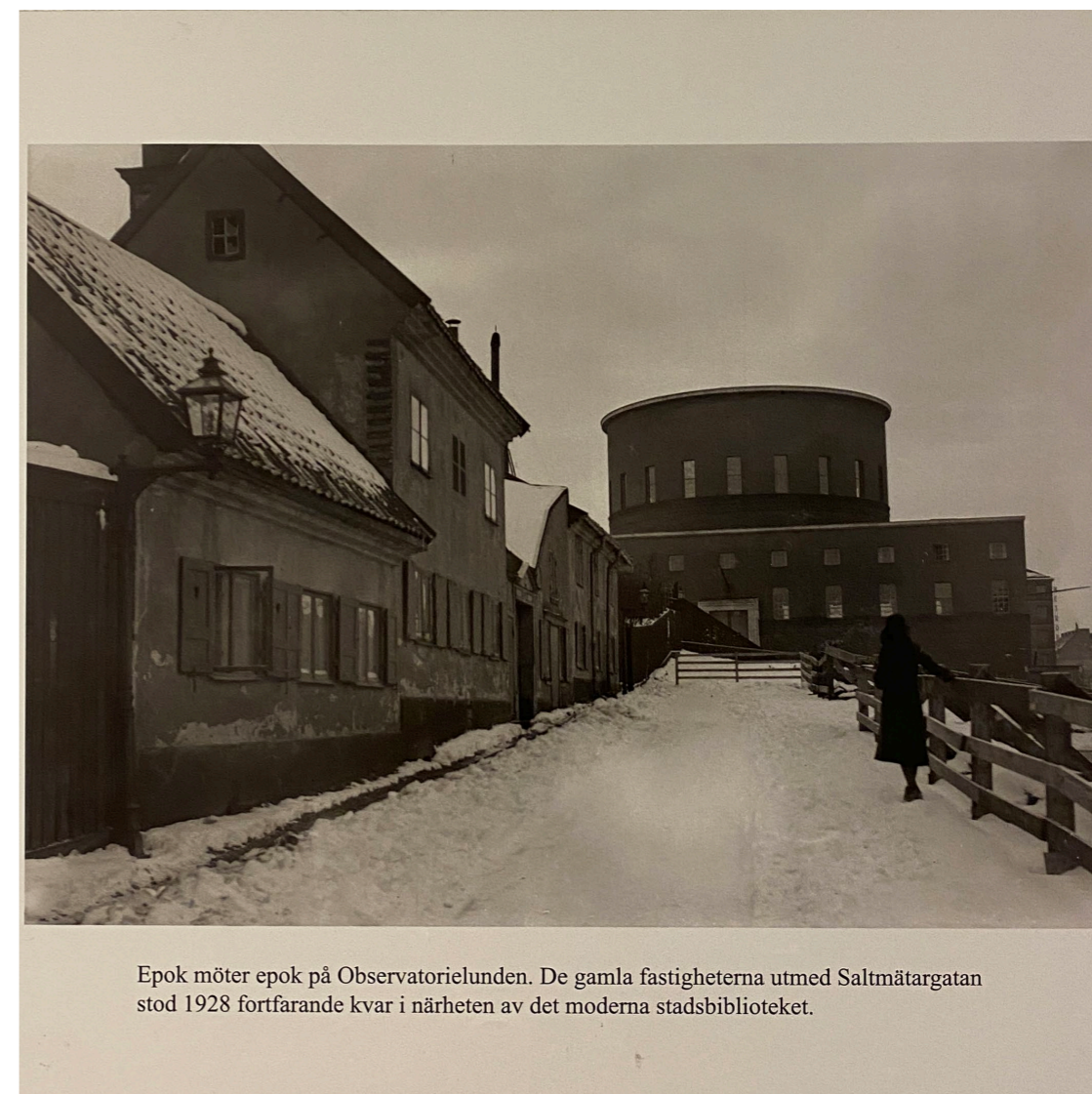
Proposing the mass



Proposing the mass



Photos I found on the wall of the office in the library



Epok möter epok på Observatorielunden. De gamla fastigheterna utmed Saltmätargatan stod 1928 fortfarande kvar i närheten av det moderna stadsbiblioteket.

Photos I found on the wall of the office in the library

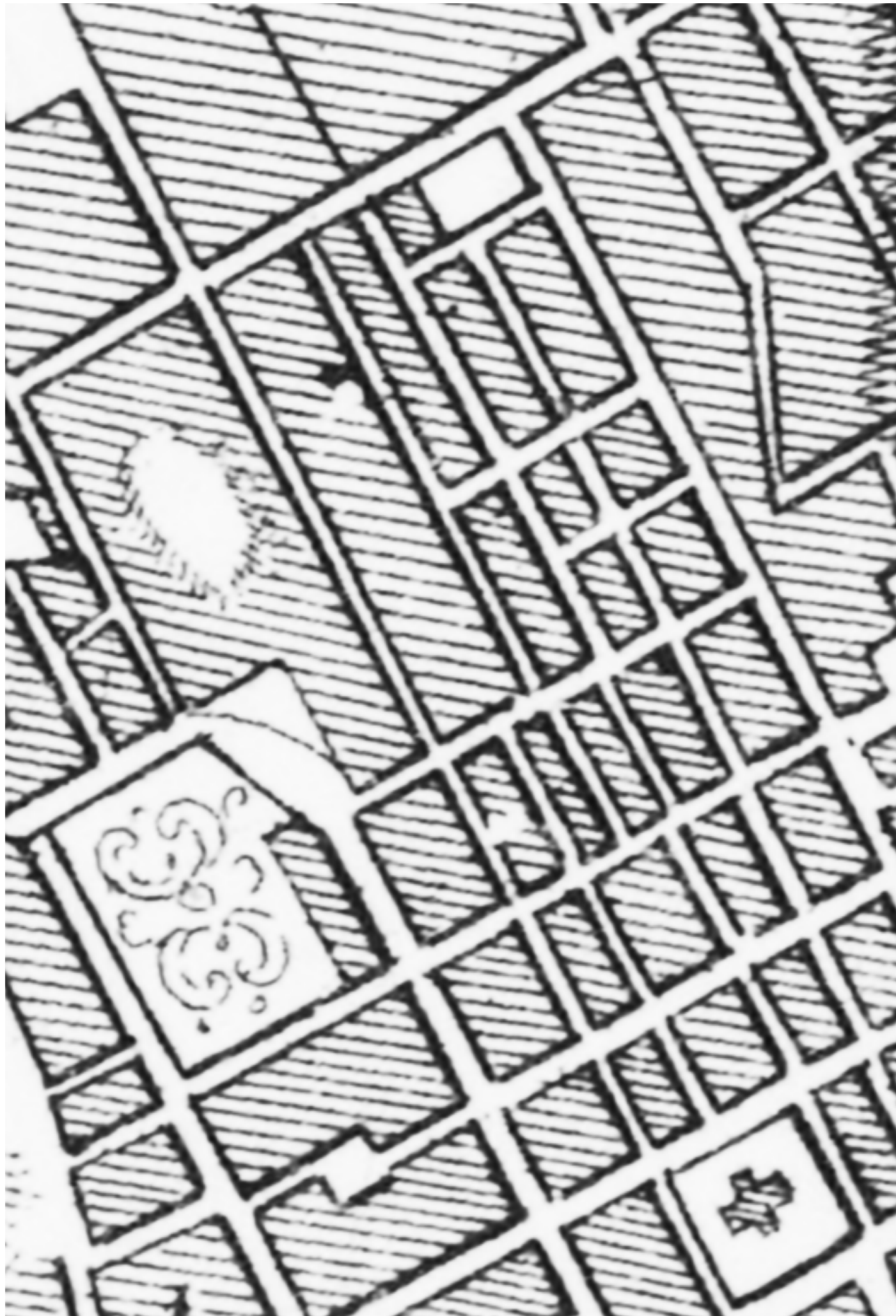


Photos I found on the wall of the office in the library



Stockholms stadsbibliotek 1928. Fortfarande syns spåren av en stor byggarbetsplats utmed Odengatan.

Photos I found on the wall of the office in the library



SEARCHING FOR FORM

Week 2.4 04/12-08/12

Week overview.

Still not being entirely sure on the appropriate form of my building I decided to carry on more research into the site history. The photos show that the area was previously densely built up with probably working class housing and workshops at the back. The backs of the houses where those workshop are located cut into the hill what creates this interesting phenomenon where the hill is being consumed - almost like it is more of an interruption then of actual value. Asplund sees the case differently and in his masterplan he sees the possibility to use the hill as a park and a gesture for the people making an actual use of it. However I wonder whether his gesture is not only for the privileged classes. Seeing how densely built up the hill is the decision to build a park means displacing many families of their homes and source of income. Looking at the photos I also realise that once the park was a fully functioning urban fabric. Additionally some photos suggest that the slopes of the hills are man-made. This can be seen on photos which show rubble on the slopes - possibly the leftover rubble from the demolition of the buildings on the site to build the Stockholm City Library. Now this presents an interesting argument when it comes to building back in the park as 100 years ago this space looked nothing like it does today.


Putting the exhibition together was a nice break of a weekly routine. It helped to appreciate the work done on the model and it was incredibly nice seeing all the people admiring it.



Putting up the exhibition together




Putting up the exhibition together



Old photo where Odengatan station is located now
Available at: <https://www.bjornpatricks.com/BP2/Sveavaegen/Sveavaegen.html>



One of the houses where the park is nowadays
Available at: <https://www.bjornpatricks.com/BP2/Sveavaegen/Sveavaegen.html>



Markets near the site
Available at: <https://www.bjornpatricks.com/BP2/Sveavaegen/Sveavaegen.html>



Museum under construction - showing the terraced structures and the house on the hill
Available at: <https://www.bjornpatricks.com/BP2/Sveavaegen/Sveavaegen.html>



Old entrances to the houses
Available at: <https://www.bjornpatricks.com/BP2/Sveavaegen/Sveavaegen.html>



Life inside of the courtyards
Available at: <https://www.bjornpatricks.com/BP2/Sveavaegen/Sveavaegen.html>



Sprängstensmur in the middle of the photo - traditional for the Swedish context
Available at: <https://www.bjornpatricks.com/BP2/Sveavaegen/Sveavaegen.html>



Sprängstensmur in the middle of the photo - traditional for the Swedish context
Available at: <https://www.bjornpatricks.com/BP2/Sveavaegen/Sveavaegen.html>



Fa 20276 A177/52 FOTO G.T. LUNDBLAD 1900-TAL. BÖRJAN
 MARKVARDSGATAN VÄSTERUT FRÅN STORA BADSTUGATAN. I BAKGRUNDE OBSERVATORIEKULLEN

Observatory seen at the top - The hill also seems a lot flatter than today
 Available at: <https://www.bjornpatricks.com/BP2/Sveavaegen/Sveavaegen.html>



Hill looking like it is under construction
 Available at: <https://www.bjornpatricks.com/BP2/Sveavaegen/Sveavaegen.html>



F. 16259
 UTSIKT FRÅN OBSERVATORIELUNDEN
 I FÖRGR. SALT MÅTAREGATAN 29-31 GÅRDSIDAN.

Buildings cuttin into the hill - photo where the annexes are seen today
 Available at: <https://www.bjornpatricks.com/BP2/Sveavaegen/Sveavaegen.html>



A 258/66
 Odengatan, Pavyres Hontenv
 Vanadislundan med Stefanskyrkan och
 vattentornet i bakgrunden - Foto 1923

Where the annexes are
 Available at: <https://www.bjornpatricks.com/BP2/Sveavaegen/Sveavaegen.html>

FORM FINDING

WEEK 2.5 11/12-15/12

Week overview.

This week was the opportunity to have a last tutorial before the holiday break. I also took the opportunity and scanned the drawings to archive them here on the project journal and act on the feedback I was given this previous week. The drawings are also a good way of showing this feedback graphically. As they are organised chronologically they show a journey from more concept and large scale thinking into the smaller and more careful scale.

The main issue I was concerned with is the form of my building. In a sense I wanted it to feel natural and organic in its context. That is why the existing photos from the site help as they give me some base and inspiration towards my new shape. Another suggestion for the shape that I found was the existing topography and landscaping - which lines guided my design. Overall the shape of the building from a long stripe resulted into two forms which are split into two by an existing path. The buildings cascade both in plan and section taking the inspiration from the buildings which were already there. The decision to place my building in the park is explained in the diagrams below. The building creates a sort of an axis between the school of economics and the library - additionally guiding the people towards the only path and entrance to the hill. This way in my view the building actually complements scheme. I cannot however say that it does it in a subtle way. Even though the actual size and footprint or even form that I think of is not necessarily controversial - the placement of the building is - as it takes already limited green space from the city itself. A counter argument would be that the building itself and its actual footprint is rather



Studio after last crit

BEFORE HOLIDAY BREAK

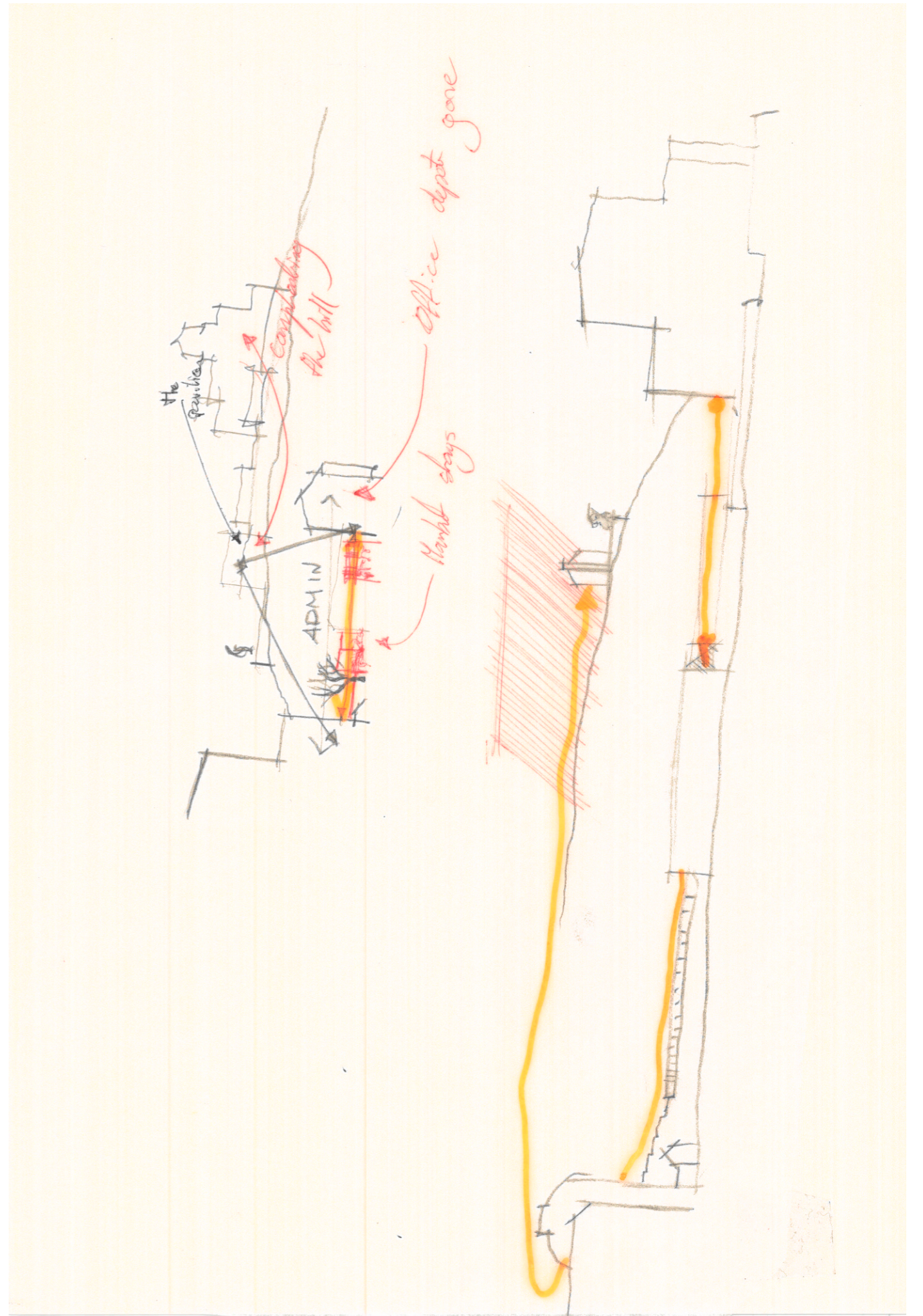
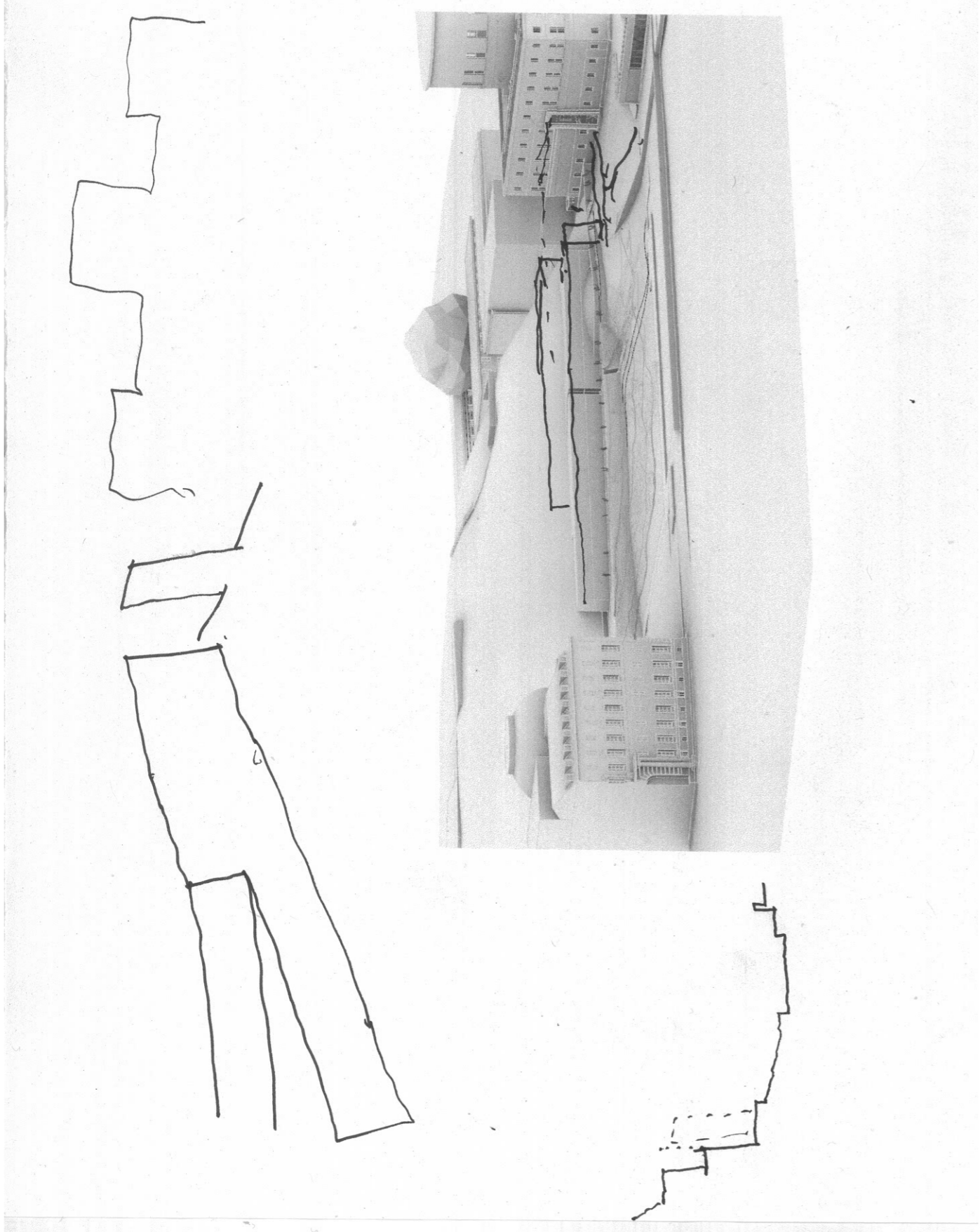
WEEK 2.6 18/12-22/12

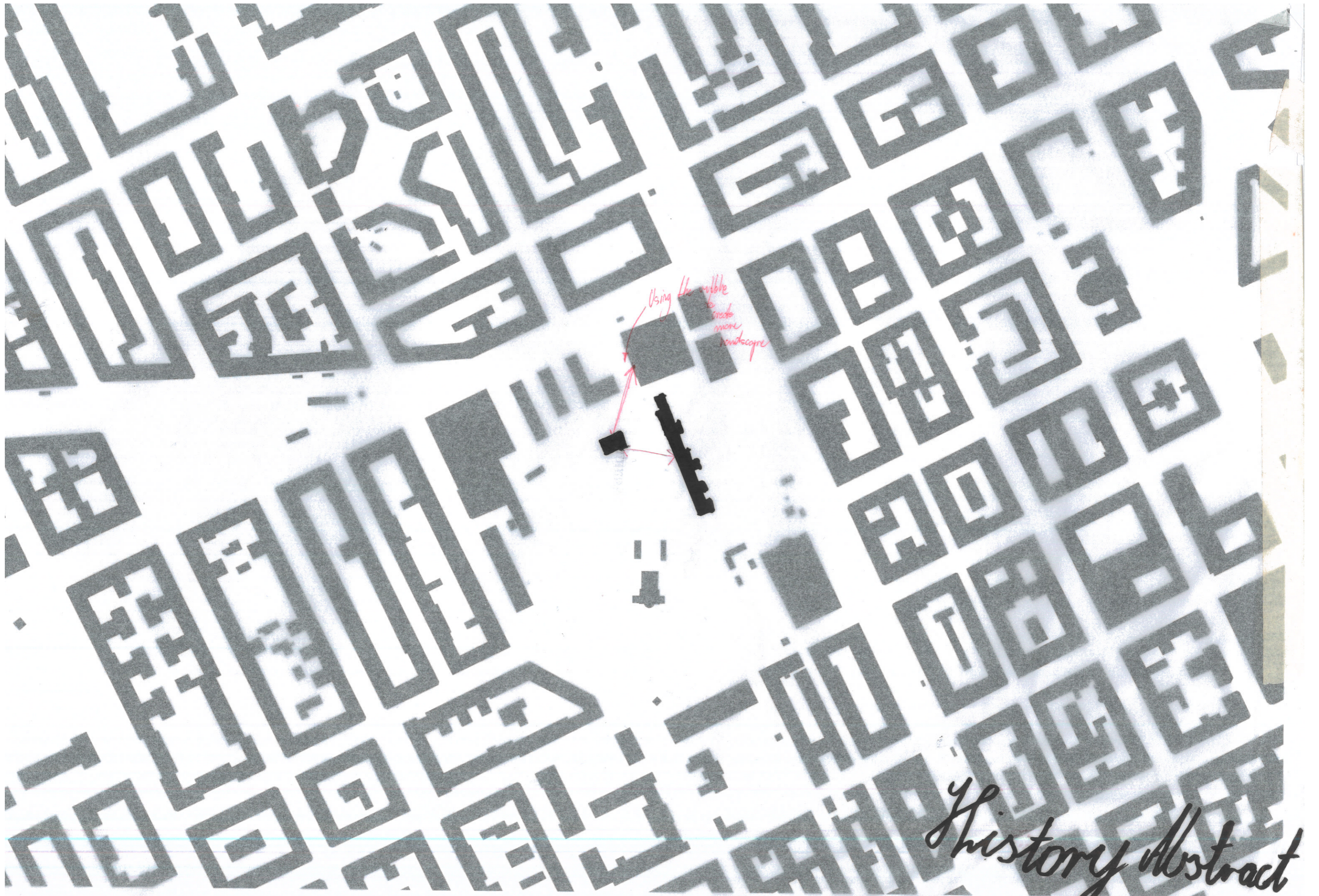
Week overview.

This week was more for clearing the head and not thinking about the project. It was advised on the last tutorial to actually step away from it and think of different things so we can come with fresh approach.



Studio before holiday





Using the middle to create more landscape

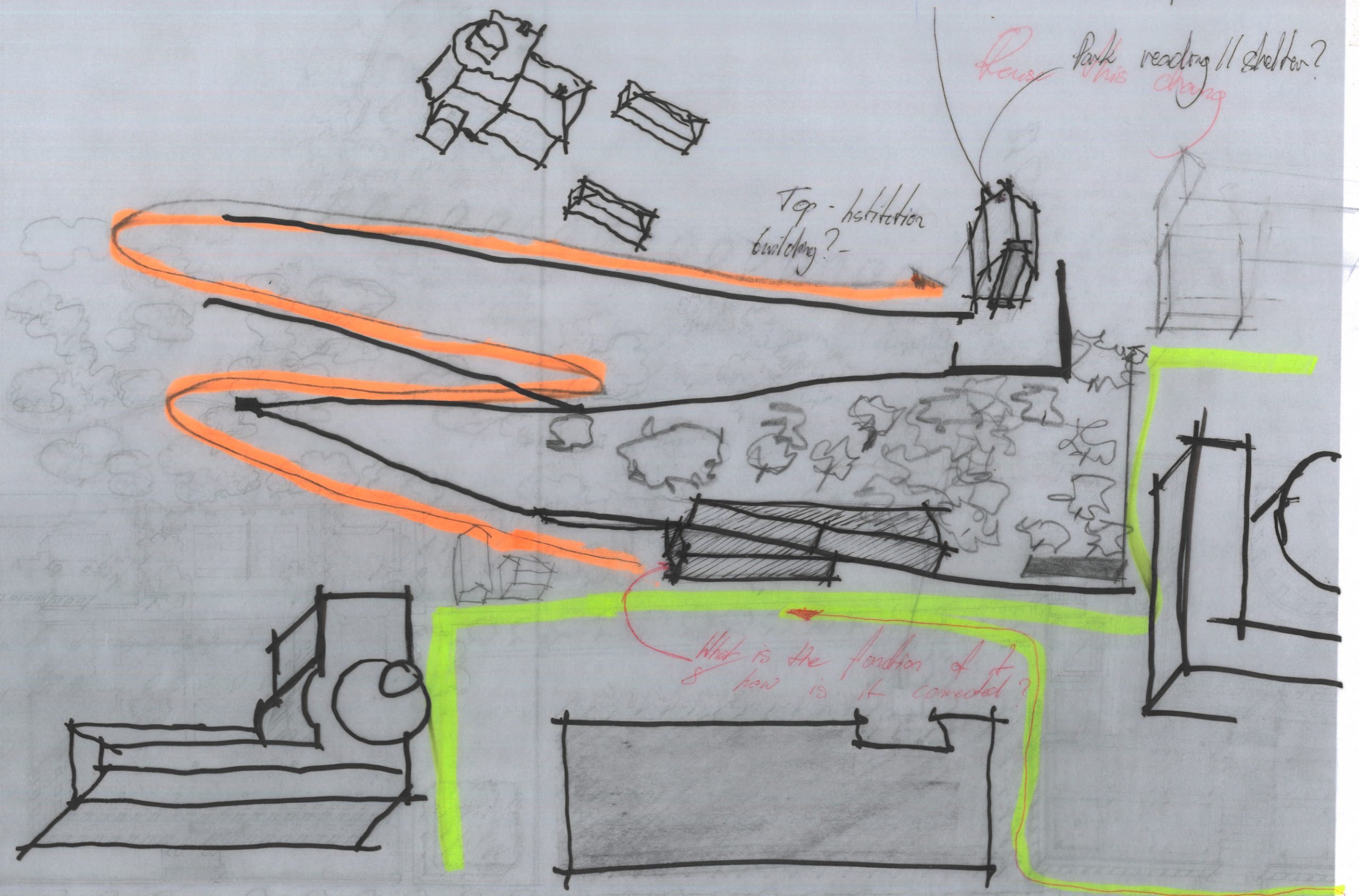
History Abstract

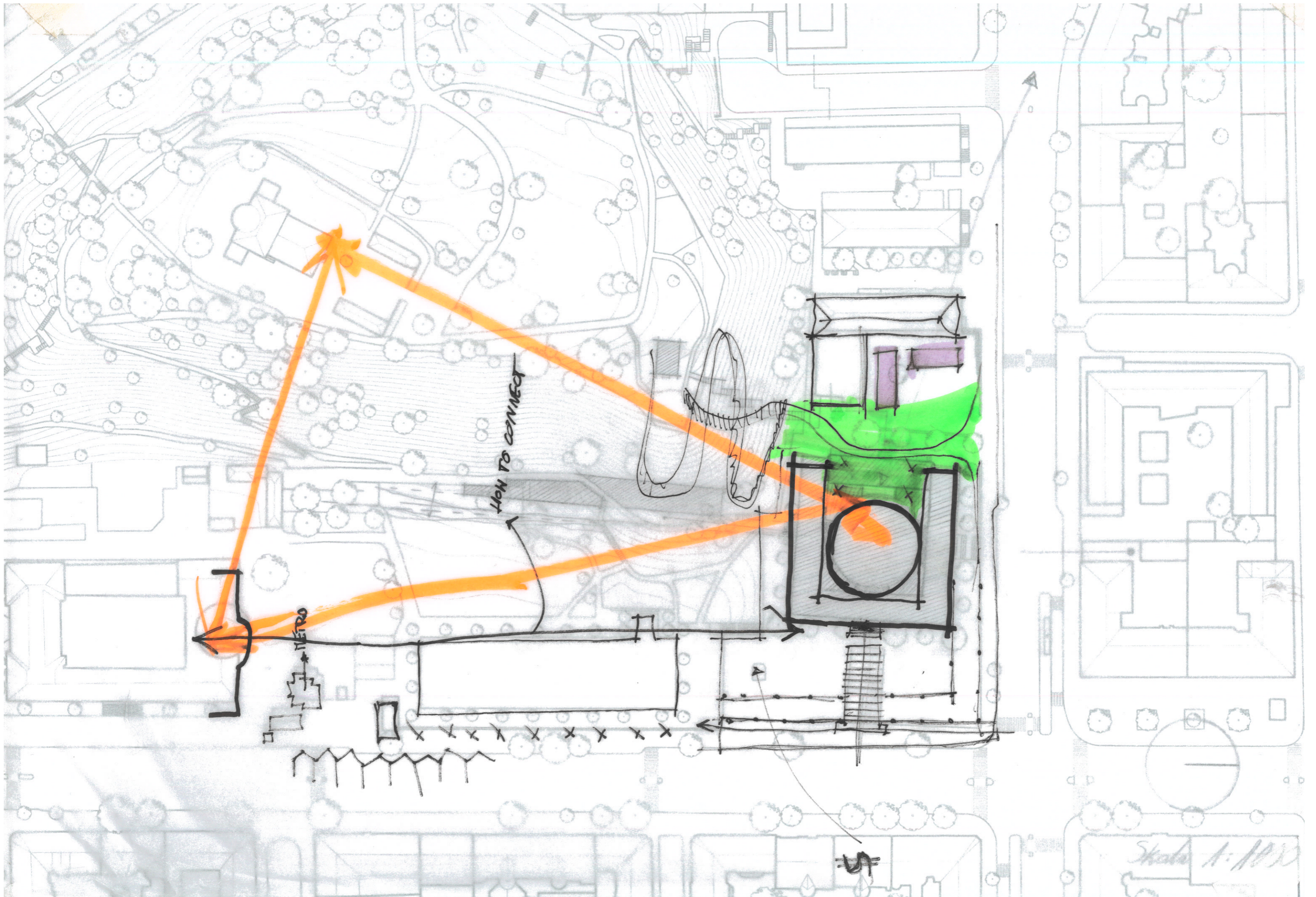
Bit like serpentine position


House Park reading // shelter?
this change

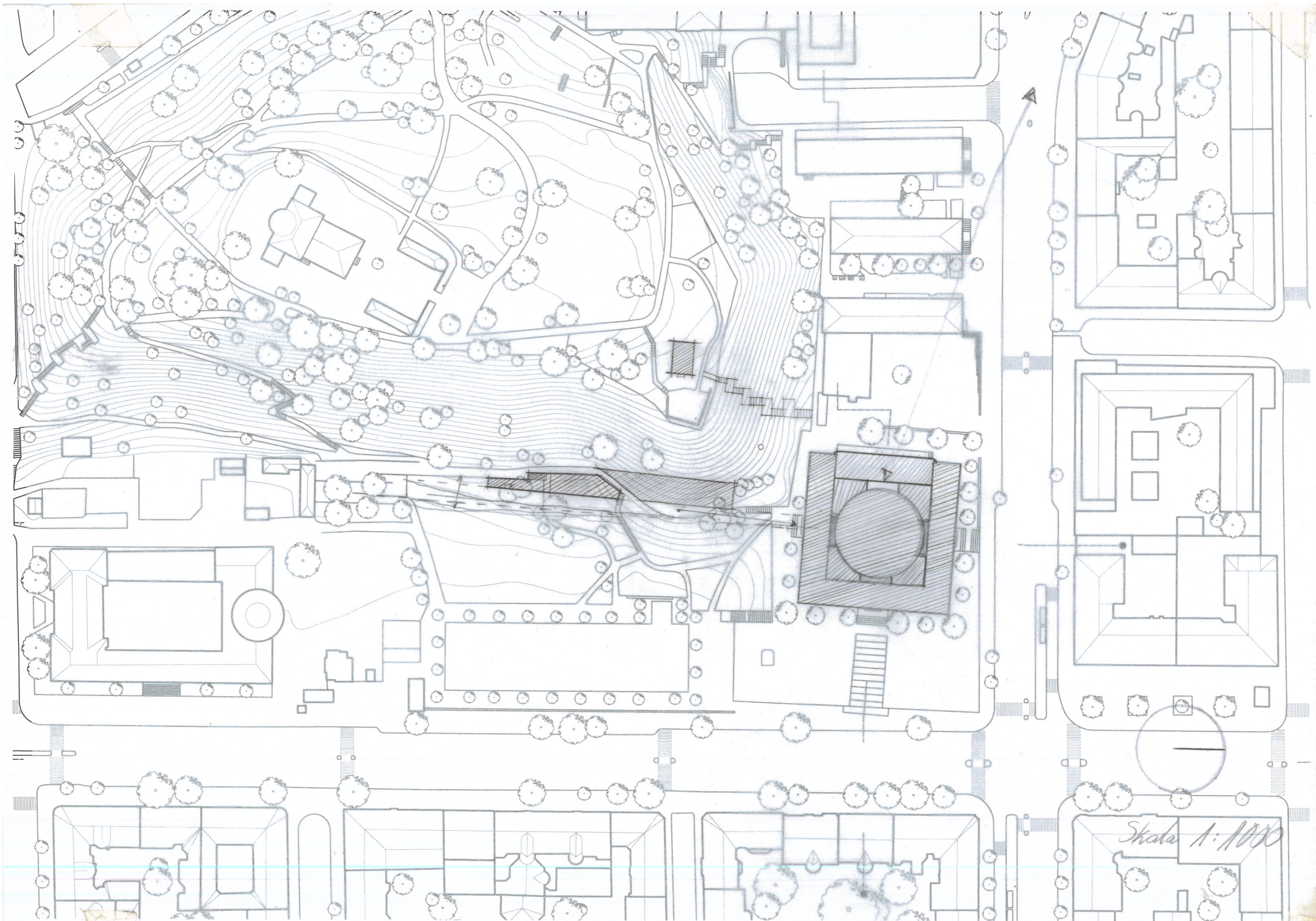
Top - institution
building? -


What is the function of it
& how is it connected?









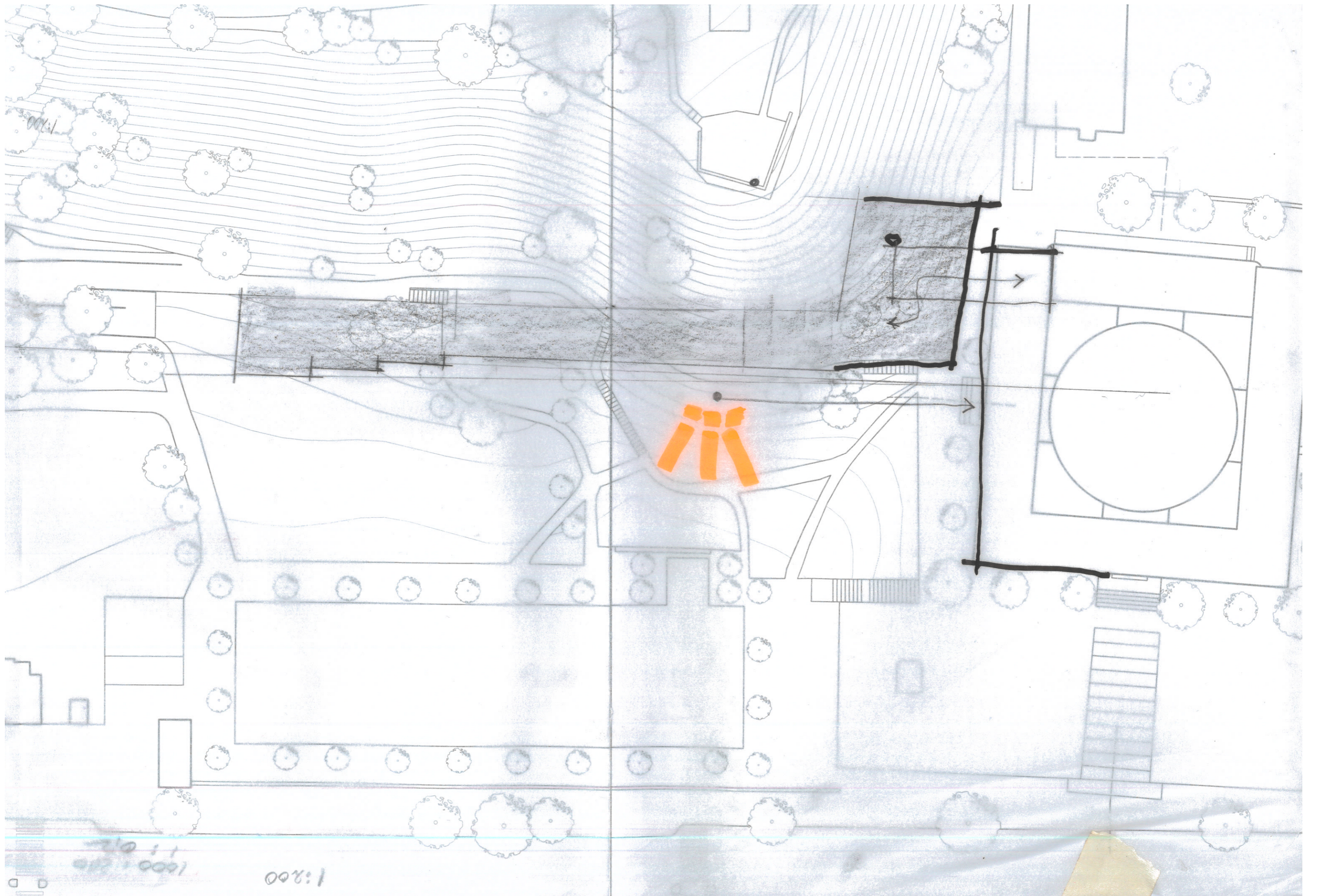


Visual connection
with the
office floors

Existing
path

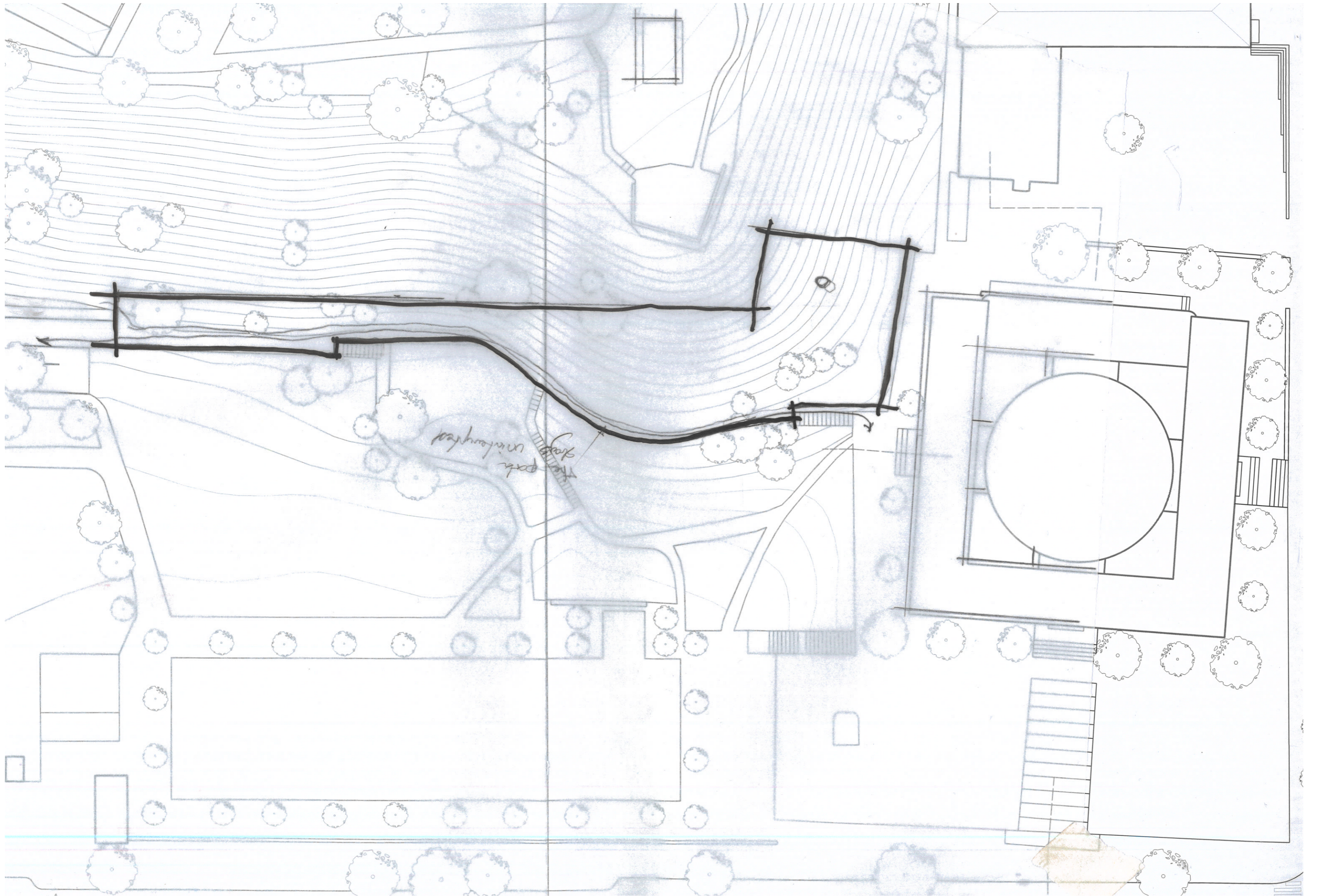
1:500

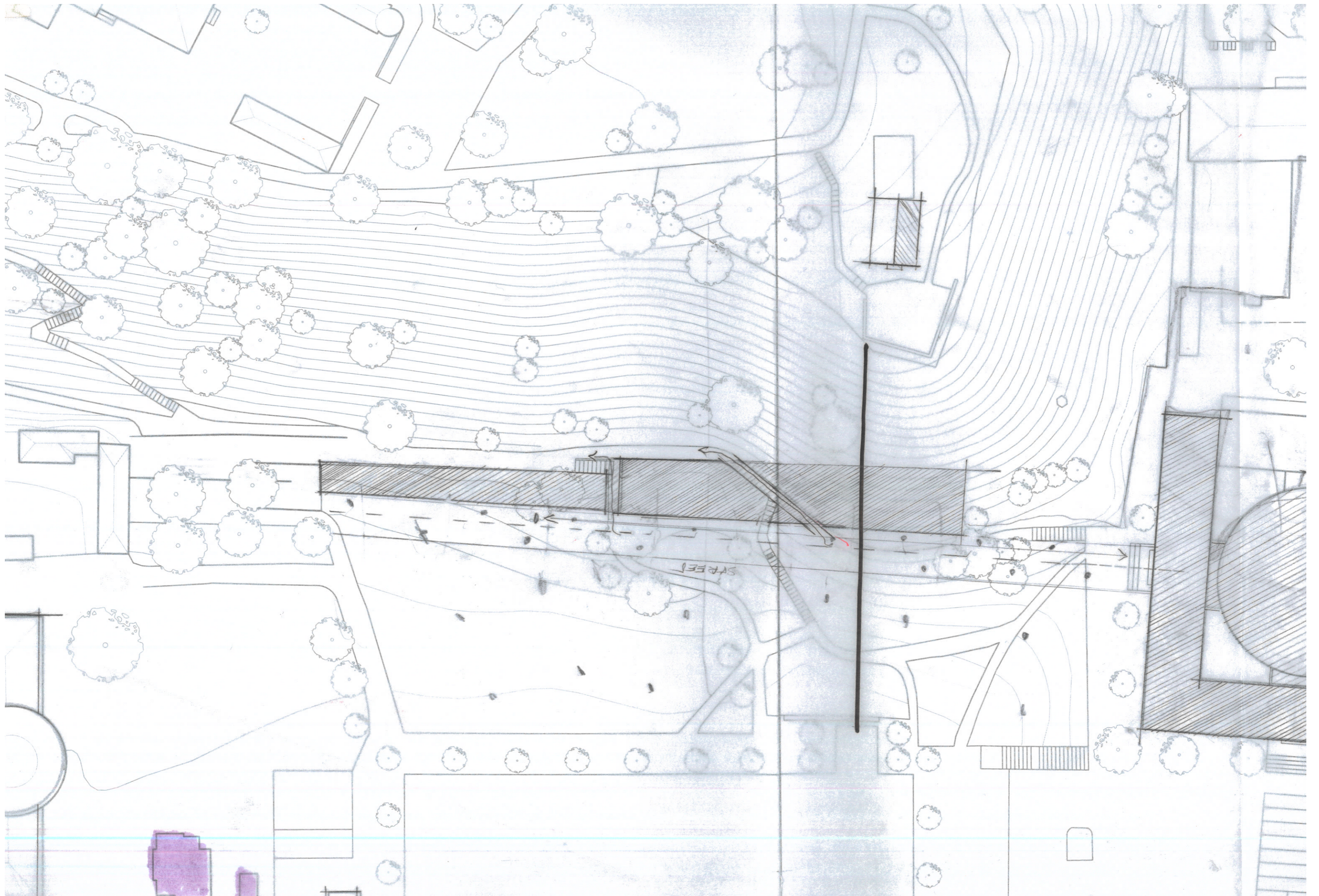


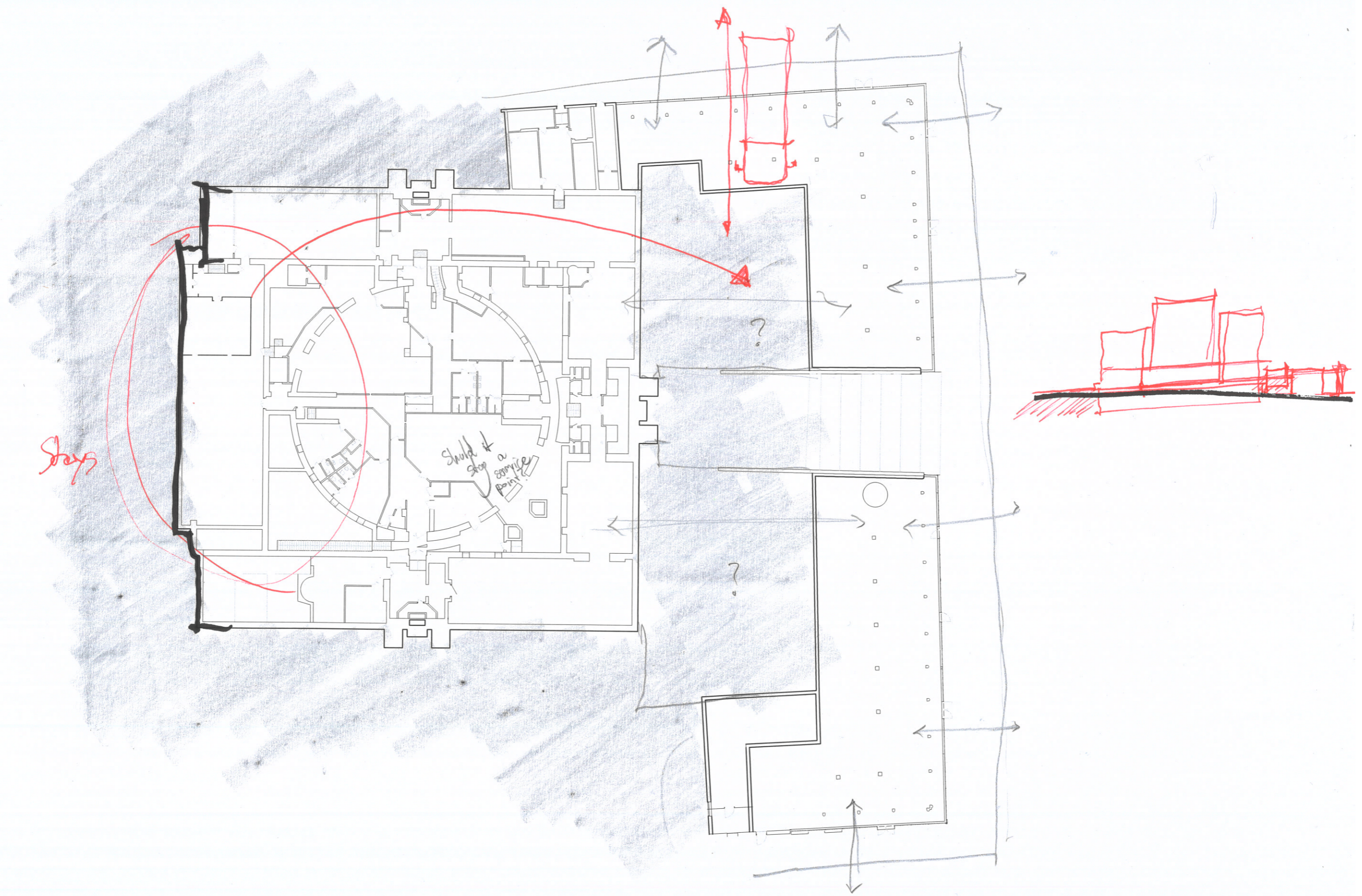


1:200
1:1000

1:200




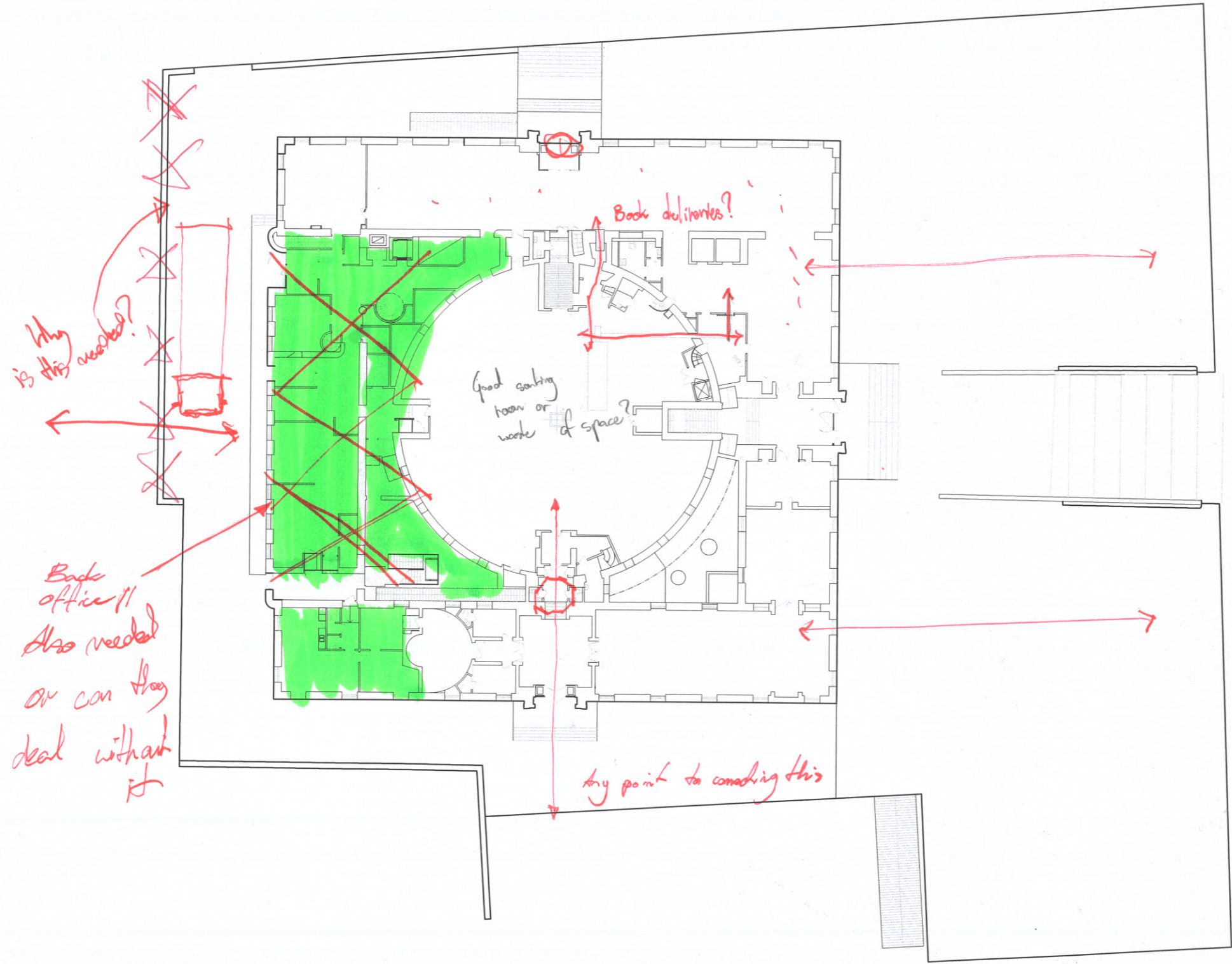




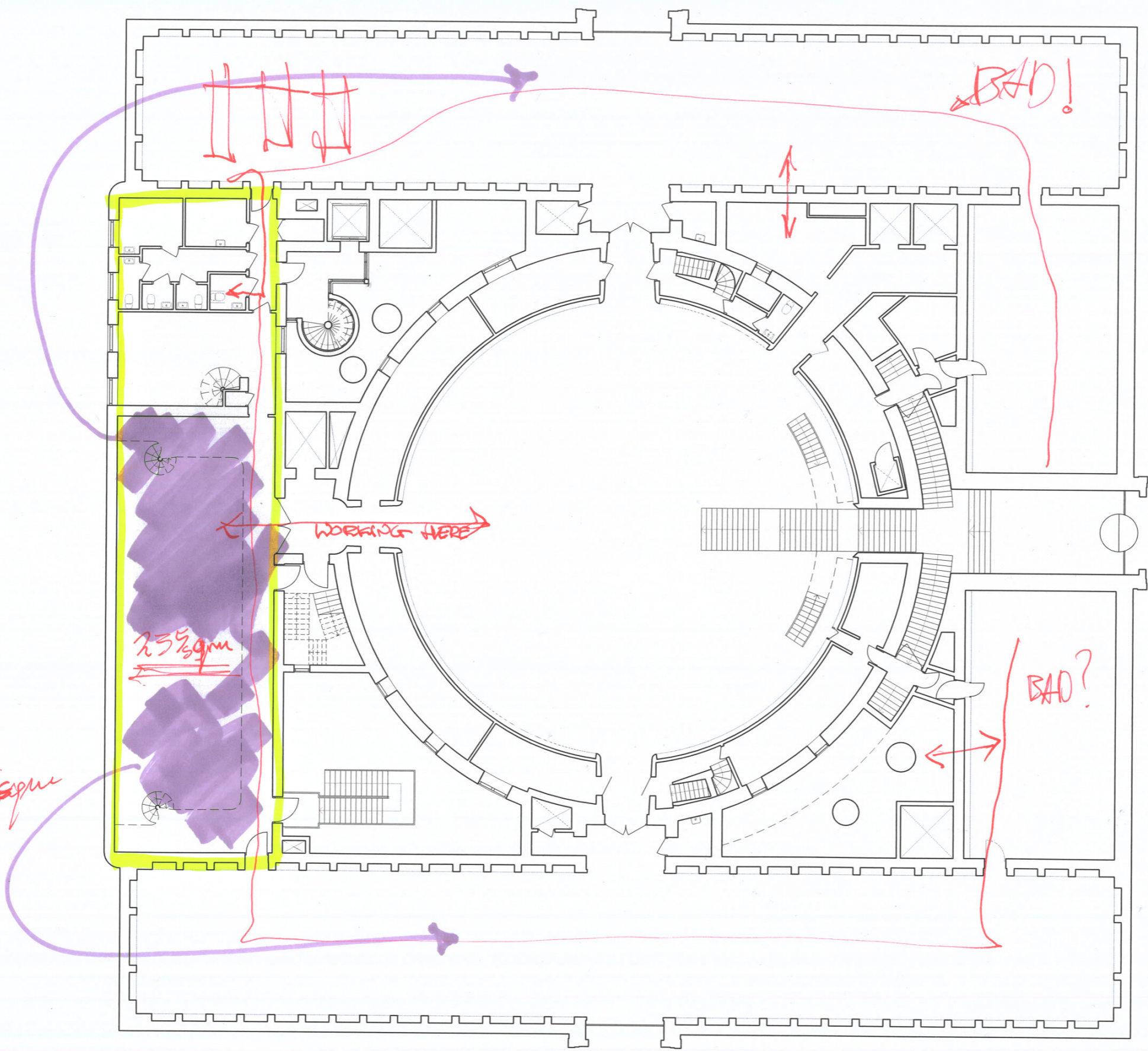
Stays

Should it stop a service point?

P101
A1 - 1:200

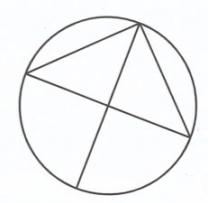


P102
A1 - 1:200



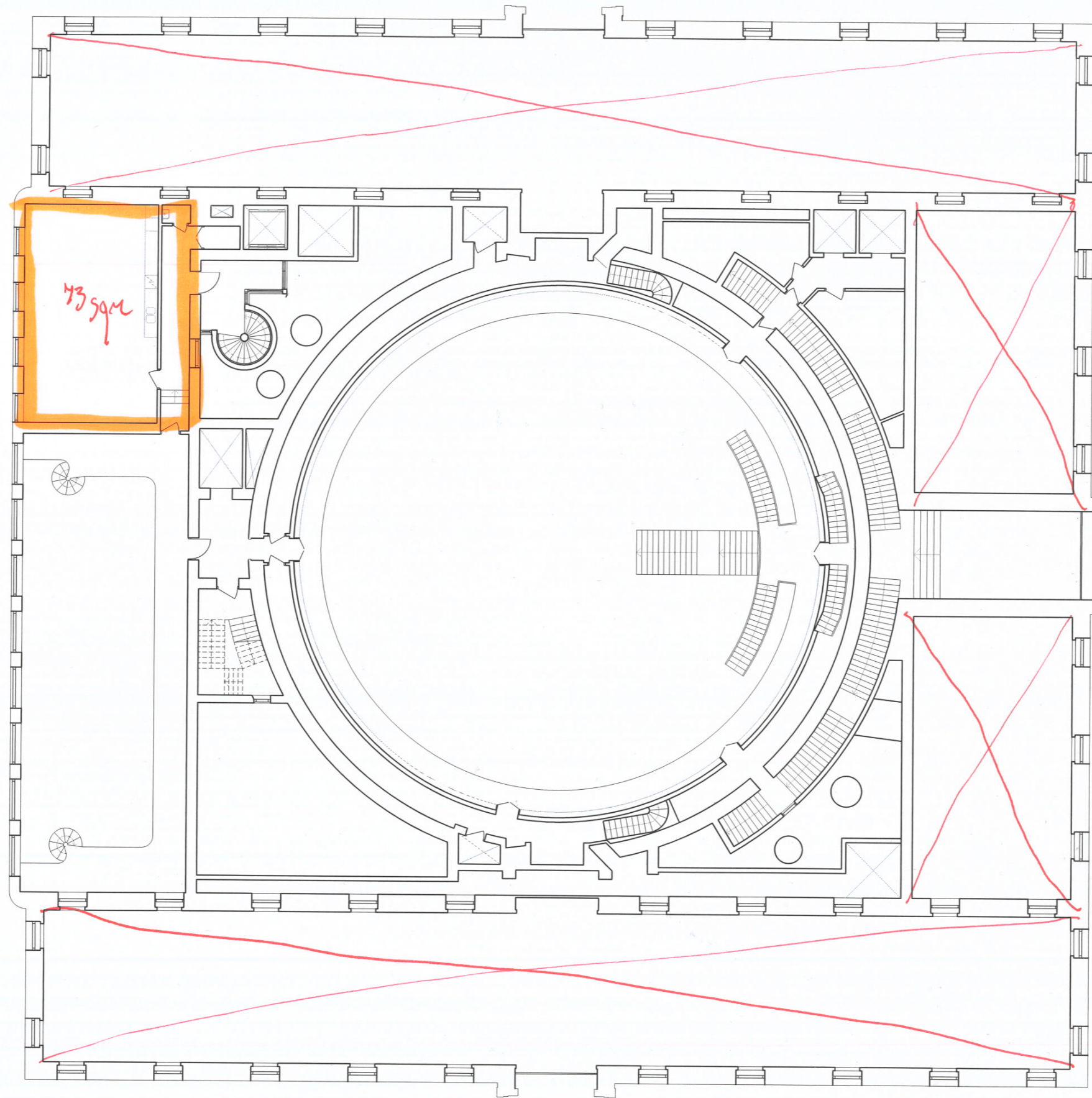
303
+ 239
538 square

235 square



Building: Stockholm
City Library
Title: Ground floor &
reading rooms plan
Author: Mikolaj
Scale: 1:200

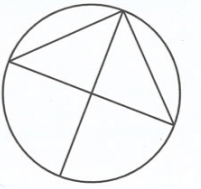




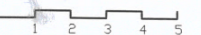
235
+ 73

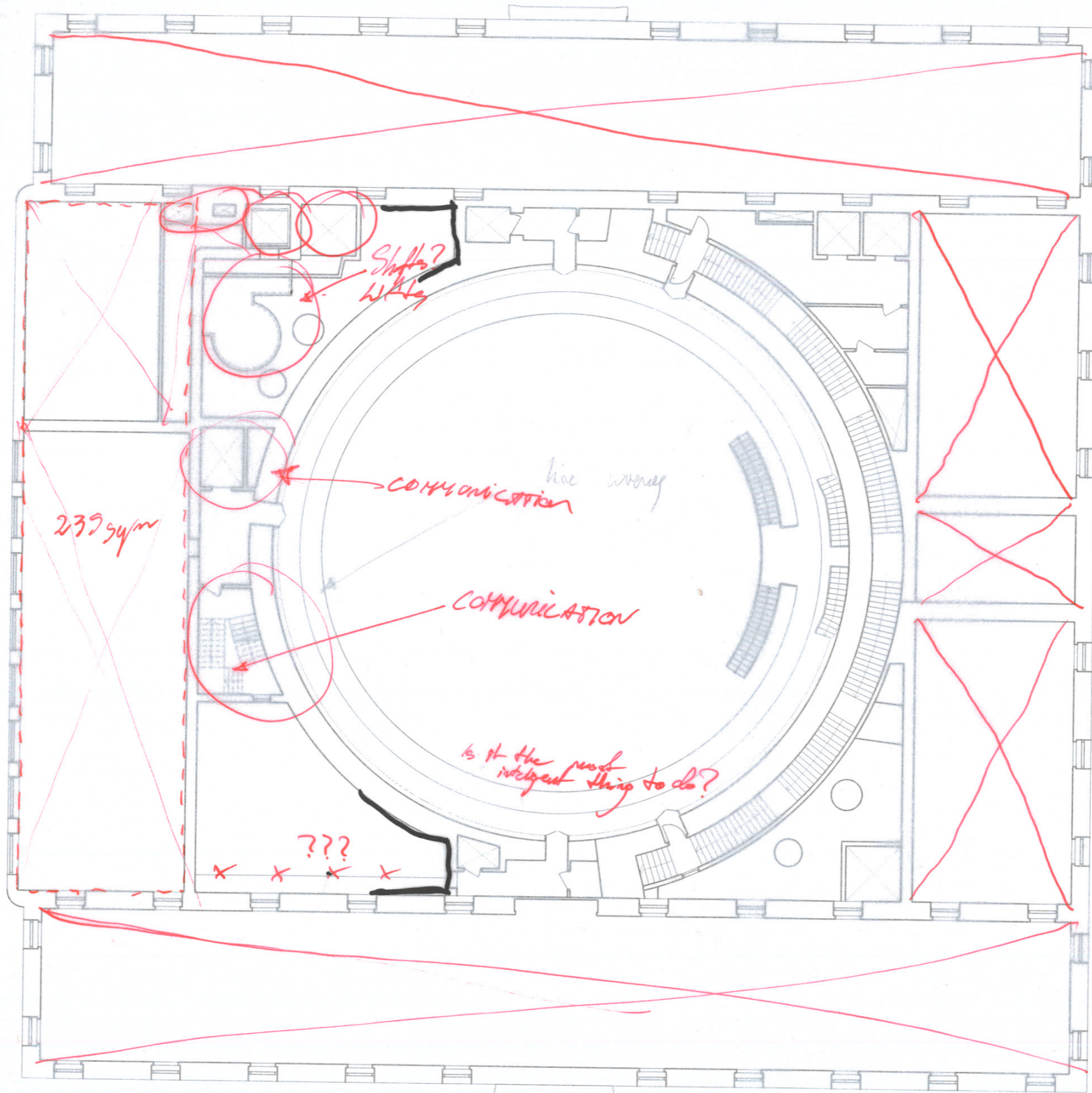
303 sqm

of usable
floor
area
so far

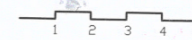


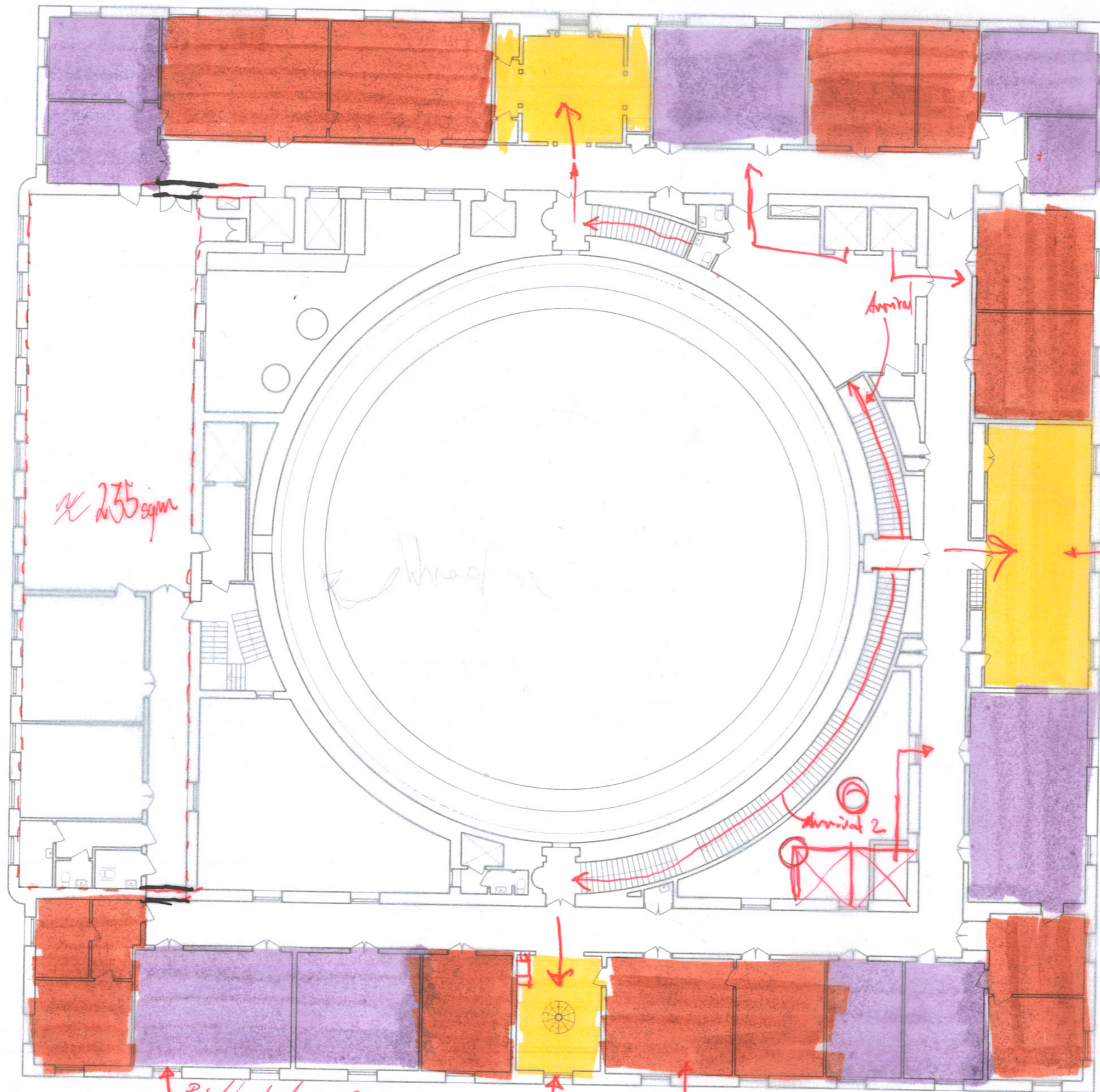
Building: Stockholm
City Library
Title: Second gallery
rotunda floor plan
Author: Mikolaj
Scale: 1:200





Building: Stockholm
 City Library
 Title: Top gallery
 rotunda floor plan
 Author: Mikolaj
 Scale: 1:200





≈ 23.5 eqm

Kongressen

Arrival


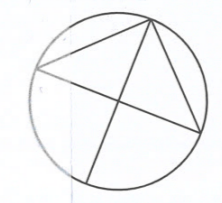
Passage

Arrival 2

Project/education Areas
Staff & Public

Miscel

staff close to people



Building Stockholm
City Library
Title: Office floors
Floor plan
Author: Mikolaj
Scale: 1:200

PRE – P2

WEEK 2.7 09/01-13/12

Week overview.

The pre P2 was useful and insightful. The visiting professor Nina Lundvall was particularly useful as she spent long time on this project and was able to provide very useful advice but also a fresh point of view. The notes I have taken are as follow:

- Books do not necessarily need to be stored in one location they can be delivered
- My building needs more m2
- Consider going behind the annex buildings or playing with them or using them
- Re-engage my building and the library
- Blast stone in Stockholm – Sprangsten mur
- Ferdinand Boberg
- Street as the building
- Grafton Milan
- Street as the edge of the building
- Chatworth house Darbyshire – stepping up greenhouses
- Sanssouci palace
- There was urban fabric back in a day – argue back to it
- Use my research to argue back
- What can I add to the programme and what could the programme benefit from (open library
- Check the Greek Nafplio example and Barozzi Veiga and Amin Taha Architects
- What can be removed from the old library to free up the space and added to the new library
- Think about local climate – it is not Italy
- Whether to build or not to build is a debate that is hard to come out with a definite answer – I will always defend the position that the area was built up before and in a sense an injustice was made with this park as poorer people have once again been relocated to make space for rich and upper middle class living there and the park eventually served them but was a tragedy for many. What was there had a certain character which was rather beautiful and I think adding this to the urban square can benefit the place
- Good light from the east
- Start with the research first or make the link to the research


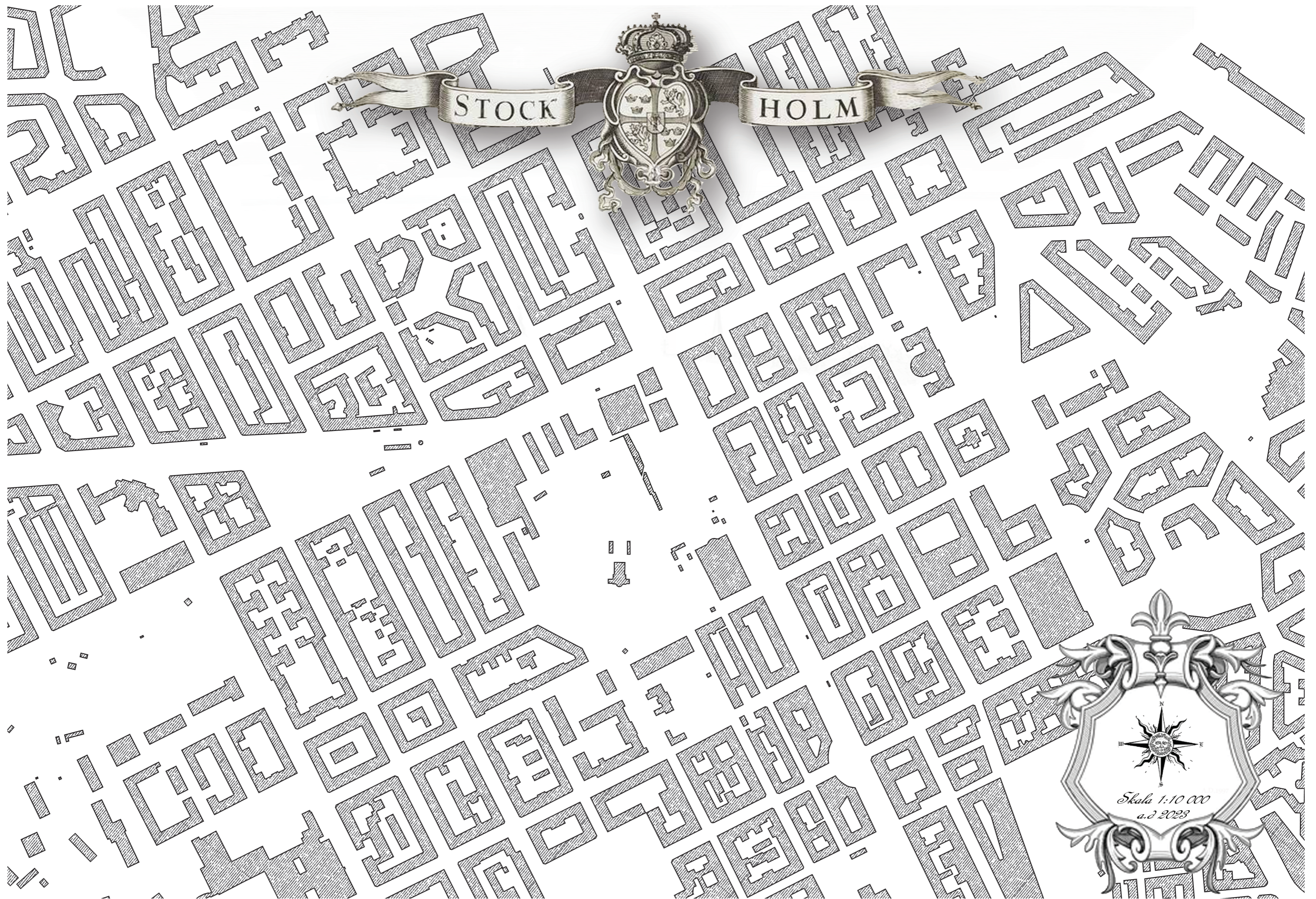
- Match 2014 brief or add more
- Show why it is worth to put the energy and effort into it what am I really adding and what is the benefit of it? (Glorify the heritage – as it is arguably one of few well known great Swedish architects – but what is it actually that I add apart from the programme that can be more beneficial to the new users and help them to climb the social ladder, inspire and give them the hope?)
- Show the qualities
- Analyse St. Johns proposal.
- What is my project really about?
- What am I really fighting for?
- Big project but approach it in fragments – decide what is more diagrammatic what is more developed – perhaps some things can stay as they are?
- What about the annex buildings? – Or is it better to go towards university – education, economics?
- Link to the school of economics

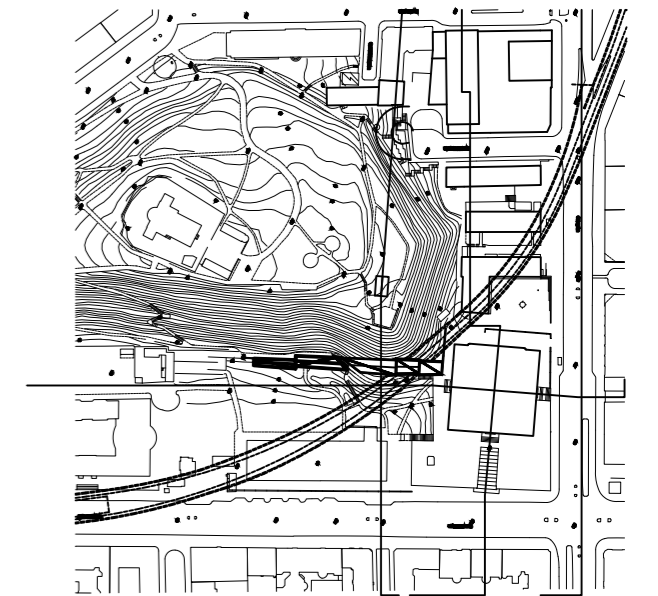
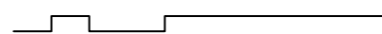
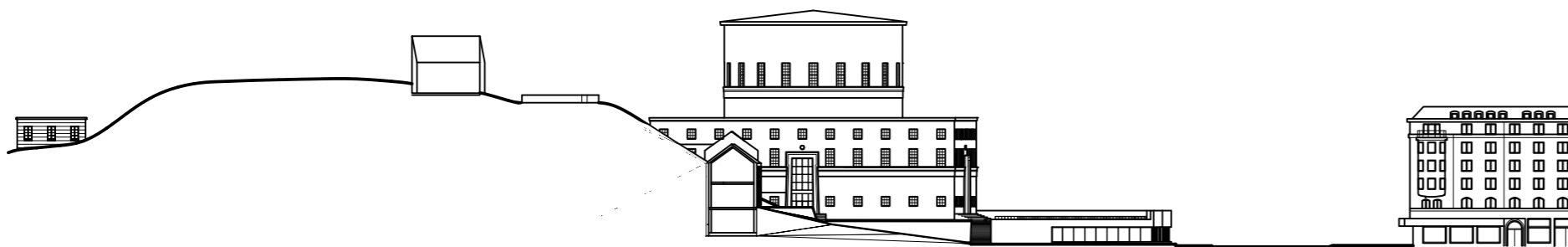

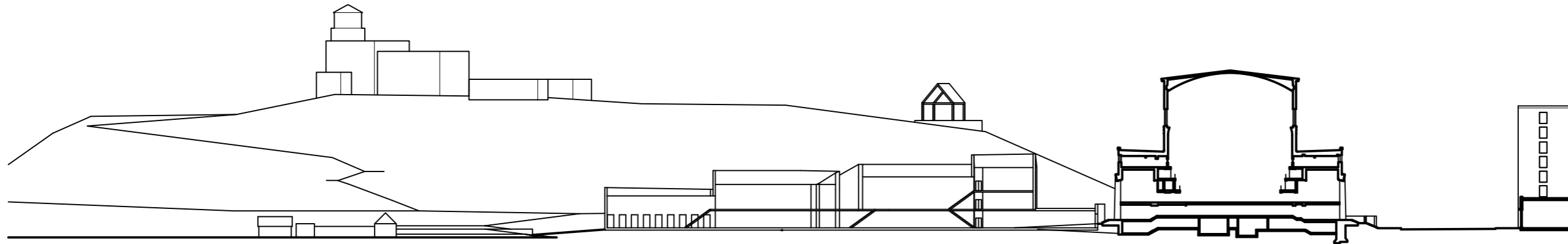

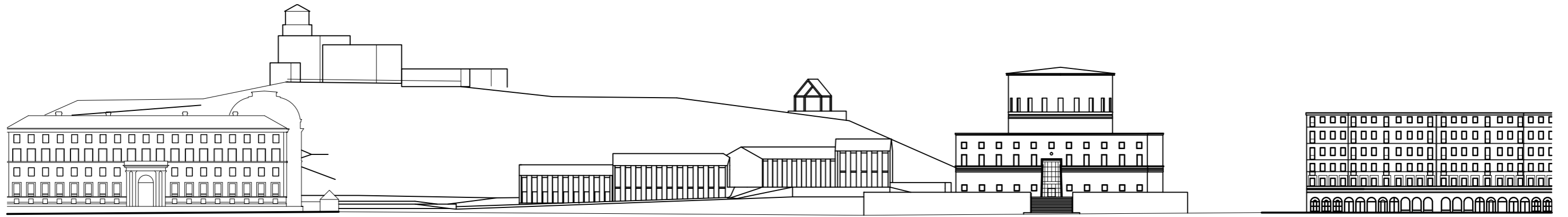


Collage of old and new



Proposal








5 10 20 50

MSc 3 ARCH /BC Mikolaj Waszkiewicz 5861373

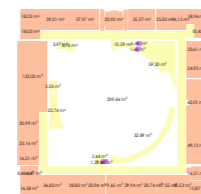
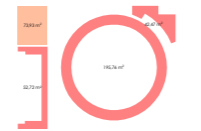
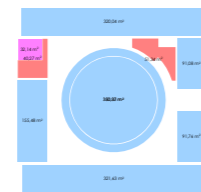
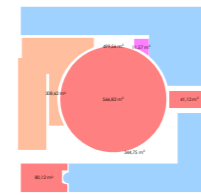
FÖRSLAG TILL PARKANLÄGGNING ÖSTER OM OBSERVATORIEKULLEN MELLAN STADSBIBLIOTEKET OCH HANDELSHÖGSKOLAN



ODENGATAN

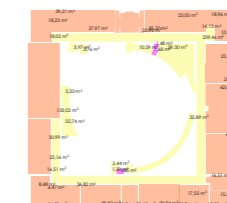
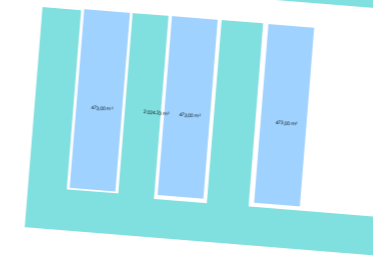
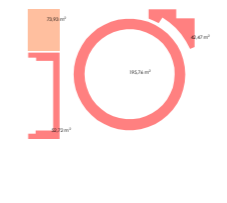
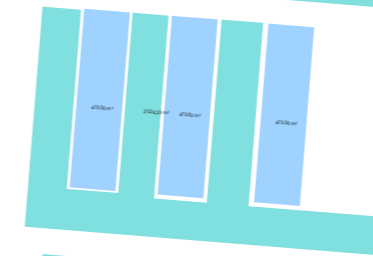
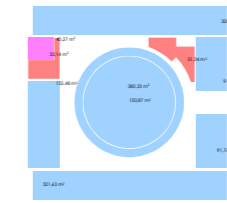
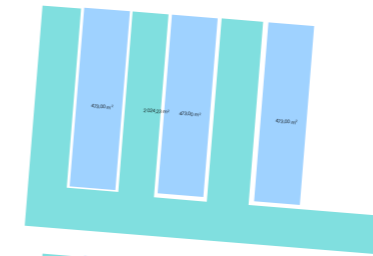
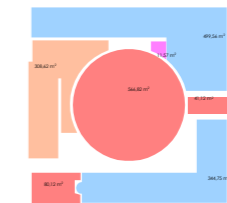
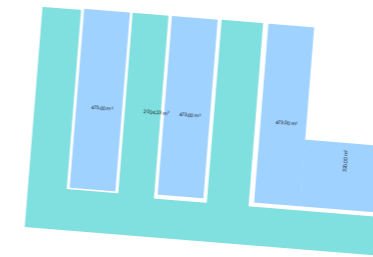
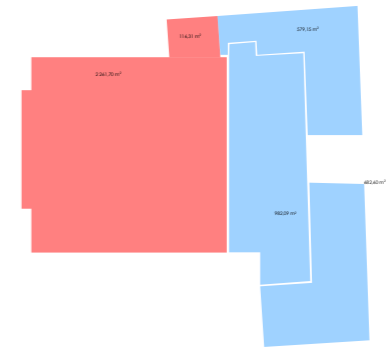
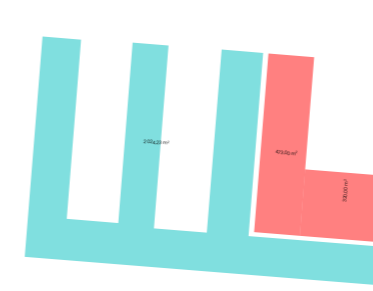
SVEAVÄGEN

Original Programme



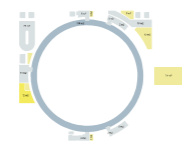

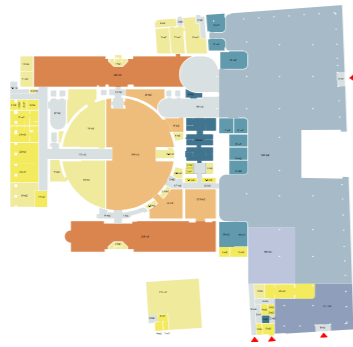
Total area = 7 500 sqm

2006 Programme



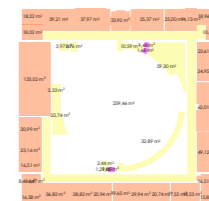
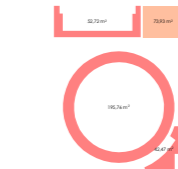
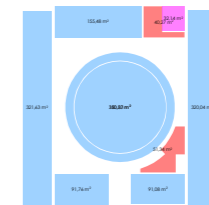
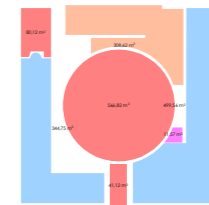

Total area = 24 000 sqm

2014 Programme



Total area = 10 650 sqm

2024 Programme



Total area = 8 600 sqm


ACTING ON FEEDBACK

WEEK 2.8 15/01-19/01

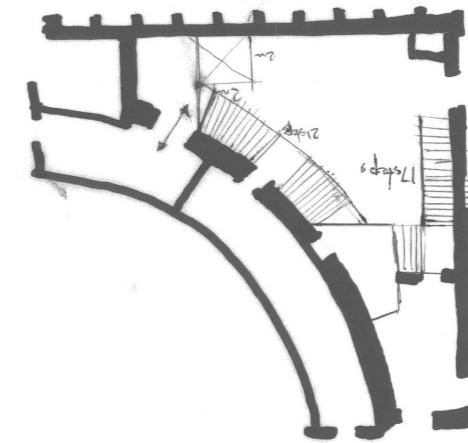
Week overview.

A general comment made was that we create longitudinal spaces of similar qualities to those created in the library already. I came across precedent which very skilfully created distinctive spaces within rectangular building.

Following the last feedback session I also know that I need to address the issue of too little square meters of space. This is what I am working on. It has been recommended to think maybe of the street below my buildings as an opportunity to add the extra space.



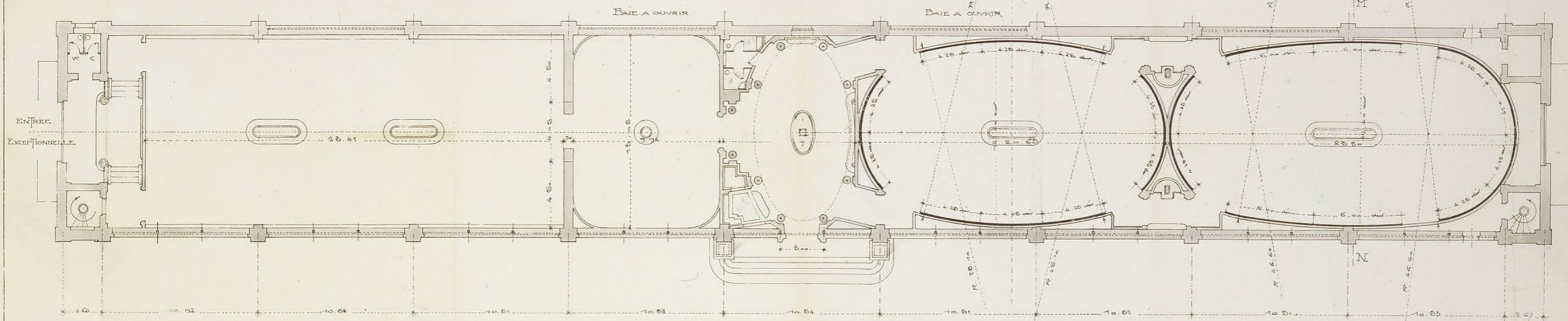
Quality of space



Exploring the circulation

— ORANGERIE DES TUILERIES — TRANSFORMATION EN MUSEE —

— ANNEXE DU LUXEMBOURG — DONATION CLAUDE MONET —



ECHELLE 0.01 PM

COTE DE LA SEINE

DRESSE PAR L'ARCHITECTE DES PALAIS
DU LOUVRE ET DES TUILERIES
PARIS LE 20 JANVIER 1922


Retried from : <https://rar.rutgers.edu/a-phenomenology-of-display-monets-lorangerie-the-panorama-rotunda-and-the-history-of-proto-installation-art-by-anthony-portulese/>

WORKING TOWARDS P2


WEEK 2.9 22/01-26/01

Week overview.

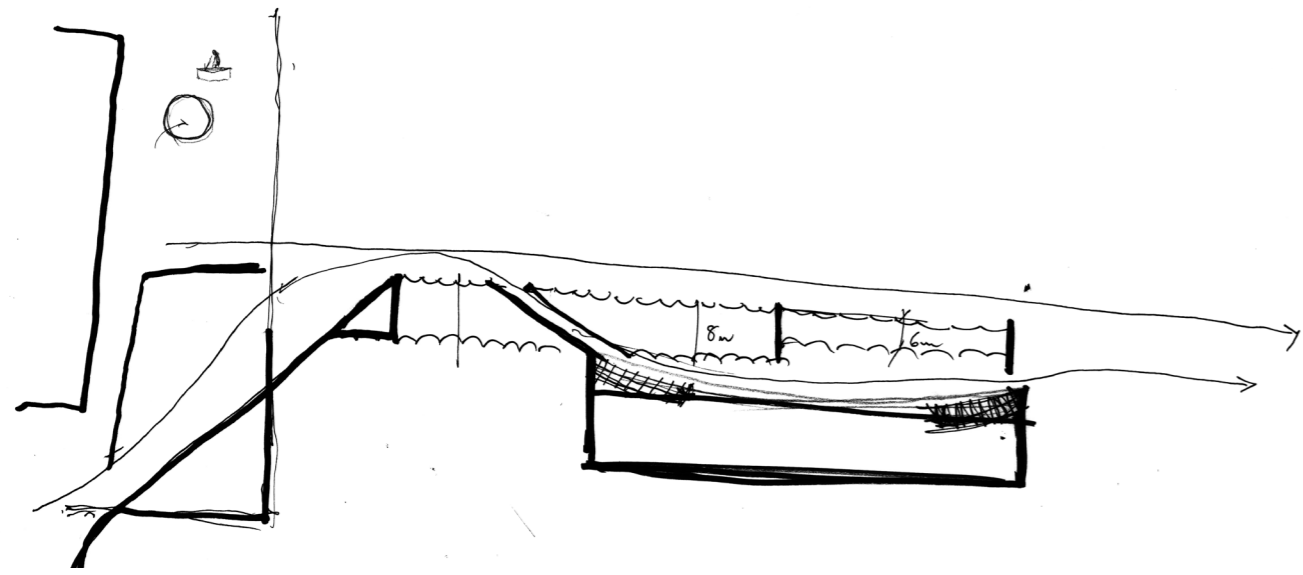

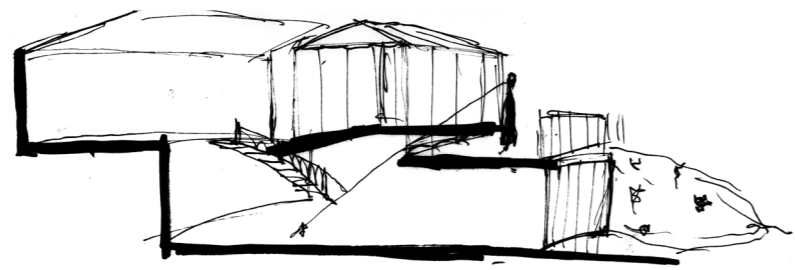

This time I was busy with acting on feedback and producing the project material. As the whole building had to be redesigned it resulted in a completely new architecture. The main building now is the street. This is where the most of the life and programme happens. The street follows the geometry of the bazaar and the children entrance. Those are the two factors that really shape the building and give it logical ground on which it is constructed. The above street part is now not so literal. Before the library took a shape of an old house. Something that was there before. Now the language of this architecture is more metaphorical. They resemble lanterns on the hill contributing to that romantic idea of the past and an old urban landscape. The whole building become a living room, bathed in sun with a view of a park. The whole contributes to this idyll atmosphere.



First glimpse



First glimpse



Sketch by Daniel Rosbottom

P2

WEEK 2.10 29/12-03/12

Week overview.

The P2 was overall a success as it was a pass. The feedback to quote in full:

NOTES:

Your extension of the Stockholm City Library literally takes a different direction compared to many other proposals. However, you give a strong argumentation for your design proposal, using archival photographs that shows how streets with small buildings once occupied the hill next to the library, before this area was reconstructed as a natural landscape. Your model and hand sketches suggest a convincing intervention, with lots of architectural potentials.

Your building proposal takes a somewhat ambivalent position between being a building that extends the plinth of Asplunds library and an elaborated retaining wall that is part of the landscape of the hill. While this ambiguity in itself can become a quality, it immediately raises questions that need to be adressed. What will be the relation between the roof on which the light boxes are places and the interior space underneath this roof? Are there connections between the two, such as visual, infrastructural (stairs) and regarding their character? Further, the connection between the accesible roof and the space in front of the pond still seems unresolved. Will there be stairs or a ramp and where should these be positioned? Also, the character of the three lightboxes needs careful consideration. The reference to SOM's New Haven library is a bit questionable, since it is not sure if the thin stone panels used there will be as translucent as you suggest.

In that regard the feedback was fruitful and posed a lot of interesting questions for further design. I believe that the quality of my building being the extension of the plinth and the retaining wall should be further delved on. It poses interesting questions about the quality of the interior. Would it be cave like as it is buried on the ground and covered by the hill or would it be illuminated because of the lanterns on top. The material of the light boxes is also to be determined. At the P2 stage I suggested

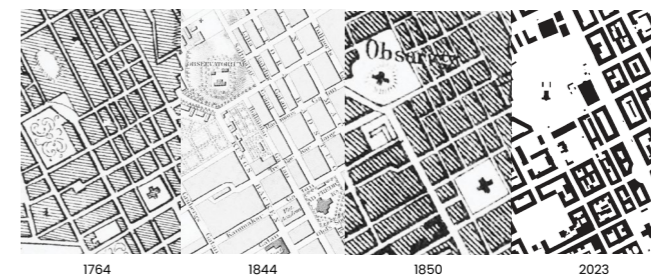
frosted glass. The SOM beinecke library was indeed an inspiration for me. Because of the idea of the library bringing the knowledge to the populace like a light house (or library of Alexandria) navigating the way or like Prometheus bringing fire to mankind stimulating progress are powerful metaphors. Similar metaphor is used in the central dome of Asplund's library with the bright,tall walls. An issue that is being posed by using semi-transparent material is the fact that the lanterns would block the view out and onto the hill. The issue which I still struggle with and that is not resolved completely and logically is whether the lanterns should be only lanterns or also study spaces and if one or the other should one enter through them. I lean towards a strong no in regards of entrance. I think in a sense the less entrances the more controlled the building as well as the experience of it. If one in fact thinks of a building as a journey and an experience bit like a movie then in fact controlling the path.

The next pages show the most essential material of my P2 presentation.



Stockholm City Library Archive. n.d. Newspaper: <https://brightspace.ludelft.nl/content/594289/home>.

Fragment of an article celebrating 50th anniversary of Library opening its doors and predicting the role of the library in next 50 years. Interesting counter point to the state of library now.



1764'. n.d. Accessed 5 December 2023. <https://www.oldmapsonline.org/maps/dca1074d-578a-59d0-9abb-99daf0e0dc7/>.

1844. n.d. Accessed 5 December 2023. <https://www.e-rara.ch/zut/content/zoom/19214579>

1850'. n.d. Accessed 5 December 2023. <https://www.oldmapsonline.org/maps/3a6fe13f-abde-5664-8708-7cee3636b262/>

The chronological compasson of maps indicating the hill might have been built up more densely previously before the room for the park and library had to be made.

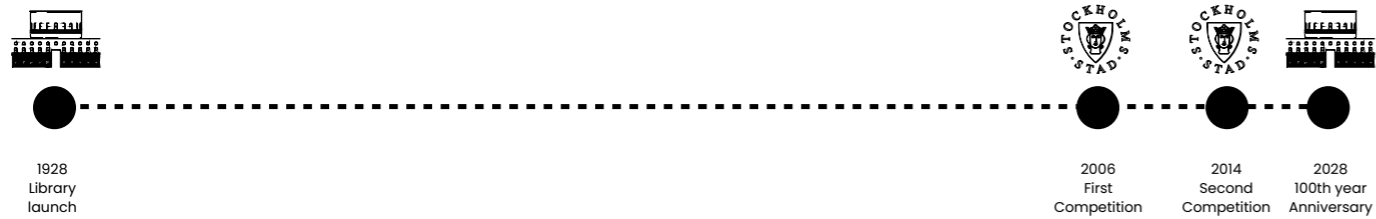
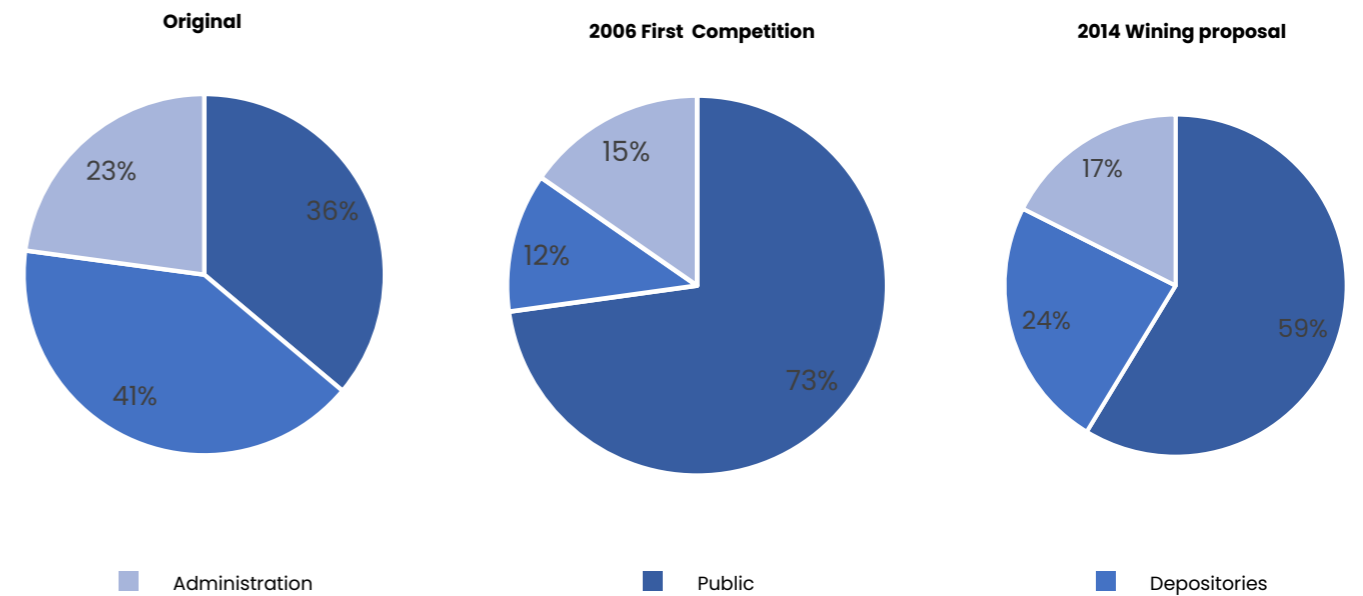


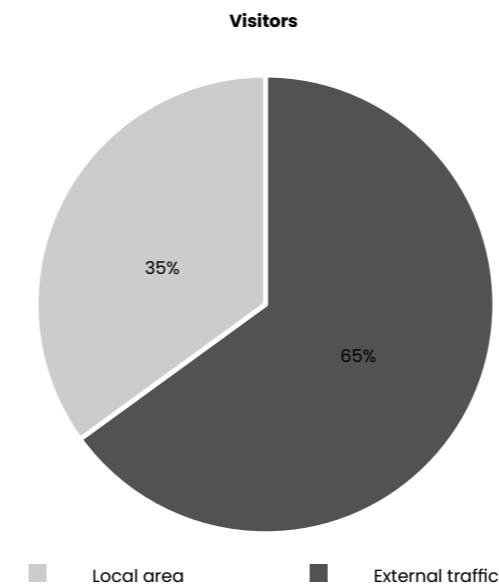
Diagram indicates that besides the two competitions being held after 100 years of its opening the building stayed the same.



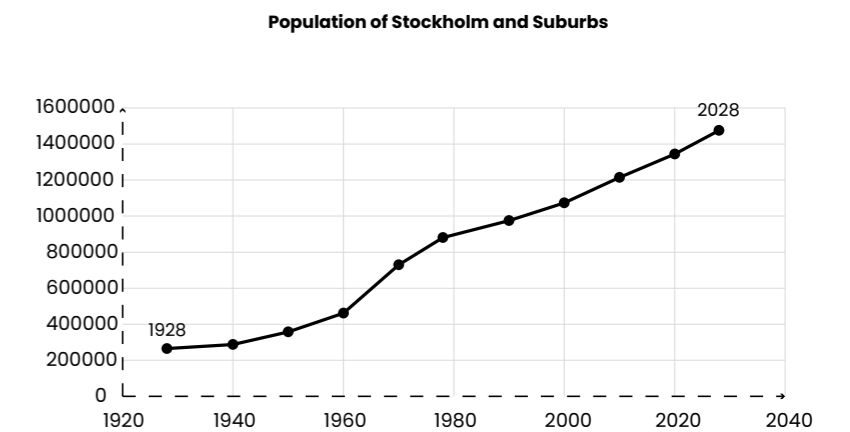
Argument for the need to make more public space
Source: 2004&2014 brief



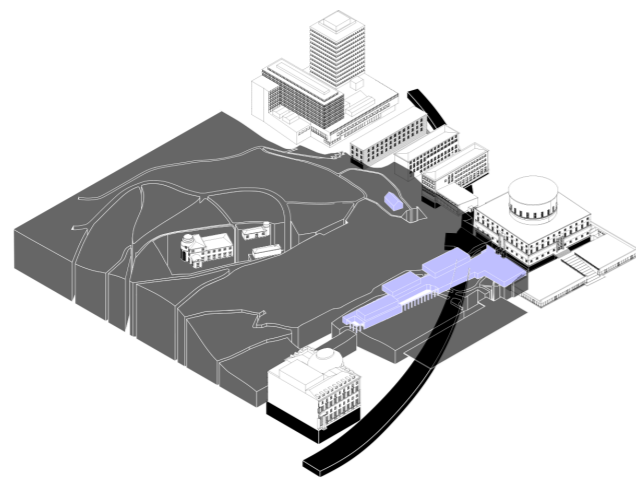
Summary of two briefs and its key requirements for future library



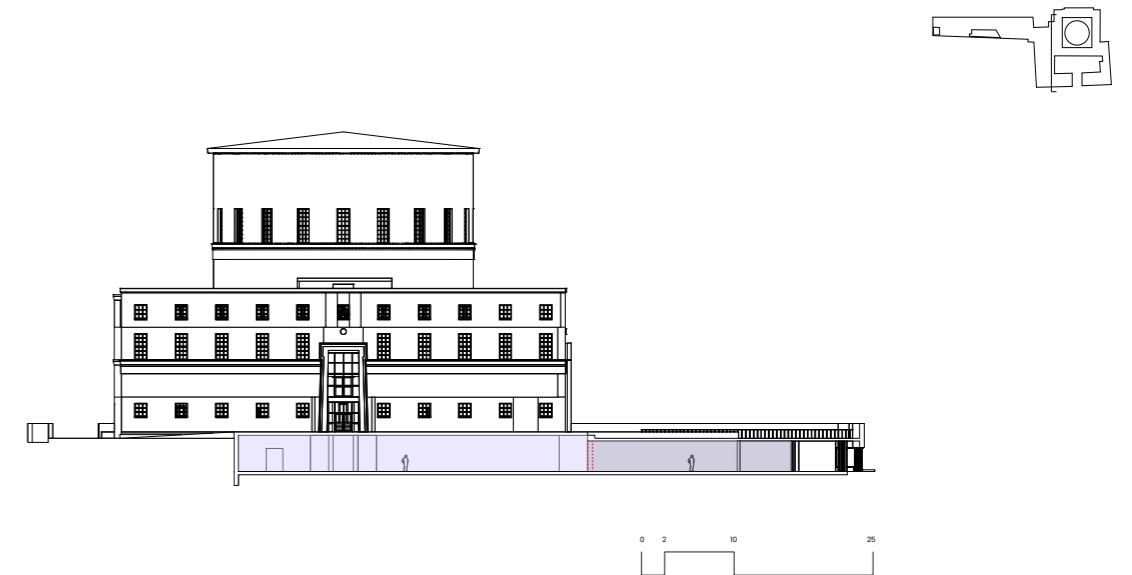
The argument for justifying the importance of centralised library acting as a "beacon"
Source: 2004&2014 brief



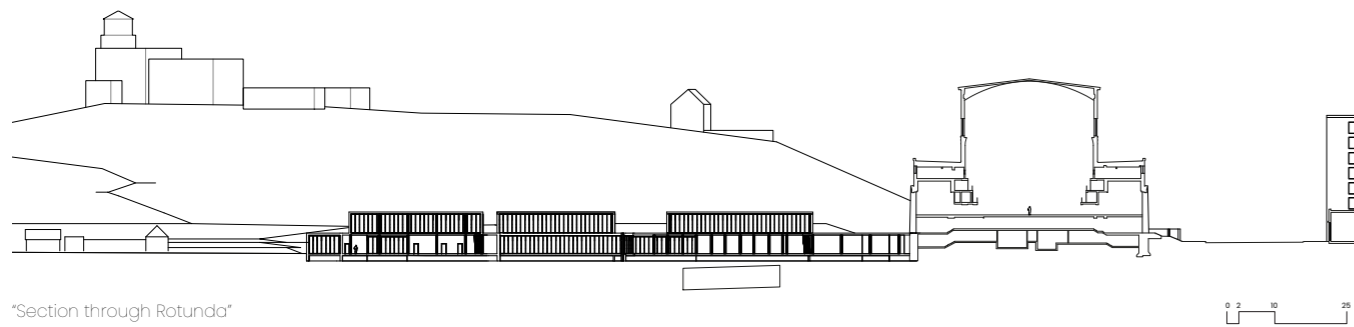
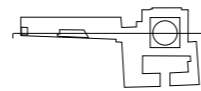
The prediction for growth of Stockholm and its suburbs who travel to the central library
Source: <http://demographia.com/db-stkhtm>



3D diagram of my building with highlighted in dark black basements and metro indicating obstacles my project has to deal with

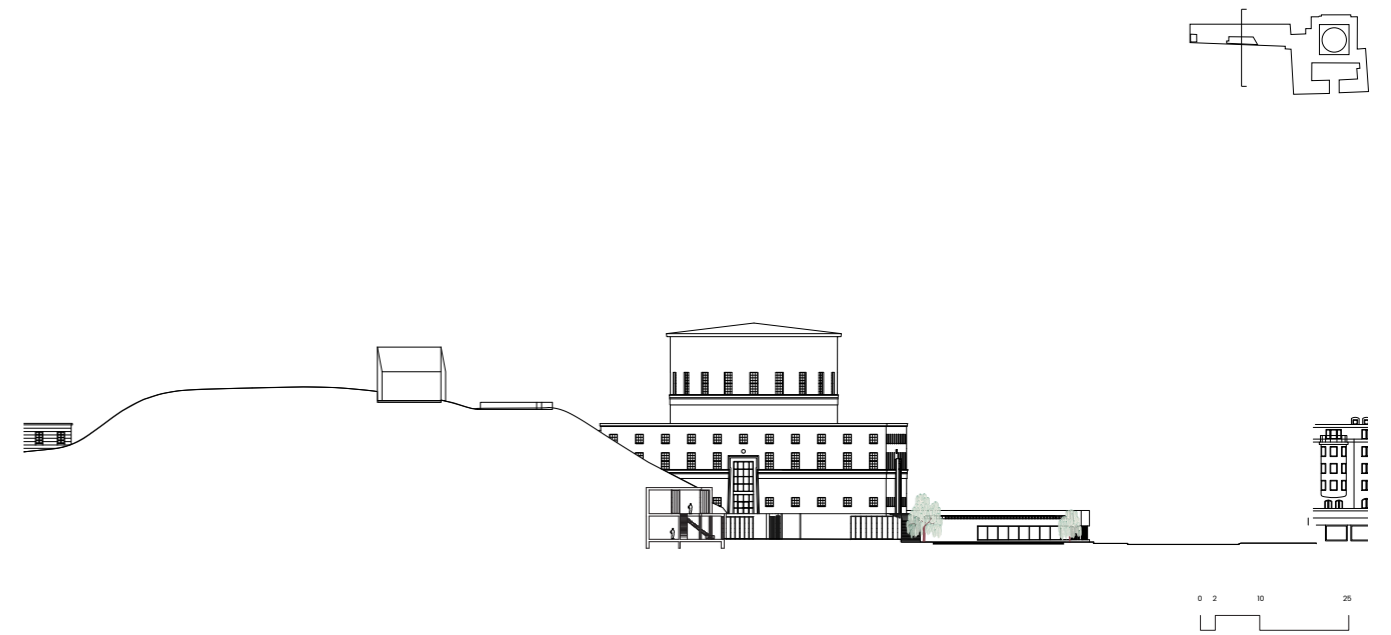


Bazaar-extension relationship

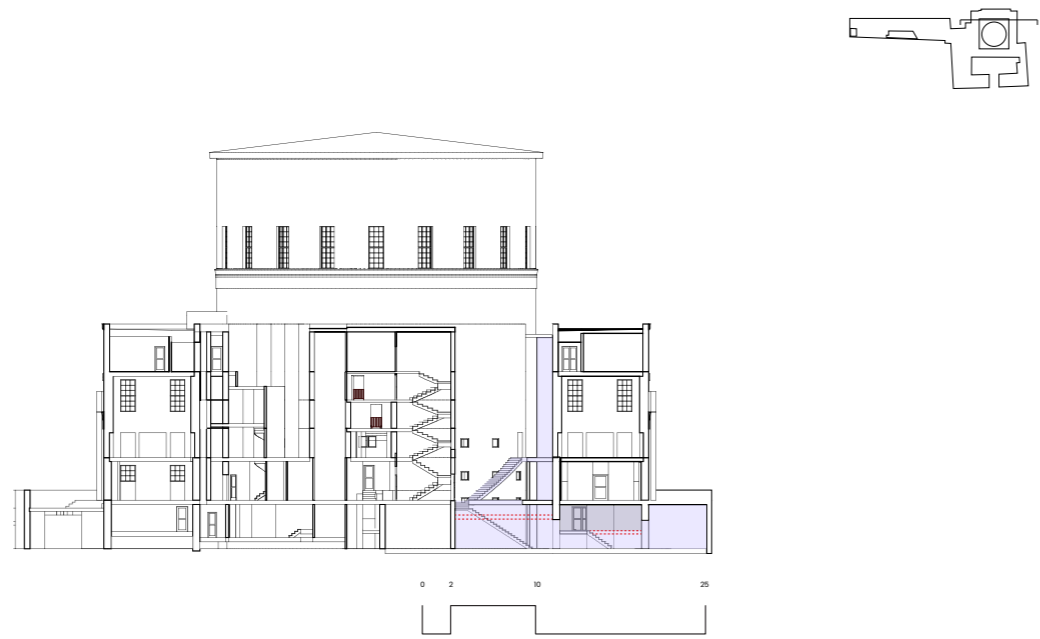


"Section through Rotunda"

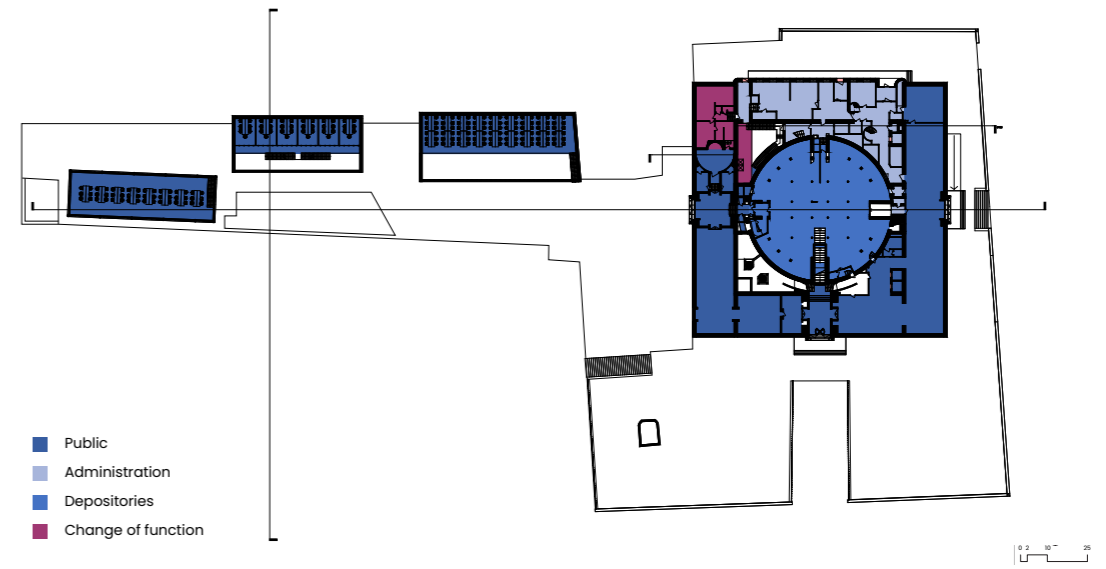
Long section through rotunda



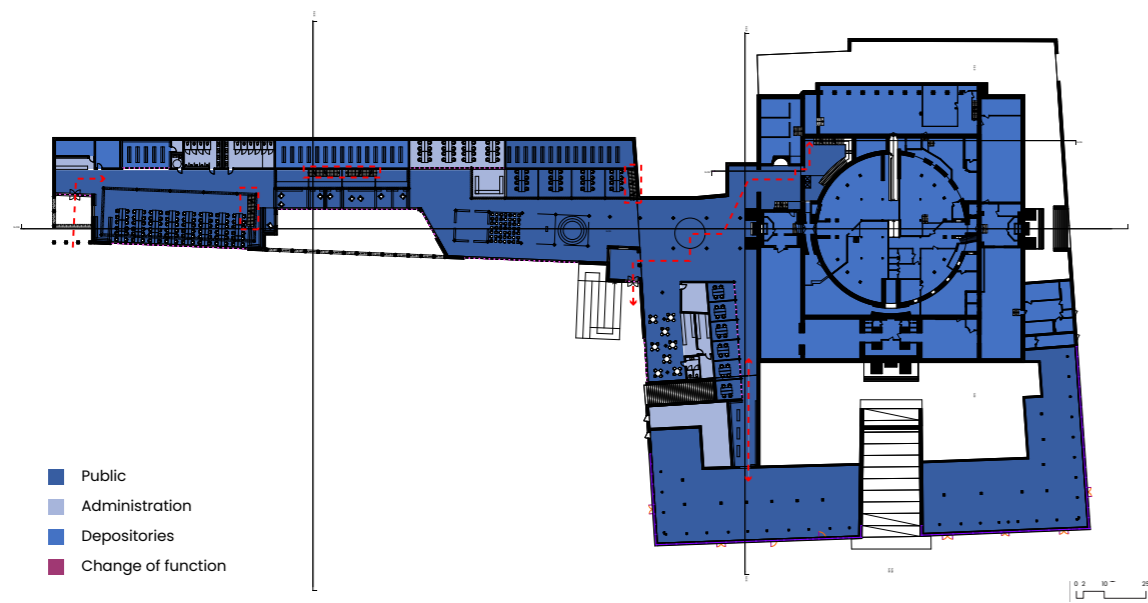
Relationship of the building, hill and the pond.



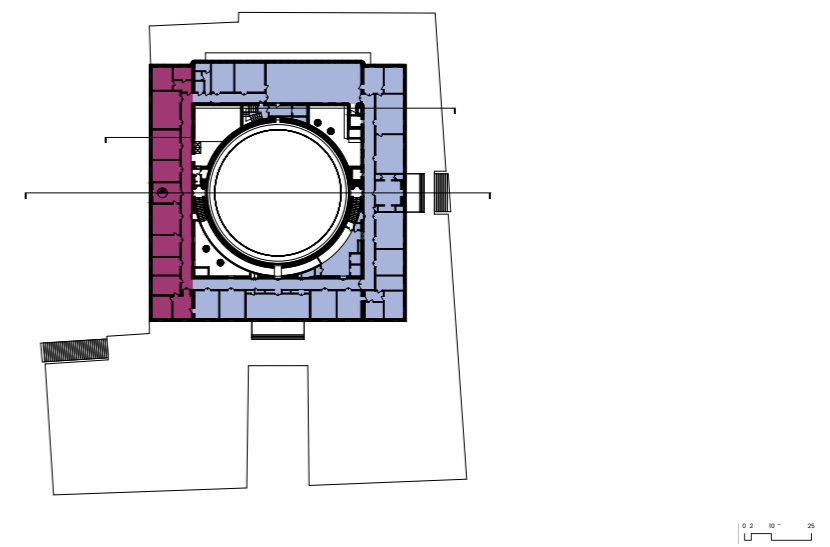
New entrance and change of levels in one of the poche



First floor

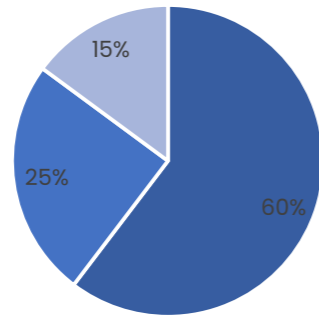


Ground floor



First glimpse

My proposal




- Administration
- Public
- Depositories

Total area = 12 000 sqm


Summary of what my proposal achieved



First glimpse



First glimpse



First glimpse

Bibliography

References:

Google Maps. (n.d.). Google Maps. Retrieved 5 December 2023, from <https://www.google.com/maps/dir//Odengatan+53,+113+50+Stockholm,+Sweden/@59.3421094,18.0554822,154m/data=!3m1!1e3!4m8!4m7!1m0!1m5!1m1!!1s0x465f9d6ee321f0e1:0x8e864eef97cee71b!2m2!1d18.0545886!2d59.3435474?entry=ttu>

Ingemar (1908-1986), G. (2021, December 2). Solbadare vid plaskdammen i Observatorielunden. Stockholmskällan. <https://stockholmskallan.stockholm.se/post/11210>

Plan de Stockholm. (n.d.). Retrieved 5 December 2023, from <https://www.oldmapsonline.org/maps/dce1074d-578a-59d0-9abb-99daf0e0d1c7/>

Sveavägen / Rådmansgatan. (n.d.). Retrieved 5 December 2023, from <https://www.bjornpatricks.com/BP2/Sveavaegen/Sveavaegen.html>

AD Classics: Beinecke Rare Book & Manuscript Library / SOM | ArchDaily. (n.d.). Retrieved 31 January 2024, from <https://www.archdaily.com/65987/ad-classics-beinecke-rare-book-and-manuscript-library-skidmore-owings-merrill>

Grandorge, D. (2010). Stockholm City Library. <https://brightspace.tudelft.nl/d21/1e/content/594289/Home>
Gunnar Asplund. (2023). In Wikipedia. https://en.wikipedia.org/w/index.php?title=Gunnar_Asplund&ol-did=1190001647

Sillars, K. (2016). Librarians reduce the impact of poverty and inequality. <https://www.cilips.org.uk/librarians-reduce-impact-poverty-inequality/>