

Turbulence modulation in thermally expanding and contracting flows

Silvestri, S.; Pecnik, R.

DOI

[10.1017/jfm.2021.726](https://doi.org/10.1017/jfm.2021.726)

Publication date

2021

Document Version

Final published version

Published in

Journal of Fluid Mechanics

Citation (APA)

Silvestri, S., & Pecnik, R. (2021). Turbulence modulation in thermally expanding and contracting flows. *Journal of Fluid Mechanics*, 926, Article A30. <https://doi.org/10.1017/jfm.2021.726>

Important note

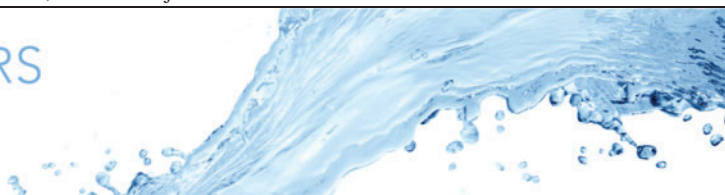
To cite this publication, please use the final published version (if applicable). Please check the document version above.

Copyright

Other than for strictly personal use, it is not permitted to download, forward or distribute the text or part of it, without the consent of the author(s) and/or copyright holder(s), unless the work is under an open content license such as Creative Commons.

Takedown policy

Please contact us and provide details if you believe this document breaches copyrights. We will remove access to the work immediately and investigate your claim.



Turbulence modulation in thermally expanding and contracting flows

S. Silvestri^{1,†} and R. Pecnik^{1,†}

¹Department of Process and Energy, Delft University of Technology, Leeghwaterstraat 28, 268268 CB Delft, The Netherlands

(Received 26 April 2021; revised 2 July 2021; accepted 11 August 2021)

We present direct numerical simulations of developing turbulent channel flows subjected to thermal expansion or contraction downstream of a heated or cooled wall. Using different constitutive relations for viscosity we analyse the response of variable property flows to streamwise acceleration/deceleration by separating the effect of streamwise acceleration/deceleration from the effect of wall-normal property variations. We demonstrate that, beyond a certain streamwise location, the flow can be considered in a state of ‘quasi-equilibrium’ regarding semilocally scaled variables. As such, we claim that the development of turbulent quantities due to streamwise acceleration/deceleration is localized to the region of impulsive heating/cooling, while changes in turbulence occurring farther downstream can be attributed solely to property variations. This finding allows us to study turbulence modulation in accelerating/decelerating flows using the semilocal scaling framework. By investigating the energy redistribution among the turbulent velocity fluctuations, we conclude that a change in bulk streamwise velocity has a non-local effect which originates from the change in mean shear and modifies the energy pathways through velocity-pressure-gradient correlations. On the other hand, the wall-normal property gradients have a local effect and act through the modification of the viscous dissipation. We show that it is possible to superimpose and compare the two different effects when using the semilocal scaling framework.

Key words: turbulent mixing, shear layer turbulence, turbulent convection

1. Introduction

Thermally expanding and contracting flows are found in many fields and engineering applications that deal with heat transfer to a fluid, such as chemical reactors, energy

† Email addresses for correspondence: s.silvestri@tudelft.nl, r.pecnik@tudelft.nl

© The Author(s), 2021. Published by Cambridge University Press. This is an Open Access article, distributed under the terms of the Creative Commons Attribution licence (<http://creativecommons.org/licenses/by/4.0/>), which permits unrestricted re-use, distribution, and reproduction in any medium, provided the original work is properly cited.

systems and propulsion systems. If a gas is heated or cooled, its density changes. In internal flows this leads to acceleration or deceleration, respectively. Consequently the flow is subjected to two different effects which differentiate them from the well-studied fully developed incompressible wall bounded flows. Firstly, the flow experiences a favourable or adverse pressure gradient that causes the bulk velocity to change along the streamwise direction. Secondly, local property variations affect turbulence by modifying momentum transfer through variable inertia effects (Lele 1994).

Accelerating and decelerating flows have been studied extensively in the context of incompressible turbulence. Extensive knowledge has been gathered mainly through the analysis of adverse and favourable pressure gradient (FPG) boundary layers. Piomelli, Balaras & Pascarelli (2000) and Piomelli & Yuan (2013) studied spatially developing accelerated boundary layers and showed that, for accelerated boundary layers, the skin friction coefficient decreases while the logarithmic layer disappears, replaced by a well-mixed region which tends to decrease turbulent production. The latter reflects the well known tendency of a flow to relaminarize if subjected to strong acceleration. They also noticed a steep increase in anisotropy in the accelerated region with v' and w' becoming almost negligible as turbulence tends to the one-dimensional limit. Bobke *et al.* (2017), on the other hand, presents a detailed account on the effects of adverse pressure gradients in boundary layers. They report a larger velocity-pressure gradient correlation in the buffer region and more energized large-scale structures when compared with corresponding zero pressure gradient boundary layers at the same friction Reynolds number. More recently, Bross, Fuchs & Käler (2019) used adverse pressure gradients to enhance the probability of reverse-flow events which are particularly rare in zero pressure gradient boundary layers.

On the other hand, most of the knowledge on turbulence modulation by variable properties in wall turbulence has been gathered in the framework of fully developed flows, such as supersonic boundary layers (Spina & Smits 1987; Pirozzoli, Bernardini & Grasso 2008; Ringuette, Wu & Martin 2008; Pirozzoli & Bernardini 2011) and turbulent channel flows (Foysi, Sarkar & Friedrich 2004; Zonta, Marchioli & Soldati 2012; Patel *et al.* 2015; Patel, Boersma & Pecnik 2016; Sciacovelli, Cinnella & Gloerfelt 2017). In his early work Morkovin (1961) reported that in a compressible flow, property fluctuations can be neglected as turbulence modulation occurs mainly due to mean property variations. Based on this hypothesis, Huang, Coleman & Bradshaw (1995) suggested a semilocal scaling to account for local property variations, which was successfully used by Trettel & Larsson (2016) and Patel *et al.* (2016) to characterize variable property turbulence. Foysi *et al.* (2004), on the other hand, showed that, while semilocal scaling can account for the variations of mean quantities, it is not well suited to study pressure fluctuations and pressure effects, as these are related to non-local interactions.

Large accelerations caused by gas heating in pipe flows has also been investigated extensively, mostly with the aim to characterize flow relaminarization and the consequent heat transfer deterioration. Early studies, including the work of Bankston (1970), McEligot, Coon & Perkins (1970) and McEligot, Coon & Perkins (1982), show the tendency of a heated flow to laminarize when subjected to large heat fluxes. The same result has been confirmed through high fidelity direct numerical simulations (DNS) in later years (Bae, Yoo & Choi 2005; Nemati *et al.* 2015). It has been shown that acceleration tends to decrease turbulent production which leads to lower turbulence intensities (Kline *et al.* 1967). Moreover, in fluids with large property variations (Bae *et al.* 2006; Nemati 2016) in vertical pipe flows, the main contributor to the laminarization is a combination of buoyant forces and variable inertia effects. The strong role of buoyancy has been confirmed by He & Seddighi (2016) who studied the laminarization of flows subjected to streamwise body forces. Although these investigations show the effect of thermal expansion, no work

has been done to reconcile the variable property effects to the streamwise acceleration effect as all the aforementioned studies focused more on the heat transfer process and the similarities between velocity and temperature profiles.

For this reason, in our study, we investigate developing cases with different properties, to assess and distinguish the influence of variable property effects and streamwise acceleration and deceleration. Buoyancy is neglected (assuming horizontal flow) to pinpoint the impact of acceleration/deceleration. Different constitutive laws for viscosity enable us to simulate different fluid responses to thermal expansion and contraction. In particular, we will make extensive use of the semilocal scaling framework, to contextualize streamwise acceleration/deceleration in variable property flows.

2. Numerical details and case descriptions

In the present work we consider flows in the low Mach number limit, such that the low Mach number approximation of the Navier–Stokes equations can be employed. With this assumption, the thermodynamic pressure is considered constant and the hydrodynamic pressure is determined from the mass conservation (Majda & Sethian 1985). As a consequence the compressibility effects associated with density changes because of pressure variations are neglected. This assumption is realistic in cases of high temperatures and atmospheric pressures gases in which the speed of sound tends to be high, such as hot water vapour or carbon dioxide. The governing equations thus read

$$\frac{\partial \rho}{\partial t} + \frac{\partial \rho u_j}{\partial x_j} = 0, \quad (2.1a)$$

$$\frac{\partial \rho u_i}{\partial x_j} + \frac{\partial \rho u_i u_j}{\partial x_j} = -\frac{\partial p}{\partial x_i} + \frac{1}{Re_0} \frac{\partial}{\partial x_j} \left[\mu \left(\frac{\partial u_i}{\partial x_j} + \frac{\partial u_j}{\partial x_i} \right) - \frac{2}{3} \mu \frac{\partial u_k}{\partial x_k} \delta_{ij} \right], \quad (2.1b)$$

$$\frac{\partial \rho H}{\partial x_j} + \frac{\partial \rho H u_j}{\partial x_j} = \frac{1}{Re_0 Pr_0} \frac{\partial}{\partial x_j} \left(\frac{\lambda}{c_p} \frac{\partial H}{\partial x_j} \right). \quad (2.1c)$$

Here ρ , \mathbf{u} and H are non-dimensional density, velocity vector and enthalpy, respectively, while t , \mathbf{x} , p , μ , λ and c_p are non-dimensional time coordinate, spatial direction vector, pressure, viscosity, thermal conductivity and specific isobaric heat capacity, respectively. The constitutive relations for the thermophysical properties (ρ , μ , λ , c_p) as functions of temperature will be detailed later. The non-dimensional variables are defined as

$$\left. \begin{aligned} t &= \frac{t^* h^*}{u_{\tau 0}^*}, & \mathbf{x} &= \frac{\mathbf{x}^*}{h^*}, & \rho &= \frac{\rho^*}{\rho_0^*}, & \mu &= \frac{\mu^*}{\mu_0^*}, & \lambda &= \frac{\lambda^*}{\lambda_0^*}, \\ \mathbf{u} &= \frac{\mathbf{u}^*}{u_{\tau 0}^*}, & c_p &= \frac{c_p^*}{c_{p0}^*}, & p &= \frac{p^*}{\rho_0^* u_{\tau 0}^{*2}}, & H &= \frac{H^* - H_0^*}{c_{p0}^* T_0^*}, \end{aligned} \right\} \quad (2.2)$$

where h^* is the half-channel height and $u_{\tau 0}^*$ is the wall friction velocity. The asterisk identifies a dimensional value, while the subscript 0 denotes inlet values. The non-dimensional parameters are defined as follows: (i) Reynolds number $Re_{\tau 0} = \rho_0^* u_{\tau 0}^* h^* / \mu_0^*$; (ii) Prandtl number $Pr_0 = c_{p0}^* \mu_0^* / \lambda_0^*$. The solution of equations (2.1a)–(2.1c) is obtained by employing a DNS code which has extensively been validated in Nemati *et al.* (2015). The Navier–Stokes equations are discretized with a fully staggered second-order central discretization scheme in space, and a second-order Adams–Bashforth scheme developed by Najm, Wyckoff & Knio (1998) in time. This particular scheme is chosen

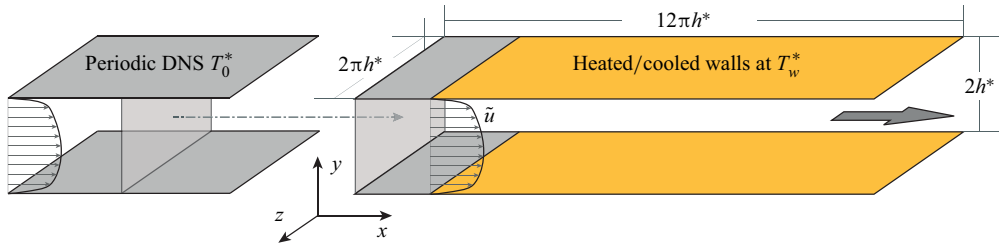


Figure 1. Schematic showing the set-up for the developing simulations. The left channel is an auxiliary isothermal periodic DNS which feeds the fully developed inlet to the developing simulation. Note that the heating/cooling of the wall in the thermally developing simulation is introduced at $x/h = 0.82$.

to tackle the instability caused by high density gradients. In addition, a Koren slope limiter is used for the convective fluxes in the enthalpy equation (2.1c). In both substeps of the Najm time discretization scheme, the Poisson equation is solved using fast Fourier transforms in the streamwise and spanwise directions and a second-order discretization in the wall-normal direction. At the outlet, a convective boundary condition is used, while at the inlet the values for velocity are prescribed from an auxiliary fully developed isothermal DNS simulation. Figure 1 shows the method adopted to obtain the inlet conditions for the thermally developing channel. The fully developed isothermal DNS has the same grid resolution (in all three directions) and time step as the thermally developing channel but one third of the length in the streamwise direction ($L_x = 4\pi h^*$). The length in the spanwise and wall-normal direction is the same for the isothermal and developing simulations. The midplane of the auxiliary isothermal simulation is fed directly and continuously to the inlet of the developing simulation. For the validation of the DNS code, the reader is referred to Nemati *et al.* (2015). The results are analysed in terms of Reynolds average and fluctuations (denoted by the symbols $\bar{\bullet}$ and \bullet' , respectively) and Favre average and fluctuations (represented by $\bar{\bullet}$ and \bullet'' , respectively).

Five cases have been simulated and are detailed in table 1. The database comprises of a mix of accelerating and decelerating cases. The accelerating cases (indicated by A) have an inlet temperature of 500 K, while the isothermal wall temperature is 1170 K. The decelerating cases (denoted by D) enter the domain at 1000 K while the isothermal walls are kept at 660 K. For all cases, density is calculated as density of water vapour at 1 bar, which is tabulated as a function of temperature using the Reference Fluid Thermodynamic and Transport Properties database (REFPROP) (Lemmon *et al.* 2018). It is worth mentioning that due to the high temperatures considered in this study, the density behaviour is practically indistinguishable from the ideal gas law. This leads to a density at the wall which is 0.42 times lower than at the inlet for the accelerating cases and 1.51 times higher than at the inlet for the decelerating cases. The thermal conductivity is also tabulated from REFPROP as a function of temperature. The constitutive law for dynamic viscosity, on the other hand, has been varied to achieve the desired conditions of interest. In particular, for the entries denoted with H₂O in table 1, the viscosity follows values for water vapour obtained by REFPROP; the simulation denoted with $C\mu$ has a constant viscosity throughout the channel, while for the cases denoted with CRe_τ^* , the viscosity is proportional to density as $\mu/\mu_0 = \sqrt{\rho/\rho_0}$ (as in Patel *et al.* (2015)) to maintain a constant semilocal Reynolds number (Re_τ^*) along the channel height. All properties tabulated from REFPROP have been discretized on a 2000 point grid in the temperature range $T = [500, 1800]$ K, and retrieved via a cubic spline interpolation procedure.

Cases	Symbols	$Re_{\tau 0}$	Re_{τ}	Pr_0	T_0^* (K)	T_w^* (K)	ρ_w^*/ρ_0^*	μ_w^*/μ_0^*	λ_w^*/λ_0^*
A-H ₂ O	---, ○	547	150	0.954	500	1170	0.42	2.55	2.78
A-C μ	⋯, △	547	315	0.954	500	1170	0.42	1.00	2.78
A-C Re_{τ}^*	—, △	547	430	0.954	500	1170	0.42	0.65	2.78
D-H ₂ O	- - -, □	547	1040	0.887	1000	660	1.51	0.65	0.62
D-C Re_{τ}^*	—, ▽	547	585	0.887	1000	660	1.51	1.23	0.62

Table 1. Simulated cases. A stands for accelerating (heated) and D stands for decelerating (cooled). The acronym after the hyphen indicates the constitutive relation of viscosity as function of temperature. Symbols for the different cases will be consistent in all plots and further sections (note that the black dashed–dotted line represents the isothermal DNS at $Re_{\tau} = 547$).

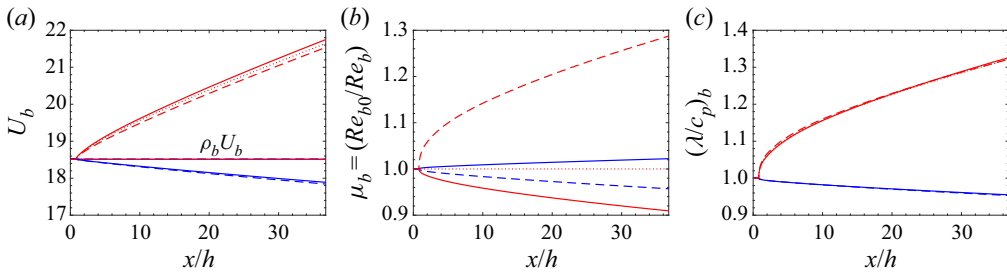


Figure 2. Streamwise evolution of bulk quantities: (a) velocity; (b) viscosity; (c) thermal conductivity. The dashed red line is for case A-H₂O, the dotted red line for case A-C μ , the solid red line for case A-C Re_{τ}^* , the dashed blue line for case D-H₂O and the solid blue line for case D-C Re_{τ}^* .

The evolution of bulk quantities in the streamwise direction is shown in figure 2. Bulk velocity increases for the heated cases and decreases for cooled cases. Note that ρ_b and T_b are not shown ($\rho_b = U_{b0}U_b^{-1}$ and $T_b \sim \rho_b^{-1}$). The evolution of bulk viscosity is inversely proportional to the bulk Reynolds number Re_b .

Figure 3 presents the evolution of non-dimensional parameters Re_{τ} and Pr_w . In terms of friction Reynolds number (Re_{τ}) it is possible to notice a steep gradient across the thermal boundary condition step change. In particular, Re_{τ} decreases for the heated cases and increases for the cooled cases. While for the realistic cases (A-H₂O and D-H₂O) Re_{τ} follows the same trend of Re_b , for cases A-C Re_{τ}^* and D-C Re_{τ}^* , Re_{τ} is inversely proportional to Re_b . The cases with H₂O-like varying viscosity exhibit the largest difference, with Re_{τ} reaching a value of around 150 for A-H₂O and 1040 for D-H₂O. The cases with viscosity varying as $\sqrt{\rho}$ have a more moderate Reynolds number change, as this is modified only by a change in wall shear stress, resulting in an outlet Re_{τ} equal to 430 and 585 for A-C Re_{τ}^* and D-C Re_{τ}^* , respectively. Finally, the heated case with constant viscosity experiences a mild decrease of Re_{τ} upon heating from the walls, reaching a final value of around 315. Figure 3 is complemented with the semilocal Reynolds number Re_{τ}^* at the outlet, defined as $Re_{\tau}^* = \bar{\rho}u_{\tau}^*h/\bar{\mu}$, where $u_{\tau}^* = \sqrt{\tau_w/\bar{\rho}}$ is the semilocal friction velocity and τ_w is the wall shear stress. This parameter has proved to be good at describing the influence of variable property flows in fully developed variable property turbulence (i.e. with no streamwise evolution) (Patel *et al.* 2015, 2016).

Finally, figure 3(c) shows the Prandtl number based on wall values. The changes in Prandtl number follow an opposite trend with respect to Re_{τ} . The largest change is

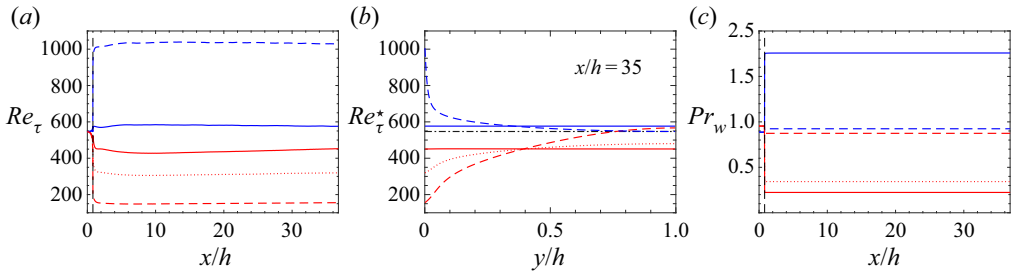


Figure 3. (a) Streamwise evolution of friction Reynolds number Re_τ . (b) Semilocal Reynolds number plotted against wall-normal coordinate at the channel outlet. (c) Streamwise evolution of wall Prandtl number Pr_w . Lines as in figure 2. The vertical dashed line in panels (a,c) indicates the streamwise location of the step change in thermal boundary conditions, from adiabatic to the prescribed wall temperature ($x/h = 0.82$). In panel (b), the black dashed–dotted line shows the inlet value.

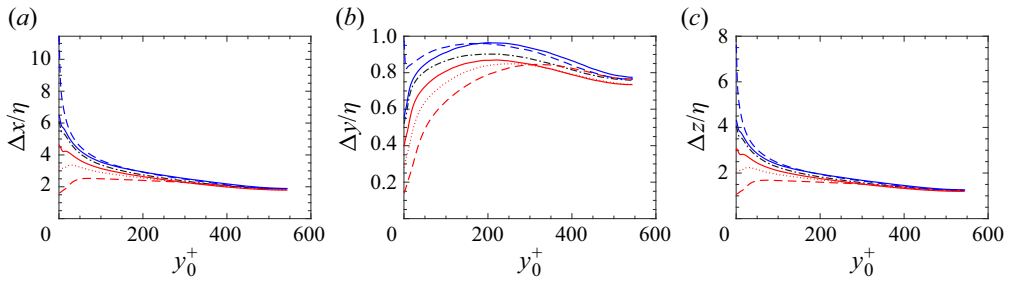


Figure 4. Grid resolution normalized by Kolmogorov length scales as a function of y_0^+ at the inlet (dashed–dotted line) and at the end of the channel ($x/h = 35$).

experienced by cases with viscosity varying as $\sqrt{\rho}$. For the cases A-H₂O and D-H₂O, the changes in viscosity and thermal conductivity balance each other causing the Prandtl number to hardly change with streamwise position.

In terms of the computational grid, the mesh employed is the same for all the simulations and comprises of $2304 \times 408 \times 576$ grid points in the streamwise, wall-normal and spanwise directions, for a box size of $12\pi \times 2 \times 2\pi$. The grid resolution is shown, normalized by the Kolmogorov length scales, in figure 4.

3. Streamwise evolution of velocity

Figure 5 shows the averaged streamwise velocity profiles at different streamwise locations ($x/h = 1.2, 7.5, 15$ and 35) plotted against the inlet y^+ coordinate. While the changes in the viscous sublayer occur extremely rapidly after the location where the heating or cooling begins, the log layer continues evolving in the streamwise direction for all the cases. If the changes in the velocity profiles are solely a product of variable property turbulence, it is possible to re-plot u in terms of the semilocal coordinate $y^* = yRe_\tau^*/h$, by using a transformation developed by Patel *et al.* (2015),

$$\bar{u}^*(y^*) = \int_0^{y^*} \frac{\bar{\tau}_{xy}}{\tau_w} dy^*, \quad (3.1)$$

where $\bar{\tau}_{xy}$ is the mean tangential viscous shear stress and τ_w is the wall shear stress. Patel *et al.* (2015) and Trettel & Larsson (2016) showed that, if the Morkovin hypothesis

Turbulent modulation in thermally expanding and contracting flows

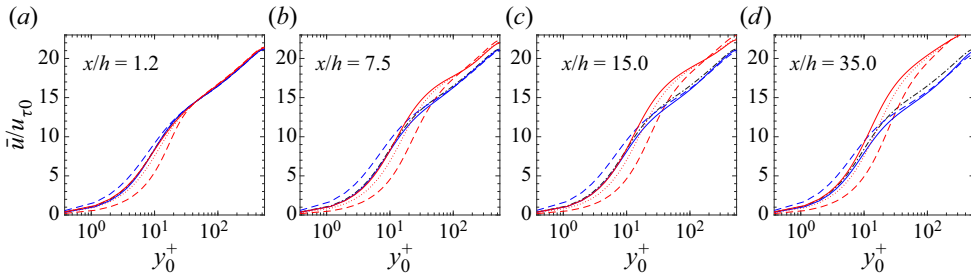


Figure 5. Streamwise velocity normalized by inlet friction velocity along the inlet y^+ at different streamwise locations. Lines as in figure 3. The black dashed–dotted line shows the isothermal inlet.

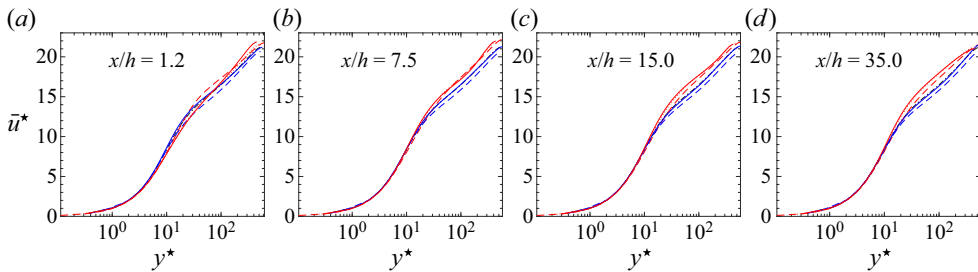


Figure 6. semilocal transformed streamwise velocity along y^* at different streamwise locations. Lines as in figure 3. The black dashed–dotted line shows the isothermal inlet.

is satisfied, in fully developed channel flows this transformation yields a universal velocity profile, collapsing velocity profiles for flows characterized by different property variations. This is akin to claiming that viscous shear stress, in fully developed turbulent channel flows, scales with local mean properties. By using \bar{u}^* we can identify the effects of thermal expansion and contraction and isolate them from the influence of fully developed or ‘equilibrium’ property gradients effects. By equilibrium property gradients effects we denote the compressibility effects which are caused by average property gradients in the wall-normal direction only (Foyso *et al.* 2004; Zonta *et al.* 2012; Pei *et al.* 2013; Patel *et al.* 2015, 2016).

Figure 6 shows the \bar{u}^* profiles at the same streamwise location as in figure 5. Three observations can be made. First, the excellent collapse obtained in the viscous sublayer ($y^* < 10$) suggests that the differences found in the viscous-dominated region of the \bar{u} profile are mainly a consequence of local averaged properties. Second, the buffer and log-law region exhibit various differences between the cases. Contrarily to the viscous sublayer, this hints at a modulation of turbulent structures due to predominantly non-local effects. In general, heated cases (red) show a higher log-law constant than the fully developed inlet profile, while case D-H₂O has a lower log-law constant. Case D-CRe_τ^{*} does not deviate from the isothermal inlet throughout the whole extent of the developing domain. It is worth mentioning that, due to the chosen boundary conditions, the magnitude of the deceleration in the cooled cases is much lower than the acceleration felt by the heated cases (see figure 2). Finally, the deviation for cases A-Cμ and A-CRe_τ^{*} (beyond a certain streamwise location) is somewhat larger than for case A-H₂O. The same can be concluded about D-H₂O when compared with D-CRe_τ^{*}.

Figure 7 shows a comparison of velocity profiles at different streamwise locations. Figure 7(a–d) shows the un-scaled velocity profile, while figure 7(e–h) shows the velocity

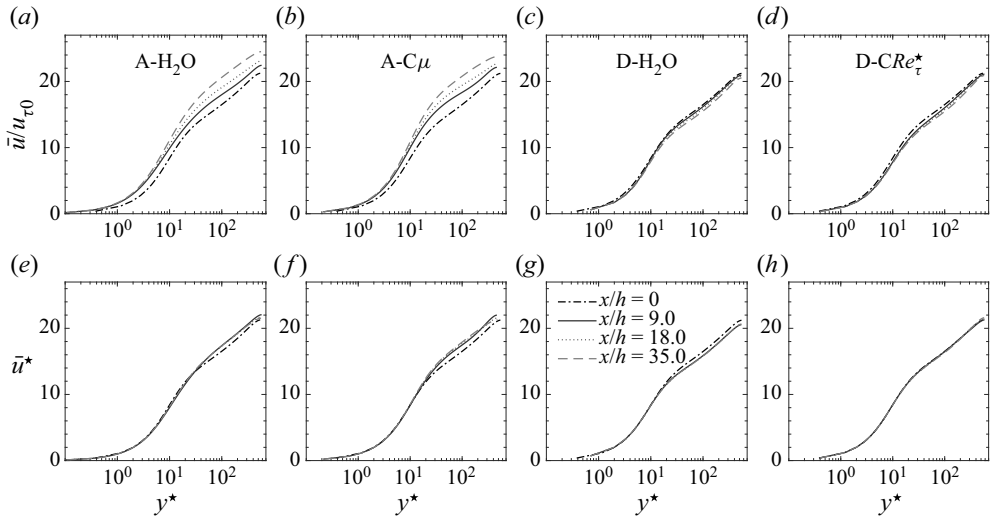


Figure 7. Velocity profiles for the different cases at various streamwise locations plotted against the wall-normal semilocal coordinate. (a–d) Average streamwise velocity scaled by inlet friction velocity. (e–h) Extended van Driest transformation, (3.1). Panels (a,e), (b,f), (c,g), (d,h) are case A-H₂O, case A-Cμ, case D-H₂O, case D-CRe_τ^{*}, respectively.

transformed according to (3.1). It is possible to notice that, while the Reynolds averaged velocity profiles evolve continuously moving downstream (i.e. increases for accelerating cases and decreases for decelerating), \bar{u}^* collapses reasonably above $x/h > 9$. This suggests that the spatial evolution of the velocity profiles, beyond a certain streamwise location, can be accounted for by local effects only, e.g. characterized by Re_{τ}^* . As such, the channels can be considered ‘quasi-homogeneous’ or in ‘near-equilibrium’ as per the definition of Townsend (1976) that ‘the mean flow is independent of the streamwise position x ’. This, on the other hand, is valid only for a transformed velocity plotted using the semilocal coordinate y^* . It is possible to conclude that semilocal scaling is the correct tool to analyse turbulent modulation in a variable property flow subjected to streamwise acceleration as it intrinsically accounts for effects of local property variations. On the other hand, since these cases all differ in terms of \bar{u}^* , it is clear that the turbulent state of each individual case is influenced by acceleration and deceleration through a non-local interaction. It is worth mentioning that local properties also affect the acceleration/deceleration modulation as, although U_b is very similar among cases with similar boundary conditions, profiles of \bar{u}^* still present noticeable differences (see figure 6).

4. Evolution of streamwise stress balance

In the presence of a streamwise acceleration/deceleration, the stress balance equation (wall-normal integrated streamwise momentum equation) reads

$$C_u + \overline{\rho u''v''} - \bar{\tau}_{xy} + \tau_w = - \int_0^y \frac{\partial \bar{p}}{\partial x} dy - \underbrace{\int_0^y \frac{\partial}{\partial x} (\overline{\rho u''^2}) dy}_{\text{negligible}} + \int_0^y \frac{\partial \bar{\tau}_{xx}}{\partial x} dy. \quad (4.1)$$

Turbulent modulation in thermally expanding and contracting flows

Here, C_u are the advective terms arising from the streamwise evolution of the flow

$$C_u = \overline{\rho u \tilde{v}} + \int_0^y \frac{\partial \overline{\rho u \tilde{u}}}{\partial x} dy, \quad (4.2)$$

while τ_w is the wall shear stress. The last two terms on the right-hand side of (4.1) have been neglected. Due to the advection of mean streamwise momentum, the pressure term is balanced also by the bulk streamwise advection

$$\underbrace{\int_0^h \frac{\partial \overline{\rho u \tilde{u}}}{\partial x} dy}_{C_{ub}} + \tau_w = - \int_0^h \frac{\partial \bar{p}}{\partial x} dy = -(\partial_x \bar{p})_b, \quad (4.3)$$

where $(\partial_x \bar{p})_b$ is the bulk pressure gradient. The streamwise flow evolution past a certain streamwise location is slow enough to assume a constant streamwise pressure gradient in the wall-normal direction. Therefore, the stress balance for accelerating/decelerating flows can be written as

$$-C_u - \overline{\rho u'' v''} + \bar{\tau}_{xy} = \tau_w - (\tau_w + C_{ub}) \frac{y}{h}. \quad (4.4)$$

The bulk advection C_{ub} is connected to the bulk velocity through $C_{ub} \approx (\rho_b U_b h) d_x U_b$ (Bae *et al.* 2005) and is, therefore, positive for accelerating flows (leading to a reduced total stress) and negative for decelerating flows, which will experience a larger tangential force. Using a standard normalization, we finally state that

$$-\frac{C_u}{\tau_w} - \frac{\overline{\rho u'' v''}}{\tau_w} + \frac{\bar{\tau}_{xy}}{\tau_w} = 1 - \left(1 + \frac{C_{ub}}{\tau_w}\right) \frac{y}{h}. \quad (4.5)$$

The evolution of C_{ub} and τ_w is shown in figure 8 along with the bulk pressure gradient $-(\partial \bar{p})_b / \tau_w = 1 + C_{ub} / \tau_w$ and the skin friction coefficient $c_f = \tau_w / (0.5 \rho_b U_b^2)$. While the bulk advection is similar in all heated cases, the scaled advection C_{ub} / τ_w differs due to the different value of wall shear stress. The latter is mostly influenced by wall viscosity (larger than 1 for cases with $\mu_w > \mu_0$ and lower than 1 in the others), but also by the change in bulk velocity. In terms of the streamwise evolution, we can distinguish three different regions based on the gradient of τ_w : (i) the short inlet region ($x/h < 0.82$), (ii) an advection dominated region in which the viscous sublayer adapts to the changes in wall properties ($0.8 < x/h \lesssim 9$), (iii) the region in which the velocity profile adapts to the changes in bulk velocity ($\tau_w \sim U_b$ at $x/h \gtrsim 9$) corresponding to $d_x \tau_w > 0$ for heated cases and $d_x \tau_w < 0$ for cooled cases. Region (iii) coincides with the region in which \tilde{u}^* does not change noticeably and the skin friction coefficient (figure 8) remains roughly constant. Following these observations, we assume that turbulent structures change abruptly in region (ii) and adapt very slowly to equilibrium in region (iii). As seen in figure 8 and proven in the following sections, the ‘return to equilibrium’ in region (iii) is slow such that turbulence structures can be considered self-similar (if semilocally scaled) throughout the whole second half of the channel. For this reason, this region is well suited to analyse the turbulence modulation following a thermal expansion or contraction.

Patel *et al.* (2016) shows that the effects of an increasing semilocal Reynolds number can be compared to an adverse pressure gradient flow, while for a decreasing Reynolds number, the effects are similar to a flow with a FPG. It is possible, therefore, to assume that for cases A-H₂O and D-H₂O, the property gradients counteract the change in bulk velocity. Indeed, for the accelerating cases, the effects of thermal expansion seem to be mitigated in A-H₂O compared with A-CRe_τ^{*} as the profile of \tilde{u}^* shows a better collapse. On the other hand, the

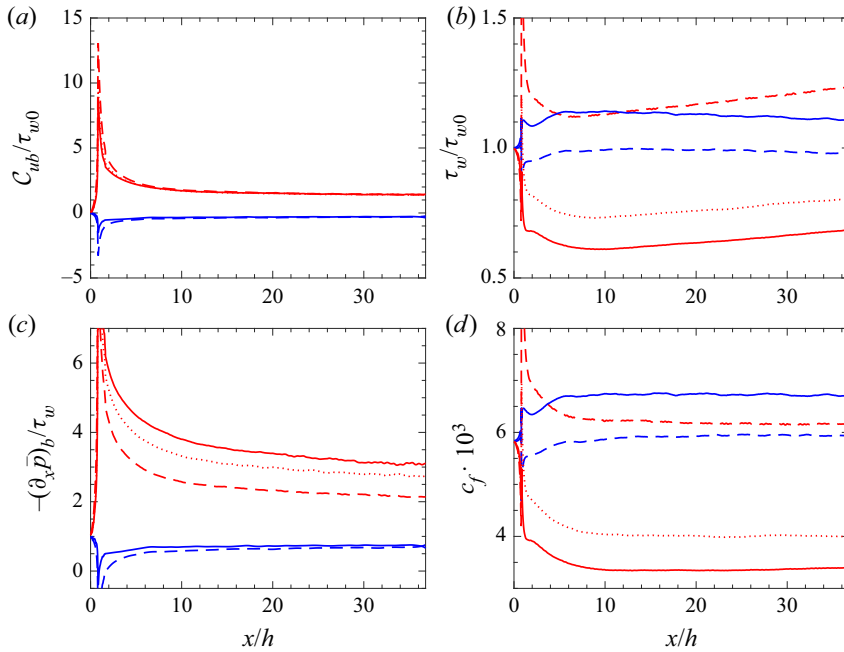


Figure 8. Streamwise evolution of stress components: (a) bulk advection; (b) wall shear stress; (c) bulk advection scaled by wall shear stress; (d) skin friction coefficient. Lines as in table 1.

opposite occurs for $D-CRe_\tau^*$ and $D-H_2O$. Indeed, $D-CRe_\tau^*$ does not deviate from the inlet profile, while $D-H_2O$ shows a reduction in log-law constant. Following this observation it is possible to conjecture that the effects of streamwise acceleration/deceleration are not necessarily mitigated by local property variation which should produce opposite effects. The effect of streamwise acceleration/deceleration on semilocally scaled quantities are quantified by the bulk advection term normalized by τ_w which can be approximated with $C_{ub}/\tau_w \sim (U_{b0}/\tau_w)dxU_b$. This term directly depends on wall viscosity and on the streamwise derivative of bulk density (average density integrated over the channel height) and, as such, is more susceptible to changes in wall viscosity than in local density changes.

5. Advection dominated region

As indicated in figure 7, region (ii) (immediately after the thermal boundary condition step change) is responsible for the largest modification of the scaled mean shear stress which then persists in region (iii) as a ‘quasi-equilibrium’ state. Therefore, this section shows the impact of the advection dominated region, within $0 < y/h < 0.2$ and $0 < x/h < 8$, which then characterizes turbulence farther downstream.

Figure 9 shows contours of Favre averaged streamwise velocity for the heated cases. As the flow experiences a sudden change in density, a high pressure zone is created around $x/h = 0.82$ which pushes the mean flow upwards. This high pressure zone is immediately followed by an acceleration in the streamwise direction caused by mass conservation. In the upward flowing region, due to continuity, the increase in wall-normal velocity is balanced by a brief contraction in the streamwise direction. The average flow is represented by the streamlines which follow the path outlined by \tilde{u} and \tilde{v} that define regions of constant mass flux (Lele 1994). The streamwise acceleration, on the other hand, is shown by the

Turbulent modulation in thermally expanding and contracting flows

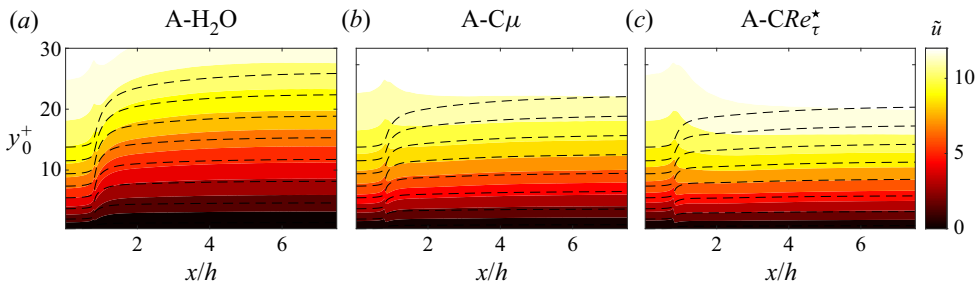


Figure 9. Favre averaged streamwise velocity for the heated cases. The black dashed lines are streamlines following \bar{u} and \bar{v} .

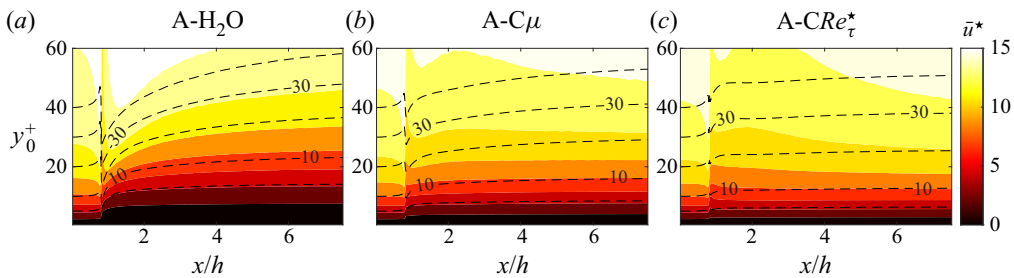


Figure 10. Streamwise transformed velocity for the heated cases. The black dashed lines show constant y^* lines.

contour of \bar{u} . The role of viscosity is immediately evident by comparing the different cases. For A-H₂O, the sudden increase in viscosity acts as an additional diffusion mechanism, allowing the streamwise velocity to adapt to the sudden flow dilation. As such, the effect of acceleration is damped and equilibrium is reached earlier. In the other two cases the flow, which follows roughly the same streamline pattern as A-H₂O, is pushed into regions of much higher velocity. In particular, for case A-C Re_τ^* , the reduction in local viscosity near the wall exacerbates the acceleration effects. This can be connected to the sudden jump in τ_w across $x/h = 0.82$ (see figure 8) and results in an increase of strain rate $\partial_y \bar{u}$ near the wall complemented by a larger drop at $y_0^+ > 15$ for A-C Re_τ^* compared with A-H₂O. For this reason, we expect to notice a larger impact of thermal expansion on A-C Re_τ^* when compared with A-H₂O. An additional insight into the effect of variable properties on accelerating flows can be gained by looking at the evolution of \bar{u}^* . Figure 10 shows contours of \bar{u}^* complemented by lines at constant y^* . For all three cases y^* stretches towards the centre of the channel due to decrease in Re_τ^* . While this occurs mainly due to changes in properties in case A-H₂O, for case A-C μ and A-C Re_τ^* it is a consequence of the change in u_τ . It is possible to notice how for case A-H₂O, the evolution of \bar{u}^* aligns with the semilocal coordinate y^* , while for the other two cases the evolution of the two quantities follow a distinct path. This proves that for a sudden acceleration, the response of a variable property fluid is connected mostly to the change in viscosity, and not the change in Re_τ^* . This is confirmed by looking at the cooled flows.

Figure 11 shows contours of \bar{u}^* and lines at constant y^* for the decelerating cases. Here, case D-H₂O has a sudden decrease in viscosity which occurs simultaneously with the thermal contraction. The opposite takes place for case D-C Re_τ^* . The latter is able, therefore, thanks to a localized increase in viscosity, to quickly recover from the impulsive

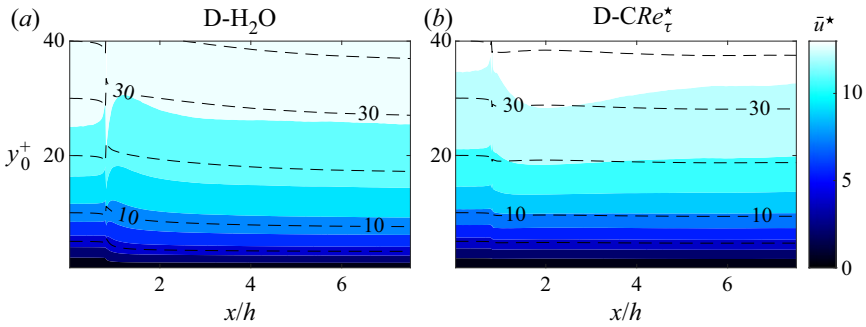


Figure 11. Streamwise transformed velocity for the cooled cases. The black dashed lines show constant y^* lines.

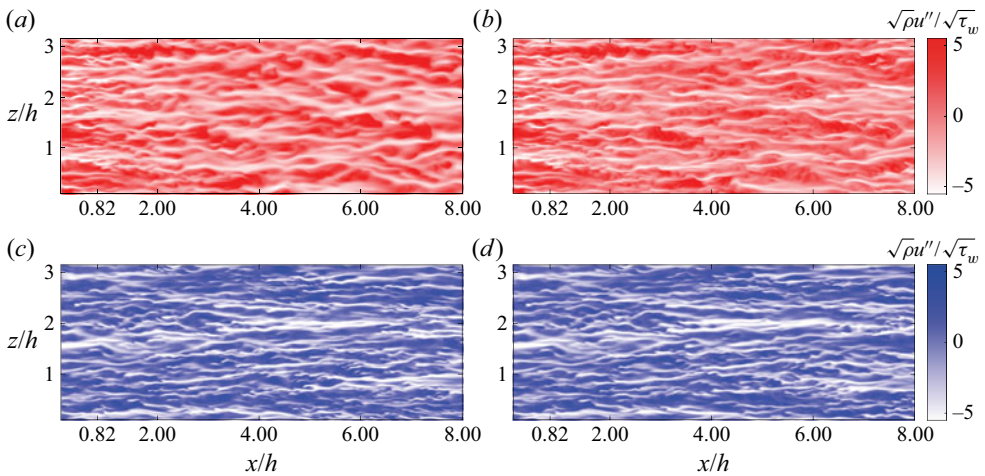


Figure 12. semilocal scaled velocity fluctuations; $y_0^+ = 15$. Heated cases: (a) A-H₂O and (b) A-CRe _{τ} ^{*}. Cooled cases: (c) D-H₂O and (d) D-CRe _{τ} ^{*}.

deceleration zone (i.e. a sudden increase in τ_w counteracts the appearance of the additional bulk advection term). Now D-H₂O, with a localized decrease in viscosity, is more affected by the disrupting change in boundary conditions. Despite this displacement effect, it is interesting to notice how the evolution of \bar{u}^* for case D-H₂O follows more closely the lines of constant y^* compared with case D-CRe _{τ} ^{*}.

Figure 12 shows contours of scaled streamwise velocity fluctuations in the advection dominated region of the developing channel. Heated cases A-H₂O and A-CRe _{τ} ^{*} are shown in red in (a) and (b), while cooled cases D-H₂O and D-CRe _{τ} ^{*} are shown in blue in (c) and (d), respectively. The snapshots all taken at the same instant such that the inflow is the same. The y location differs slightly for all the plots as it is kept such to have $y^+ = 15$ at $x/h = 0$ and then follows the streamline defined by \tilde{u} and \tilde{v} . The comparison between A-H₂O and A-CRe _{τ} ^{*} shows clearly the diffusive effect of a larger viscosity, which tends to enlarge temperature structures. The same can be noticed by comparing D-CRe _{τ} ^{*} with D-H₂O. In addition, A-CRe _{τ} ^{*} shows a larger anisotropy compared with A-H₂O and conversely, the same can be noticed when comparing D-H₂O with D-CRe _{τ} ^{*}. In the heated cases this detail is mostly visible in larger, high-momentum patches which, around $x/h \approx 6$, tend to decrease in intensity for case A-CRe _{τ} ^{*}. Low-momentum streaks, on the

other hand, decrease much more in intensity for case A-H₂O, showing a marked signature of viscous diffusion.

We can conclude that, due to the local change in viscosity upon heating/cooling from the wall, we expect a larger impact of streamwise acceleration on A-CRe_τ^{*} (and A-Cμ) over A-H₂O, deceleration on D-H₂O over D-CRe_τ^{*}. This impact is reflected in the parameter C_{ub}/τ_w and can be studied by using semilocally scaled quantities. In the following sections we will investigate the effects of streamwise acceleration/deceleration on turbulent quantities, while contextualizing these effects in a variable property turbulence framework. Thanks to the specific boundary conditions chosen, leading to the slow streamwise evolution in region (iii), we study turbulence modulation in this region using semilocally scaled quantities as the cases are ‘self-similar’ in terms of semilocally scaled shear stress.

6. Turbulence modulation

To assess the direct impact of the advection C_u on turbulent statistics, we analyse the normalized shear stress and turbulent stress, defined as

$$\Delta\mathcal{T} = \frac{\bar{\tau}_{xy}}{\tau_w} - \left(\frac{\bar{\tau}_{xy}}{\tau_w} \right)_{x/h=0}, \quad \Delta\mathcal{R} = \left(\frac{\overline{\rho u'' v''}}{\tau_w} \right)_{x/h=0} - \frac{\overline{\rho u'' v''}}{\tau_w}, \quad (6.1a,b)$$

where ΔT and ΔR represent the difference in viscous and turbulent shear stress between a streamwise location x/h and the isothermal inlet. Figure 13 shows the profiles of ΔT and ΔR at x/h = 35. The symbols in the right figure show profiles of difference in Reynolds stress assuming C_u is negligible,

$$\Delta\mathcal{R}^{eq} \equiv \Delta\mathcal{T} + \frac{C_{ub} y}{\tau_w h}. \quad (6.2)$$

It is possible to notice in figure 13(b) that for y^{*} ≲ 30 ΔR ≈ ΔR^{eq}, proving that the change in viscous shear stress is balanced entirely by the change in turbulent stress (as ΔT ≈ 0 for y^{*} ≳ 50) which is induced by a different pressure gradient (C_{ub}/τ_w). In general, it is possible to state that, the shear stress increases (decreases) at the expense of the turbulent stress in accelerated (decelerated) flows, as already reported by Kline *et al.* (1967) and Bushnell & McGinley (1989). Following this observation, and what was stated in the previous section, we can study turbulence modulation following streamwise acceleration/deceleration devoid of any direct advection effects.

Figure 14 shows the profiles of semilocally scaled turbulent stresses plotted using the y^{*} coordinate. As for the velocity profile, the scaled streamwise fluctuations adjust very quickly within the buffer layer (y^{*} < 30). On the other hand, the outer layer continues evolving to the change in bulk velocity. Three important observations can be made. (i) Cooled cases show features of a higher Reynolds number case (inflection point around y^{*} = 100) while accelerated cases present a localized decrease of u'' in the outer layer, typical of a lower Reynolds number. This is expected given the evolution of Reynolds number in figure 3. (ii) The peak of u'' for case A-H₂O is significantly lower when compared with the other cases for which the collapse is somewhat acceptable. This can be attributed to the rapid decrease of Reynolds number to almost laminarizing values (Re_τ ≈ 150). (iii) In the viscous sublayer (y^{*} ≤ 10) the accelerated cases have lower u'' than the isothermal inlet, while D-H₂O has higher values. Moreover, spanwise and wall-normal fluctuation levels are much more affected by thermal

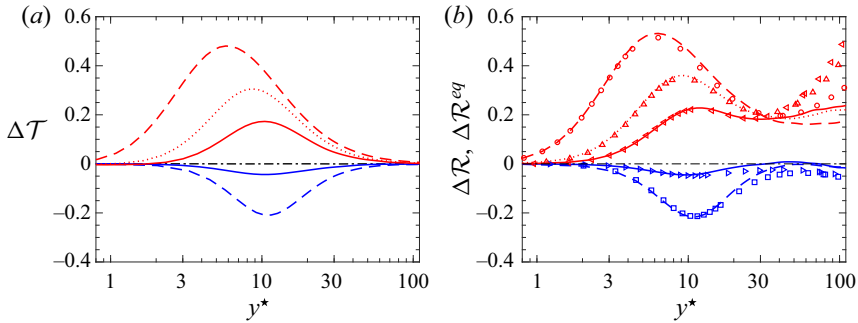


Figure 13. Difference in viscous ($\Delta\mathcal{T}$) and turbulent ($\Delta\mathcal{R}$) shear stress at $x/h = 35$. Symbols in panel (b) show profiles of turbulent shear stress assuming negligible advection (i.e. $C_u = 0$) ($\Delta\mathcal{R}^{eq}$).

development than streamwise fluctuation levels. Here v'' and w'' are greatly reduced for the heated cases and mildly increased for the cooled cases. Since this is consistent, despite the different constitutive laws for viscosity, it suggests that velocity fluctuations might scale with velocities typical of the outer layer instead of scaling with friction velocity.

As already stated in the previous section, the deviation of \bar{u}^* suggests that the turbulence modulation is not only a product of local quantities but depends on non-local effects arising from the buffer layer and log-law region. Figure 15 shows profiles of streamwise and wall-normal velocity fluctuations normalized by a mixed velocity scale $u_m \equiv (u_\tau^* U_b)^{0.5}$, which accounts for outer-layer scaling. If normalized by the mixed velocity scale, streamwise fluctuation collapses perfectly in the viscous dominated region, with an overall improved agreement in the buffer layer. The same improvement is not immediately observed in the wall-normal component which still shows a large signature of streamwise acceleration/deceleration. On the other hand, the relative differences of the wall-normal velocity fluctuations, using this normalization, seem to be directly proportional to the deviations of streamwise fluctuations at larger y^* . Indeed it is quite straightforward to relate the change of v'' between $10 < y^* < 300$ to differences in the streamwise component between $30 < y^* < 500$. This observation, in connection with the collapse of streamwise fluctuations in the viscous layer suggests that the effects of streamwise acceleration/deceleration are mostly felt by the wall-normal stress through the modulation of larger structures in the buffer and log-law region.

Figure 16 shows the averaged quadrants of Reynolds shear stress at $x/h = 35$. The impact of Q1 and Q3 is not discussed as these quadrants affect only marginally the Reynolds shear stress. As described by Patel *et al.* (2016), variable properties mostly affect low-speed streaks (ejections) as these are strengthened with a decreased lift for a positive Re_τ^* gradient and *vice versa* for negative Re_τ^* gradient. Nonetheless, a general reduction in ejection intensity is visible for all the heated cases. The profiles of sweep strength (Q4) collapse quite consistently for the same $d_x U_b$ for $y^* > 10$ substantiating that variable properties impact more heavily the rising low-momentum structures, while sweeps are mostly affected by a change in bulk velocity. Nonetheless, the signature of acceleration/deceleration is largely visible in both ejection and sweep profiles, corresponding to a large decrease in the heated cases and a slight increase in the cooled cases. The larger impact of acceleration on sweep events might explain why the u'' scale better with mixed velocity scales, as sweeps are the most important mechanism of transfer of high-momentum outer-layer fluid towards the inner layer. Figure 17 shows the

Turbulent modulation in thermally expanding and contracting flows

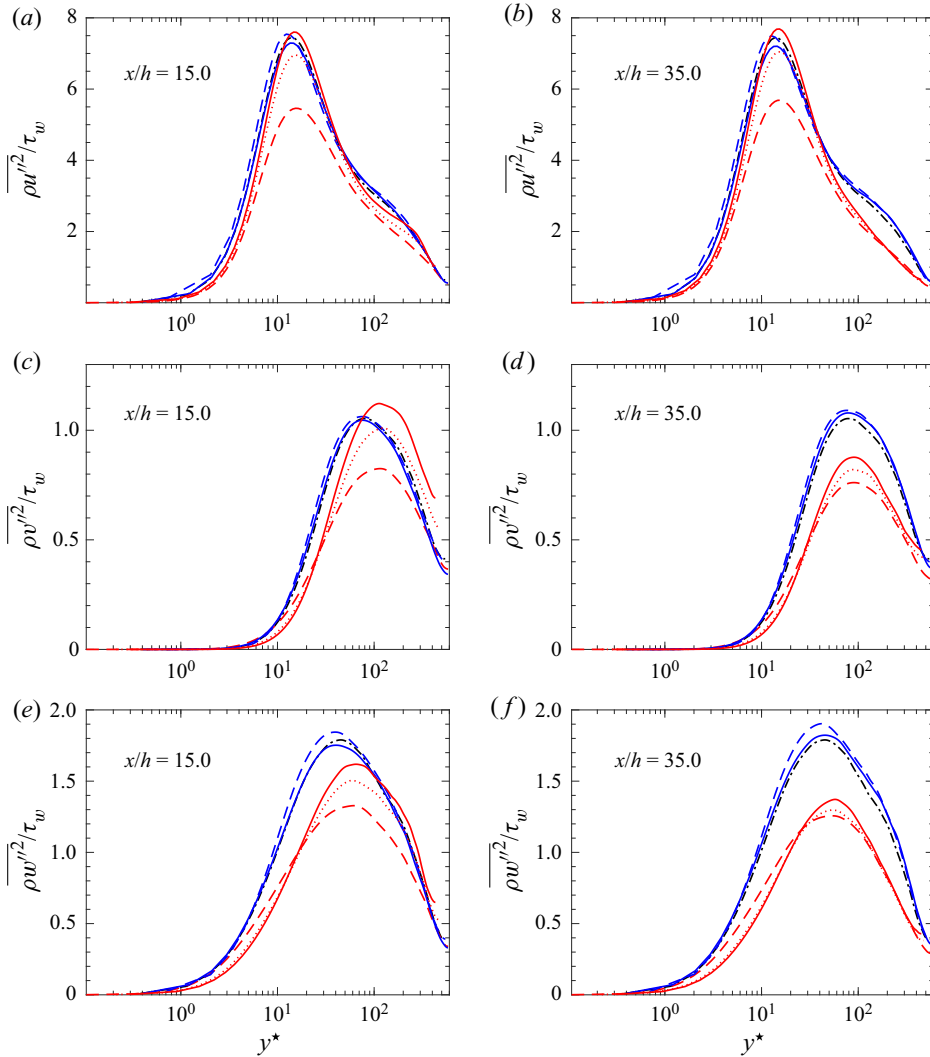


Figure 14. Reynolds stress scaled with wall shear stress at $x/h = 15$ (a,c,e) and $x/h = 35$ (b,d,f). (a,b) Streamwise component; (c,d) wall-normal component; (e,f) spanwise component.

share of turbulent momentum transfer associated with positive and negative streamwise fluctuations at the centre and the end of the channel. It is clear that high-momentum streaks are more affected by streamwise acceleration/deceleration. In particular, in the buffer and log-law region ($10 < y^* < 100$), streamwise acceleration strongly decouples streamwise and wall-normal fluctuations, while streamwise deceleration has an opposite effect. This can be interpreted as a ‘straightening’ and ‘tilting’ of the high-speed streaks, that have a lower (higher) tendency of moving towards the walls. The same ‘straightening/tilting’ effect is felt on the low-momentum streaks but with a much lower intensity. This discrepancy in the response of low and high-momentum fluid can explain why the log-law constant for semilocally scaled transformed velocity \bar{u}^* increases for heated and decreases for cooled cases.

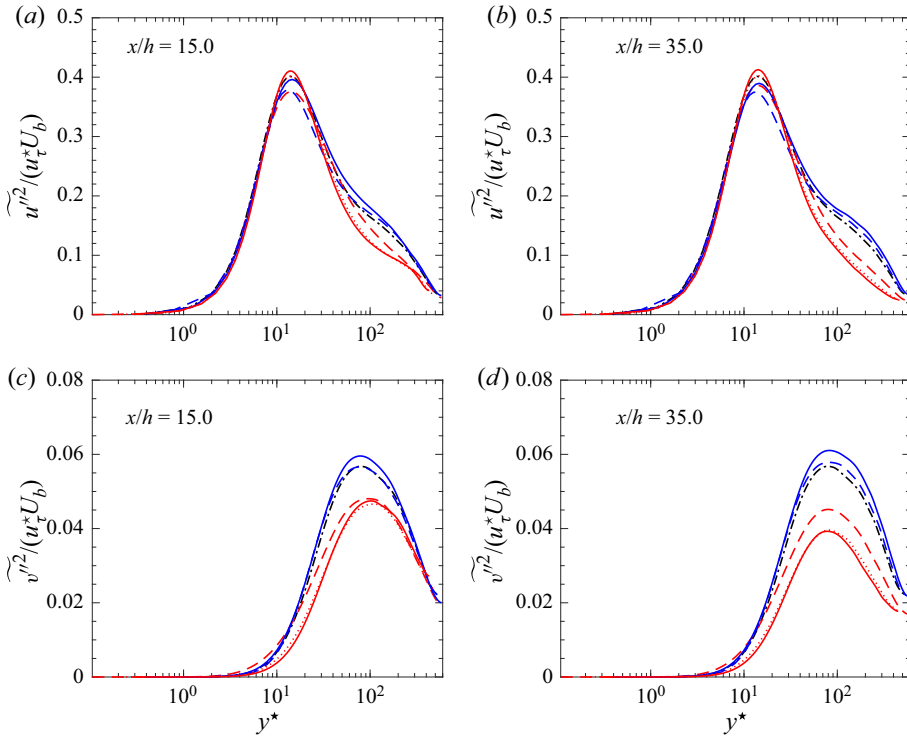


Figure 15. Velocity variances scaled with mixed velocity scale at $x/h = 15$ (a,c) and $x/h = 35$ (b,d). (a,b) Streamwise velocity; (c,d) wall-normal velocity.

A more detailed analysis can be performed inspecting the anisotropy b_{ij} , defined as

$$b_{ij} = \frac{\overline{\rho u_i'' u_j''}}{2k} - \frac{\delta_{ij}}{3}, \quad \text{where } k = 0.5(\overline{\rho u''^2} + \overline{\rho v''^2} + \overline{\rho w''^2}), \quad (6.3)$$

which is shown in figure 18. The cases with $d_y Re_\tau^* = 0$ represent test cases to benchmark the effect of acceleration, as, per the analysis of Patel *et al.* (2016), only the gradient of the semilocal Reynolds number is of significance in a fully developed flow. For cases A- CRE_τ^* and D- CRE_τ^* we can notice an increase and decrease of anisotropy, respectively. This confirms a tendency of straightening and tilting of the quasi-streamwise vortices in the streamwise direction, which results in a modification of the wall-normal and spanwise fluctuation intensities. Contrarily to a fully developed flow, where the increase (or decrease) of b_{11} is balanced entirely by the spanwise component b_{33} , acceleration and deceleration causes the increase/decrease of b_{11} to be balanced equally in the spanwise and wall-normal direction. The same increase in anisotropy following a decrease in v' and w' was reported by Piomelli & Yuan (2013) who also show the straightening of coherent eddies in FPG boundary layers. Once we understand the effects of thermal expansion and contraction on turbulence anisotropy, it is possible to isolate the effect of variable properties and $d_x U_b \neq 0$ in the other cases. In particular, $d_x U_b > 0$ tends to increase anisotropy, opposing the effect of $d_y Re_\tau^* > 0$. Therefore, case A- H_2O , which is characterized by both these gradients, shows a localized decrease of anisotropy near the wall, where property gradients dominate, and an increase of anisotropy moving towards the buffer layer and the log-law region where acceleration effects prevail. Case D- H_2O which

Turbulent modulation in thermally expanding and contracting flows

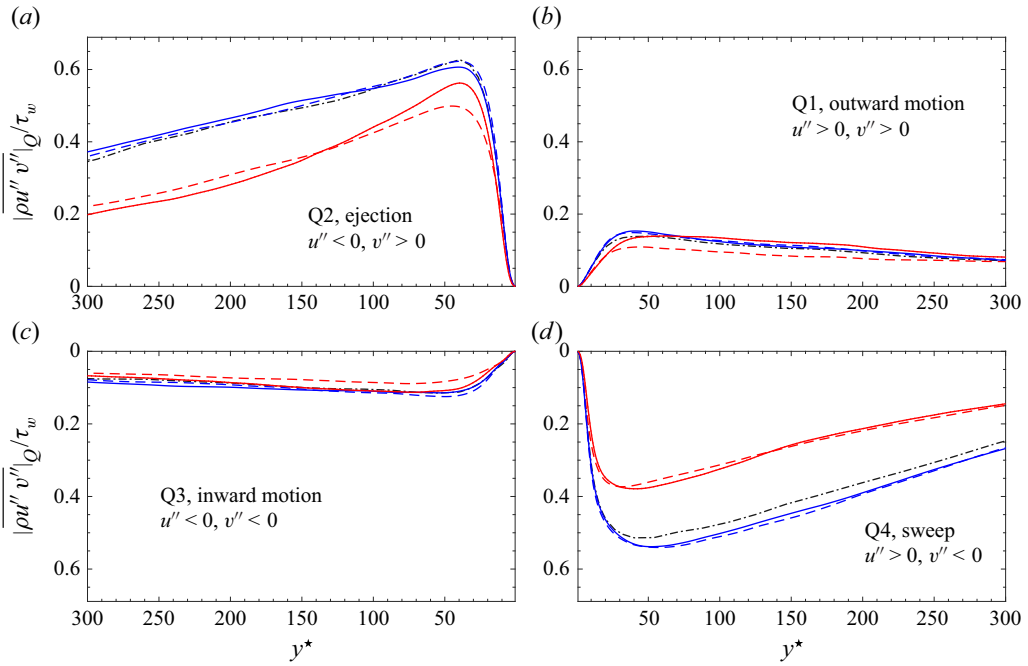


Figure 16. Normalized tangential Reynolds stress at $x/h = 35$ divided into quadrants: Q1 (outward motion), $u'' > 0, v'' > 0$; Q2 (ejection), $u'' < 0, v'' > 0$; Q3 (inward motion), $u'' < 0, v'' < 0$; Q4 (sweeps), $u'' > 0, v'' < 0$.

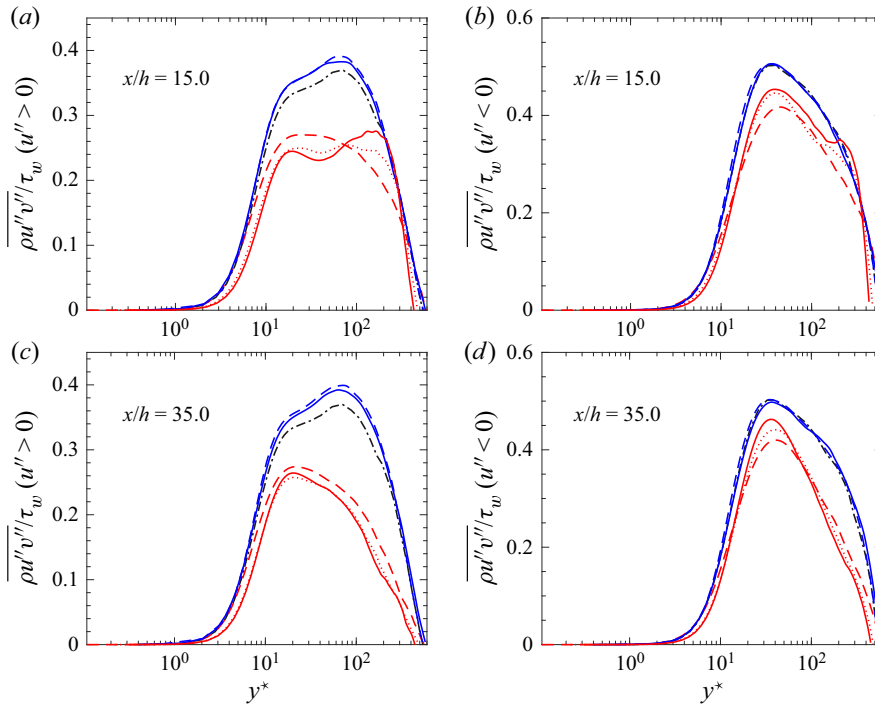


Figure 17. Normalized tangential Reynolds stress at $x/h = 35$ divided into contributions of positive and negative streamwise velocity fluctuation.

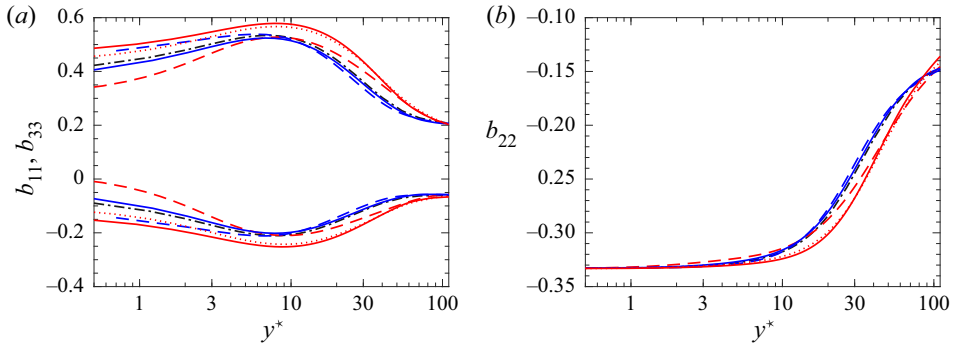


Figure 18. Streamwise velocity normalized by inlet friction velocity along the inlet y^+ at different streamwise locations. Lines as in figure 3. The black dashed–dotted line shows the isothermal inlet.

has opposite characteristics, shows the opposite behaviour. We can attribute the changes in b_{22} almost entirely to $d_x U_b \neq 0$, as Patel *et al.* (2016) have demonstrated that b_{22} is not affected by property gradients in the wall-normal direction. This is substantiated by the fact that A- Cre_τ^* (constant Re_τ^*) has a larger deviation when compared with A- H_2O , and D- H_2O (larger deceleration impact) has a larger deviation when compared with D- Cre_τ^* . Nonetheless, it is possible to notice a slight impact of property variations on b_{22} for case A- H_2O where, in the near-wall region, b_{22} is (marginally) larger than the isothermal inlet.

To further prove that the change in b_{22} is connected with acceleration, it is enough to show that it is abruptly modified in region (ii) and then experiences an extremely slow evolution in region (iii). Plots of streamwise evolution of b_{11} , b_{22} and b_{33} in the streamwise direction are shown for various cases in figure 19. As it is possible to notice, the streamwise component continues evolving for $x/h > 9$, and its evolution is counteracted by a change in the spanwise component. Contrarily, b_{22} does not exhibit any particular change. This proves that the change in \bar{u}^* (which reflects the magnitude of the semilocal scaled viscous shear stress) is tightly connected to b_{22} . A higher (lower) anisotropy in the wall-normal direction necessarily leads to a lower (higher) \bar{u}^* (see figures 18 and 6) and, accordingly, collapsing semilocally transformed velocity is equivalent to having collapsed wall-normal anisotropy (see figures 19 and 7). A good example of this claim are cases A- Cre_τ^* and A- $C\mu$, which have a collapsing b_{22} value (despite being different from the isothermal inlet), and, correspondingly, the same profile of \bar{u}^* . The connection between b_{22} and \bar{u}^* is not limited to accelerated or decelerated cases, but applies to fully developed flows as well such as turbulent boundary layers where it is not possible to obtain a collapse of \bar{u}^* . This claim ties together the observations on variable property flows made by Patel *et al.* (2016) and Trettel & Larsson (2016) with the theory outlined by Townsend (1961) and further developed by Bradshaw (1967). The latter comments that turbulent motions at any point consist of two components, an ‘active’ component responsible for turbulent transfer and determined by stress distribution, and an ‘inactive’ component which does not transfer momentum or interact with averaged quantities. Townsend suggests that ‘the inactive motion is a meandering or swirling motion made up from attached eddies of large size’, and, therefore, it must be produced by the action of spanwise and streamwise fluctuating velocity. As Panton (2009) states, the wall-normal fluctuating component can be regarded entirely as active motion because of its primary role in momentum transfer. Patel’s transformation, (3.1), therefore, demonstrates that ‘active’ turbulent motion scale with semilocal coordinate. Every other change noticed in anisotropy, vorticity

Turbulent modulation in thermally expanding and contracting flows

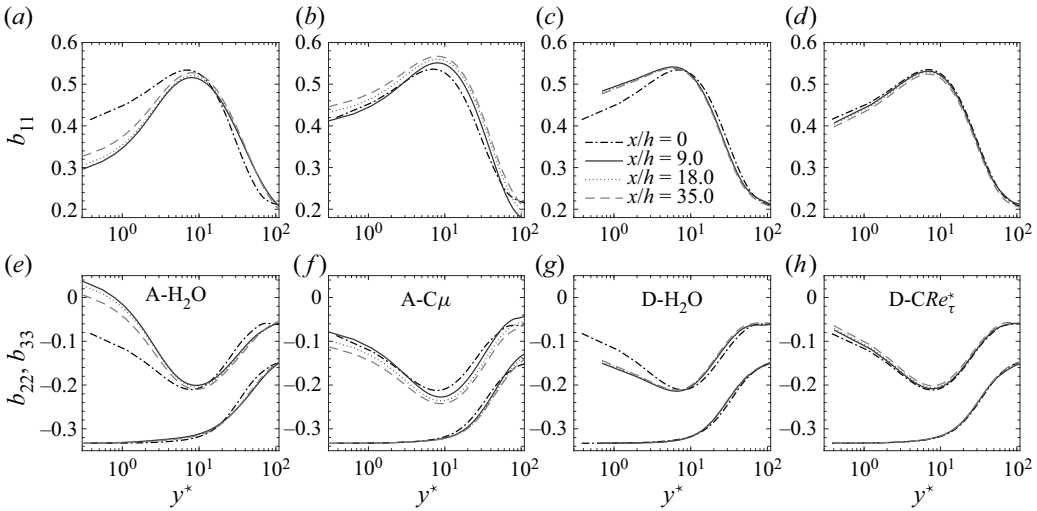


Figure 19. Streamwise evolution of anisotropy profiles. (a–d) Streamwise anisotropy component b_{11} . (e–h) Spanwise and wall-normal anisotropy component b_{22} and b_{33} . Panels (a,e), (b,f), (c,g), (d,h) are case A-H₂O, case A-C μ , case D-H₂O, case D-CRe $^*_\tau$, respectively.

fluctuation and mixing length can be attributed to ‘inactive turbulent motion’. Indeed, a modification of ‘active’ motion would necessarily reflect in the wall-normal anisotropy component and, by definition, on the scaled viscous shear stress. By following this reasoning it is possible to conclude that, contrarily to variable property effects, streamwise acceleration/deceleration affects active turbulent motion by acting directly on the wall-normal component.

As b_{22} does not change significantly between $9 < x/h < 35$, (and consequently \bar{u}^*), we can confirm that the structural change in ‘active’ turbulence occurs between $0 < x/h < 9$ (region (ii)), and in the rest of the channel the streamwise evolution occurs mainly due to property variation (and therefore, due to change in inactive turbulent component). Since active turbulence motions are in equilibrium, we can indeed consider the second half of the channel a ‘quasi-equilibrium’ layer where changes in mean variables dependent primarily on changes in local quantities (Panton 2005). To better visualize the different turbulent states at play, figure 20 shows the barycentric map of the different cases at $x/h = 35$ compared with the isothermal inlet. The three vertices of the equilateral triangle represent different anisotropic states. Now x_{2C} is a pancake-like turbulent state, which is characterized by two main components, x_{1C} is the one-component anisotropy limit, where turbulence exists in one direction only, while x_{3C} is the isotropic limit. In a fully developed, constant property channel flow, the turbulence state tends to a pancake-like turbulence near the wall, shifts to cigar-shaped turbulence (x_{1C}) in the streaky region, and eventually moves towards an isotropic state in the centre of the channel. While comparing the different cases, it is possible to notice that in the buffer region, the accelerating flows are closer to a one-component turbulence state when compared with the isothermal inlet. The opposite happens for case D-H₂O which is thermally contracted. It is important to notice that, the impact of acceleration (larger incidence of one-dimensional cigar-like structures) is damped in case A-H₂O when compared with A-CRe $^*_\tau$ (Re^*_τ gradient opposing U_b gradient effects) but deceleration effects on turbulent structures are enhanced in the D-H₂O case despite variable property gradients counteracting pressure gradient effects. This confirms

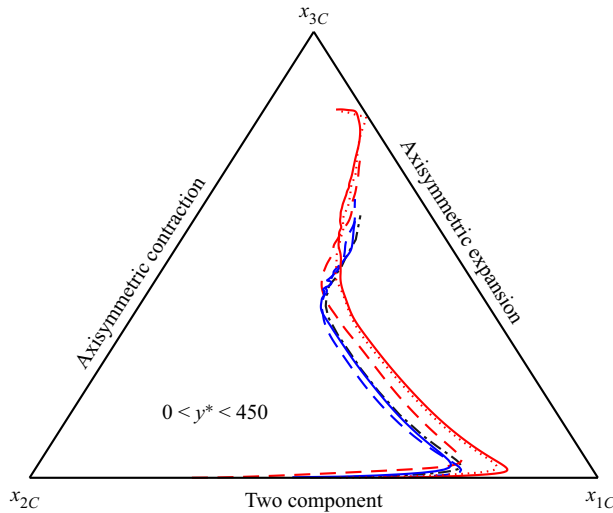


Figure 20. Barycentric map of turbulent state along the wall-normal direction at $x/h = 35$.

that viscosity plays a central role when opposing impulsive acceleration/deceleration, with an increase in viscosity always decreasing the effect of streamwise gradients, irrespective of the wall-normal Re_τ^* gradient.

Additional insight is provided by the normalized premultiplied spectra in the spanwise direction. Figure 21 shows contours of $k_z E_{\rho u'_i u'_i} / \tau_w$ at $x/h = 35$ for the streamwise (*a,d,g*), wall-normal (*b,e,h*) and spanwise (*c,f,i*) components as a function of $\lambda_z^* = \lambda_z Re_\tau^* / h$ and y^* . As already noticed in Pei *et al.* (2013) and confirmed by Patel *et al.* (2016), the mean streak spacing in the near-wall region is smaller for $d_y Re_\tau^* > 0$ and larger for $d_y Re_\tau^* < 0$. This effect is visible as the tilting of the streamwise energy spectra near the wall (towards lower λ_z^* in the first case and larger λ_z^* in the second). The absence of a near wall-shift for case A-CRe $_\tau^*$ substantiates that the latter is caused solely by the Re_τ^* wall-normal gradient. The spanwise component also presents the same tilt, which is, on the other hand, completely absent in the wall-normal component. This is consistent with the claim that turbulent motions below $y^* = 10$ are mostly inactive and don't carry significant shear stress. Looking at buffer layer effects, which, in a variable property fully developed channel flow scale properly with semilocal coordinates (y^* and λ_z^*), it is possible to pinpoint the streamwise acceleration/deceleration effects. The occurrence of larger streaks is lower in case A-CRe $_\tau^*$ and A-H $_2$ O and higher in the case D-H $_2$ O. Contrarily to the effect of variable properties, this reduction (increase) in energy share at larger wavenumbers is consistent throughout all the components. Taking A-CRe $_\tau^*$ as a benchmark, spectral effects of streamwise acceleration (deceleration) can then be summarized as a lower (larger) spectral energy transfer rate and a general reduction (increase) of streak spacing. This analysis is compatible with the anisotropy effects discussed with figures 18 and 20 and is a proof of the elastic streamwise stretching (contracting) of the streaks following a streamwise acceleration (deceleration). The fact that the reduction (increase) in large wavenumber energy density is consistent throughout all components clearly connects the effect of streamwise acceleration/deceleration to pressure fluctuations, which are indeed more sensitive to the changes in larger overhead structures (Townsend 1976; Kim 1988; Katul *et al.* 1996; Gerolymos, Senechal & Vallet 2013). The results shown in figure 21 are in accordance with the study from Bobke *et al.* (2017), which reports an increase in energy

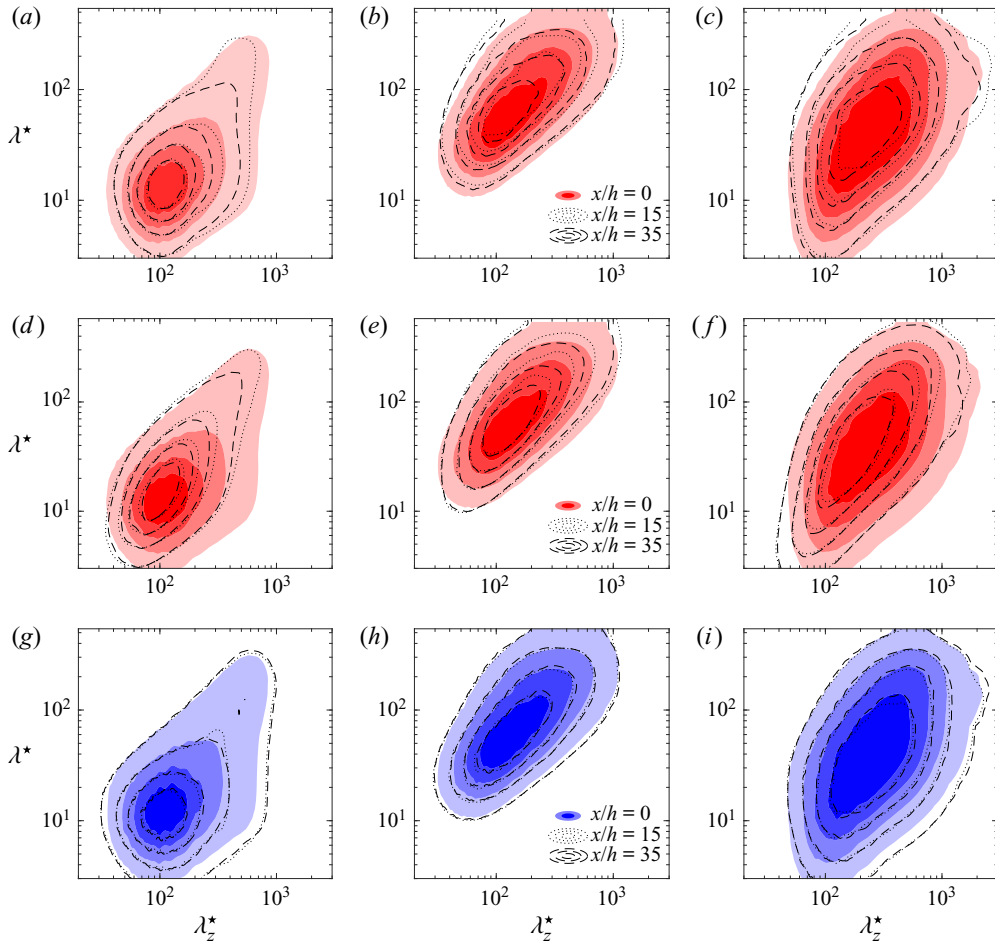


Figure 21. One-dimensional spanwise premultiplied spectra for u (a,d,g), v (b,e,h) and w (c,f,i). Filled contour is at $x/h = 0.02$ while lines are at $x/h = 35$. Panels (a,d,g), (b,e,h), (c,f,i), are streamwise energy spectra $k_z E_{\rho u'' u''} / \tau_w$, wall-normal energy spectra $k_z E_{\rho v'' v''} / \tau_w$, spanwise energy spectra $k_z E_{\rho w'' w''} / \tau_w$, respectively. Panels (a,b,c), (d,e,f), (g,h,i), are case A-CRe $^*_\tau$, case A-H $_2$ O and case D-H $_2$ O respectively.

contained in the larger turbulent structures in an adverse pressure gradient boundary layer. They also notice that the near-wall peak is insensitive to the adverse pressure gradient, as it is shown for the constant Re $^*_\tau$ case in figure 21.

7. Intercomponent energy transfer

The budget equation for turbulent stresses in a variable property turbulent flow reads

$$\frac{\partial \overline{\rho u'_i u'_j}}{\partial t} + \frac{\partial \tilde{u}_k \overline{\rho u'_i u'_j}}{\partial x_k} = - \underbrace{\left(\overline{\rho u'_i u'_k} \frac{\partial \tilde{u}_j}{\partial x_k} + \overline{\rho u'_j u'_k} \frac{\partial \tilde{u}_i}{\partial x_k} \right)}_{\mathcal{P}_{ij}} + \frac{\partial}{\partial x_k} \left(- \overline{\rho u'_i u'_j u'_k} + \overline{u'_i \tau'_{jk}} + \overline{u'_j \tau'_{ik}} \right) +$$

$$\begin{aligned}
 & - \underbrace{\left(u_j'' \frac{\partial p'}{\partial x_i} + u_i'' \frac{\partial p'}{\partial x_j} \right)}_{\Pi_{ij}} - \underbrace{\left(\tau'_{jk} \frac{\partial u_i''}{\partial x_k} + \tau'_{ik} \frac{\partial u_j''}{\partial x_k} \right)}_{\varepsilon_{ij}} + \\
 & + \overline{u_i'} \left(\frac{\partial \bar{\tau}_{jk}}{\partial x_k} - \frac{\partial \bar{p}}{\partial x_j} \right) + \overline{u_j'} \left(\frac{\partial \bar{\tau}_{ik}}{\partial x_k} - \frac{\partial \bar{p}}{\partial x_i} \right). \quad (7.1)
 \end{aligned}$$

As already demonstrated in the previous section, direct advection effects on turbulence modulation can be neglected in the ‘quasi-homogeneous’ region. Additionally, terms containing $\overline{u''}$ are small as they play a role only in high Mach number supersonic flows. The interplay of intercomponent energy exchange which sustains a modified flow anisotropy in accelerated/decelerated flows must, therefore, be a result of the changes in the balance of production \mathcal{P}_{ij} , dissipation ε_{ij} and velocity-pressure-gradient correlation Π_{ij} . Note, unlike as is commonly done, we did not decompose Π_{ij} into pressure transport and pressure-strain correlation.

In a turbulent flow, the turbulent kinetic energy is produced by mean shear. Streamwise velocity fluctuations are directly dissipated through viscosity (ε_{11}) and redistributed to the other components through the correlation between the velocity and the pressure-gradient fluctuations. [Figure 22](#) shows production and dissipation terms for the streamwise velocity component at the end of the channel. The peak of turbulent production aligns for all cases at $y^* \approx 12$, reinforcing the observation that semilocal scales are the correct tool to study turbulence modulation in variable property flows even when subjected to acceleration and deceleration. Nonetheless, turbulent production increases consistently for cooled cases and decreases for heated ones. This is expected as the mean shear in a flow subjected to acceleration increases in the viscous region, with little to no effect on the turbulent production, while it decreases farther away from the wall, decreasing substantially turbulent production (Kline *et al.* 1967; Bushnell & McGinley 1989; Nematı 2016). The opposite happens for decelerated flows. On the other hand, as seen in the central figure and confirmed by the $\mathcal{P}_{11}/\varepsilon_{11}$ ratio ([figure 22c](#)), viscous dissipation does not show the same level of susceptibility to acceleration/deceleration. As a consequence, there is a (slight) excess of turbulent energy for the decelerated cases and, *vice versa*, a shortage in the accelerated cases. This observation is in accordance with the claim that streamwise acceleration/deceleration modulate large, energy containing structures and do not affect as strongly the smaller dissipative structures in the buffer layer. In accordance with the results observed by Tuerke & Jimenez (2013), following a change in mean shear the production of turbulent kinetic energy responds much more quickly than viscous dissipation. This is intuitive since the mean shear directly acts on energy containing eddies, whereas viscous dissipation occurs at smaller dissipative scales. Tuerke & Jimenez (2013) showed that the change in production is balanced by turbulent transport, which redistributes energy to locations at which viscous dissipation is more responsive. In our case, the production increase/decrease is balanced by Π (shown, normalized by ε_{11} in [figure 23](#)) which is known to be affected mostly through non-local interactions arising from the large energy-containing scales in the buffer layer (Katul *et al.* 1996).

As seen by [figure 21](#), this occurs because of the preferential decrease (increase) in production of the large energy containing structures at $y^* > 20$. Despite all the profiles of Π_{11} showing a decrease in intensity for the heated cases, the impact of variable properties is noticed for the streamwise and spanwise pressure terms, where a local increase in magnitude near the wall is visible for case A-H₂O. Since A-H₂O has an increasing Re_τ^* in the wall-normal direction, the streamwise vortices tend to destabilize (as shown in

Turbulent modulation in thermally expanding and contracting flows

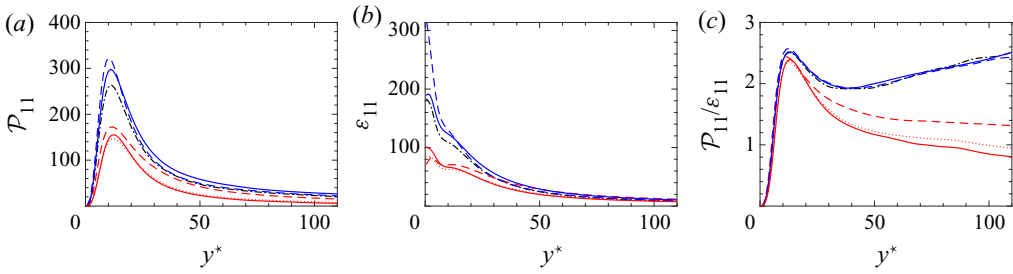


Figure 22. Production and dissipation terms for the streamwise component at $x/h = 35$.

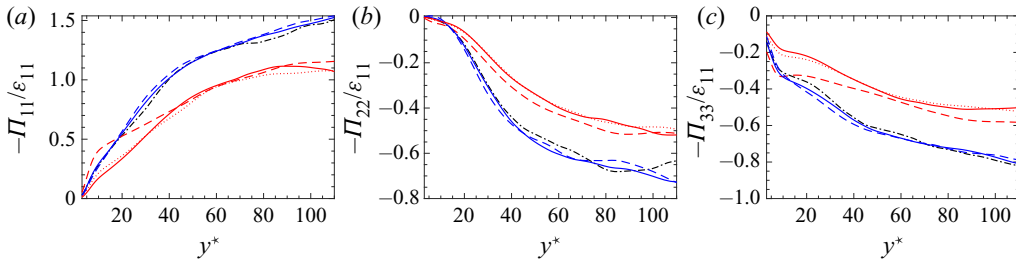


Figure 23. Pressure-strain correlation for all three velocity components, normalized by streamwise dissipation.

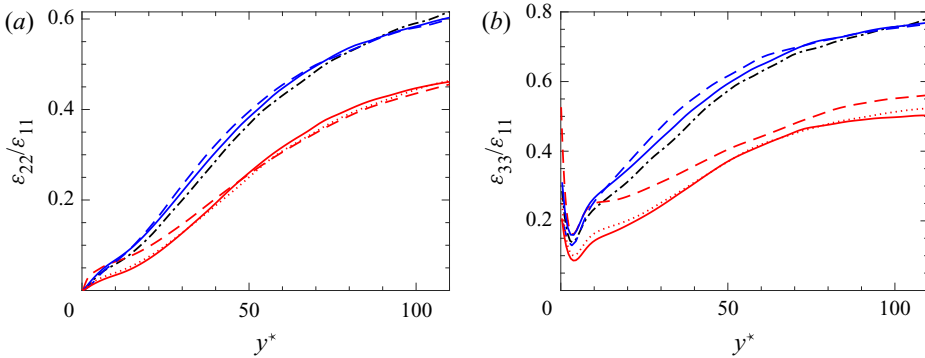


Figure 24. Viscous dissipation in wall-normal and spanwise direction, normalized by viscous dissipation in the streamwise direction.

Rinaldi *et al.* (2017)), and thus counteract the effect of acceleration. This is particularly visible for $y^* < 15$, where Π_{11}/ϵ_{11} is higher than for the reference inlet profile. The increase in magnitude of Π_{ij}/ϵ_{11} is minimal for the wall-normal component confirming that the turbulent energy flows from the streamwise to the spanwise component in this region. This reinforces the claim that wall-normal anisotropy is not significantly affected by local quantities (in contrast to the other two components). Contrarily to the viscous dissipation of u'' , the dissipation of the other two components, shown in figure 24, balances the pressure term. For this reason, the lower/higher pressure terms has a direct effect on turbulence anisotropy.

Figure 25 shows Π_{ij} normalized by $\tau_w^2/\bar{\mu}$ (Foyi *et al.* 2004). Foyi *et al.* (2004) showed that for compressible channel flows with $d_y \bar{\rho} < 0$, the intercomponent energy transfer

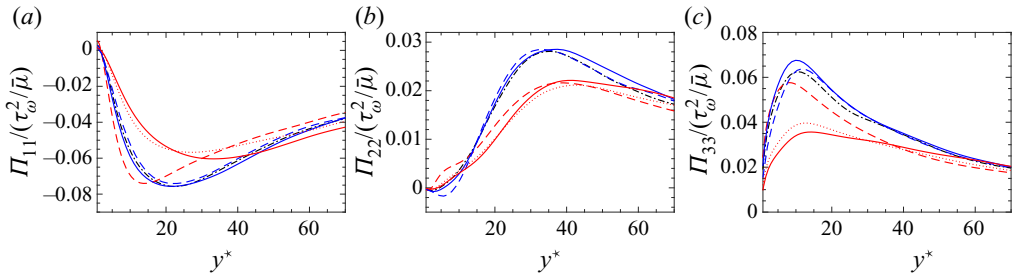


Figure 25. Pressure-strain correlation for all three velocity components, normalized by $\tau_w^2/\bar{\mu}$.

reduces significantly due to the reduction of pressure fluctuations. Specifically, pressure gradient is a force at a distance and incorporates ‘non-local’ density effects integrated over the whole turbulent eddy. In a case in which density decreases with the distance from the wall, the ‘effective’ averaged density experienced from the pressure gradient would be lower than for an incompressible flow, leading to lower values of Π_{ij} . We expect, therefore, that the opposite occurs for a case with $d_y \bar{\rho} > 0$. Following the analysis detailed above, and neglecting acceleration, one would expect a larger Π for the heated cases and *vice versa* for the cooled cases (the density increases from the walls in the former and decreases in the latter). Figures 25 and 23 negate this premise as the expected behaviour is observed only marginally at $y^* < 10$. Nevertheless, as observed by Foysi *et al.* (2004), the fact that the Π terms do not conserve the location of the peak when normalized by $\tau_w/\bar{\mu}$ is proof that the velocity-pressure-gradient correlation does not scale with inner-layer variables (it is connected to the changes of outer-layer motions). This might be the reason for the failure of semilocal scaling to collapse viscous stresses in developing flows where pressure responds to changes in mean shear. Indeed, the marginal effect of a wall-normal Re_τ^* gradient on Π_{22} (compared with Π_{11} and Π_{33}) explains why active motions that carry momentum towards the walls (and away from the wall) scale with local quantities in fully developed turbulence and, as a consequence, why viscous stresses collapse using semilocally scaled coordinates.

Figure 26 shows the anisotropy component of the dissipation tensor, defined as

$$d_{ij} = \frac{\varepsilon_{ij}}{\varepsilon_{11} + \varepsilon_{22} + \varepsilon_{33}} - \frac{\delta_{ij}}{3}. \quad (7.2)$$

In particular, the heated flows are characterized by a larger share of turbulent kinetic energy dissipation in the streamwise direction and lower in the other two directions. This is consistent with the observation that throughout the developing channel the changes in \mathcal{P}_{11} are balanced by Π_{11} . As such, the streamwise viscous dissipation is not severely affected, but its spanwise and wall-normal counterparts, which directly balance pressure-strain production, are reduced largely. This leads to a larger reduction in wall-normal and spanwise components which causes a larger (lower) anisotropy, justifying the schematic seen in figure 20. In addition, since this mechanism is related to non-local pressure fluctuations adapting to the mean shear stress imposed by the change in bulk velocity, it is immediately understandable why the collapse of velocity profiles following a semilocal scaling approach (viscous shear stress transformation) is not possible. In the near-wall region, the anisotropy of the dissipation carries the signature of variable properties effects, showing a direct relation with the profiles of b_{ij} (figure 18). As $y^* \rightarrow 0$, the energy containing scales overlap with the dissipative scales, therefore closely relating d_{ij} to b_{ij} (Antonia, Djenidi & Spalart 1994). This also confirms that, contrarily to streamwise

Turbulent modulation in thermally expanding and contracting flows

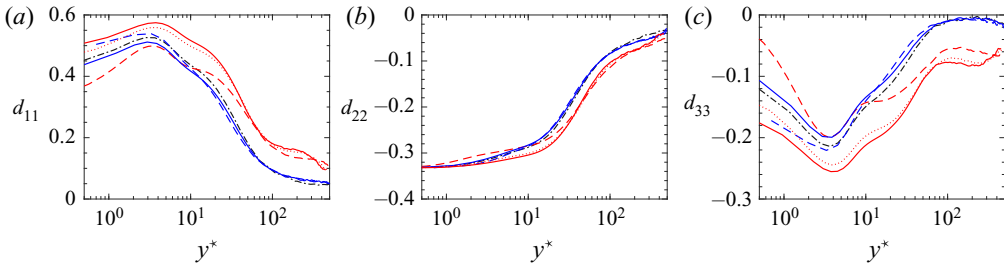


Figure 26. Anisotropy of the dissipation tensor at $x/h = 35$.

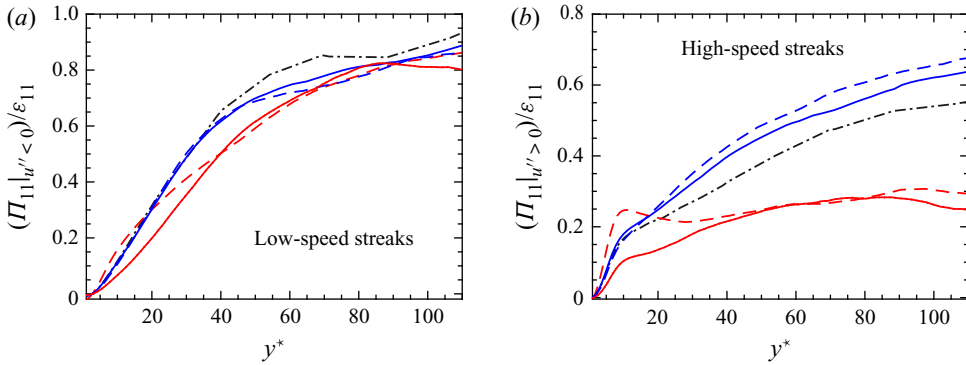


Figure 27. Pressure strain in the streamwise direction normalized by viscous dissipation of the streamwise velocity component at $x/h = 35$.

acceleration/deceleration, which originates differences on the large velocity structures in the outer layer, variable properties locally affect the dissipation near the wall. If this is the case, it is clear why active turbulent motions collapse perfectly in a fully developed variable property channel.

Figure 27 presents an additional proof of the fact that pressure effects due to streamwise acceleration are felt more by the high-speed streaks rushing towards the wall. On the left- and right-hand side, the conditionally averaged pressure-strain correlation in the streamwise direction for low- and high-speed streaks is shown, respectively, normalized by the total viscous dissipation in streamwise direction (to keep a consistency with figure 23). Comparing figure 27 with the previously shown streamwise pressure-strain correlation (figure 23) it is clear that the major deviations occur in the terms that contain $u'' > 0$, i.e. the high-speed streaks. The ratio of Π_{11} to ε_{11} remains more similar to the inlet condition for $u'' < 0$, and, keeping in mind that we before claimed that viscous dissipation is locally modulated by variable properties, this is another proof that low-speed streaks originating near the walls and moving towards the centre of the channel are more prone to be modulated by local quantities. On the other hand, high-speed streaks show consistent behaviour for accelerated and decelerated cases in terms of $\Pi_{11}/\varepsilon_{11}$ beyond $y^* = 20$. This implies that high speed streaks are less sensitive to Re_τ^* gradients (as they originate farther from the wall), but more sensitive to changes in the mean shear which are caused by a streamwise change in bulk velocity.

Downloaded from https://www.cambridge.org/core. University of Technology, on 24 Nov 2021 at 11:24:30, subject to the Cambridge Core terms of use, available at https://www.cambridge.org/core/terms. https://doi.org/10.1017/jfm.2021.726

8. Conclusions

We have shown turbulence modulation for a variety of streamwise accelerating and decelerating flows characterized by different property variations. We first showed that, if the flow is subjected to an impulsive acceleration, the change in turbulence structure occurs rapidly and then follows a slow evolution in which the turbulence state can be considered ‘quasi-homogeneous’. This occurs because of two different reasons. Firstly, we showed that the wall-normal property gradients (if sufficiently close to the wall), characterized by the semilocal Reynolds number Re_τ^* , modify only the ‘inactive’ turbulent motions, which carry energy but no tangential stress (Townsend 1976), while the active turbulent motions scale with local quantities. This is why, in fully developed turbulent channel flows, the mean quantities of interest collapse to universal profiles in a semilocal framework (as noticed by Patel *et al.* (2015) and Trettel & Larsson (2016)). Secondly, streamwise acceleration/deceleration directly modify active turbulent motions only in the immediate aftermath of the impulsive acceleration. As a consequence, all relevant averaged quantities are self-similar at a location sufficiently downstream if scaled through local values.

Next, we distinguished the effect of streamwise acceleration/deceleration from the effects of wall-normal property gradients and showed that the two effects can be superimposed once the strength of the bulk advection is known. In particular, while variable properties affect mostly the strength and the consequent lift-up of near-wall low-momentum streaks, streamwise acceleration/deceleration mostly acts on the larger structures in the buffer layer. This causes a reduction/increase in the sweeping events of high-momentum fluid towards the wall. Since the impact of streamwise acceleration/deceleration is more prominent at larger scales of motion (and affects mostly sweeping events), it percolates towards the wall through pressure strain effects. In particular, pressure fluctuations connected to the high-momentum fluid impinging on the wall decrease in intensity for accelerating flows. A consequence of the reduced pressure fluctuations is the stabilization of the turbulent structures. This decreases the velocity-pressure-gradient correlation reducing the energy transferred to the wall-normal and spanwise fluctuation components. Therefore, contrarily to a pure property gradient effect, which acts locally on the dissipative scales, streamwise acceleration/deceleration produce a non-local effect causing a higher anisotropy in accelerated and lower anisotropy in decelerated cases. The extent of this change is quantified by the normalized bulk advection term C_{ub}/τ_w which is enhanced by a decrease in viscosity, and reflected in the semilocally scaled wall-normal anisotropy component.

To summarize, turbulence modulation by the wall-normal gradient of Re_τ^* (variable property effects) and the streamwise gradient of U_b (acceleration/deceleration effect), follow an opposite mechanism in terms of intercomponent energy transfer. The first can be summed up as a ‘bottom-up’ mechanism, whereas local properties affect viscous dissipation which in turn modulates momentum transfer. As a consequence, the most affected bursting events are low-speed streaks which travel upwards towards the centre of the channel. This mechanism, as it originates from viscous dissipation, depends on local variables and (as long as the largest property gradients are close to the walls) is fully described by semilocal scaling. Streamwise acceleration/deceleration, on the other hand, acts mostly on the larger energy-containing structures in the buffer layer by modifying the mean shear. The response from the turbulent flow is felt through the velocity-pressure-gradient correlation, which leads to a different redistribution of energy through the velocity components. The changes in anisotropy manifest in an accelerated flow with longer, more stable structures through a process of ‘stretching’ while, *vice versa*, shorter compressed turbulent structures are found in the presence

of deceleration. Contrarily to property gradients, acceleration/deceleration impacts more heavily high-momentum streaks which originate in the buffer layer. As the modification occurs because of the larger outer-layer scales' influence on pressure, the 'non-locality' of this mechanism is not included in the semilocal scaling representation, despite the state of 'quasi-homogeneity' in the streamwise direction.

Acknowledgements. The authors report no conflict of interest.

Author ORCIDs.

 S. Silvestri <https://orcid.org/0000-0002-7156-946X>;

 R. Pecnik <https://orcid.org/0000-0001-6352-6323>.

REFERENCES

- ANTONIA, R.A., DJENIDI, L. & SPALART, P.R. 1994 Anisotropy of the dissipation tensor in a turbulent boundary layer. *Phys. Fluids* **6**, 2474.
- BAE, J.H., YOO, J.Y. & CHOI, H. 2005 Direct numerical simulation of turbulent supercritical flows with heat transfer. *Phys. Fluids* **17**, 105104.
- BAE, J.H., YOO, J.Y., CHOI, H. & MCELIGOT, D.M. 2006 Effects of large density variation on strongly heated internal air flows. *Phys. Fluids* **18**, 075102.
- BANKSTON, C.A. 1970 The transition from turbulent to laminar gas flow in a heated pipe. *Trans. ASME J. Heat Transfer* **92**, 569.
- BOBKE, A., VINUESA, R., ÖRLÜ, R. & SCHLATTER, P. 2017 History effects and near equilibrium in adverse-pressure-gradient turbulent boundary layers. *J. Fluid Mech.* **820**, 667–692.
- BRADSHAW, P. 1967 Inactive motion and pressure fluctuations in turbulent boundary layers. *J. Fluid Mech.* **30**, 241–258.
- BROSS, M., FUCHS, T. & KÄLER, C.J. 2019 Interaction of coherent flow structures in adverse pressure gradient turbulent boundary layers. *J. Fluid Mech.* **873**, 287–321.
- BUSHNELL, D.M. & MCGINLEY, C.B. 1989 Turbulence control in wall flows. *Annu. Rev. Fluid Mech.* **21**, 1–20.
- FOYSI, H., SARKAR, S. & FRIEDRICH, R. 2004 Compressibility effects and turbulence scalings in supersonic channel flow. *J. Fluid Mech.* **509**, 207–2016.
- GEROLYMOS, G.A., SENECHAL, D. & VALLET, I. 2013 Wall effects on pressure fluctuations in turbulent channel flow. *J. Fluid Mech.* **720**, 15–65.
- HE, S., HE, K. & SEDDIGHI, M. 2016 Laminarisation of flow at low Reynolds number due to streamwise body forces. *J. Fluid Mech.* **809**, 31–71.
- HUANG, P.G., COLEMAN, G.N. & BRADSHAW, P. 1995 Compressible turbulent channel flows: DNS results and modelling. *J. Fluid Mech.* **305**, 186–218.
- KATUL, G.G., ALBERTSON, J.D., HSIEH, C., CONKLIN, P.S., SIGNMON, J.T., PARLANGE, M.B. & KNOERR, K.R. 1996 The inactive eddy motion and the large-scale turbulent pressure fluctuations in the dynamic sublayer. *J. Atmos. Sci.* **53** (17), 2512–2524.
- KIM, J. 1988 On the structure of pressure fluctuations in simulated turbulent channel flow. *J. Fluid Mech.* **205**, 421–451.
- KLINE, S.J., REYNOLDS, W.C., SCHRAUB, F.A. & RUNSTADLER, P.W. 1967 The structure of turbulent boundary layer. *J. Fluid Mech.* **30**, 741–773.
- LELE, S.K. 1994 Compressibility effects on turbulence. *Annu. Rev. Fluid Mech.* **26**, 211–254.
- LEMMON, E.W., BELL, I.H., HUBER, M.L. & MCLINDEN, M.O. 2018 *NIST Standard Reference Database 23: Reference Fluid Thermodynamic and Transport Properties-REFPROP, Version 10.0*. National Institute of Standards and Technology.
- MAJDA, A. & SETHIAN, J. 1985 The derivation and solution of the equations for zero Mach number combustion. *Combust. Sci. Technol.* **42**, 185–205.
- MCELIGOT, D.M., COON, C.W. & PERKINS, H.C. 1970 Relaminarization in tubes. *Intl J. Heat Transfer* **13** (2), 431–433.
- MCELIGOT, D.M., COON, C.W. & PERKINS, H.C. 1982 Convective heat transfer in internal gas flows with temperature-dependant properties. *Adv. Transp. Process.* **4**, 113.
- MORKOVIN, M.V. 1961 *Effects of Compressibility on Turbulent Flows*, pp. 367–380. CNRS.
- NAJM, H.N., WYCKOFF, P.S. & KNIO, O.M. 1998 A semi-implicit numerical scheme for reacting flow: I. Stiff chemistry. *J. Comput. Phys.* **143** (2), 381–402.

- NEMATI, H. 2016 Direct numerical simulation of turbulent heat transfer to fluids at supercritical pressures. PhD thesis, Delft University of Technology.
- NEMATI, H., PATEL, A., BOERSMA, B.J. & PECNIK, R. 2015 Mean statistics of a heated turbulent pipe flow at supercritical pressure. *Intl J. Heat Mass Transfer* **83**, 741–752.
- PANTON, R.L. 2005 Review of wall turbulence as described by composite expansions. *Appl. Mech. Rev.* **58** (1), 1–36.
- PANTON, R.L. 2009 Scaling and correlation of vorticity fluctuations in turbulent channels. *Phys. Fluids* **21**, 115104.
- PATEL, A., BOERSMA, B.J. & PECNIK, R. 2016 The influence of near-wall density and viscosity gradients on turbulence in channel flows. *J. Fluid Mech.* **809** (095101), 793–820.
- PATEL, A., PEETERS, J.W.R., BOERSMA, B.J. & PECNIK, R. 2015 Semi-local scaling and turbulence modulation in variable property turbulent channel flows. *Phys. Fluids* **27** (7), 095101.
- PEI, J., CHEN, J., HUSSAIN, F. & SHE, Z. 2013 New scaling for compressible wall turbulence. *Sci. China Phys. Mech.* **56** (9), 1770–1781.
- PIOMELLI, U., BALARAS, E. & PASCARELLI, A. 2000 Turbulent structures in accelerating boundary layers. *J. Turbul.* **1**, N1.
- PIOMELLI, U. & YUAN, J. 2013 Numerical simulations of spatially developing, accelerating boundary layers. *Phys. Fluids* **25**, 101304.
- PIROZZOLI, S. & BERNARDINI, M. 2011 Turbulence in supersonic boundary layers at moderate Reynolds number. *J. Fluid Mech.* **688**, 120–168.
- PIROZZOLI, S., BERNARDINI, M. & GRASSO, F. 2008 Characterization of coherent vortical structures in supersonic turbulent boundary layer. *J. Fluid Mech.* **613**, 205–231.
- RINALDI, E., PATEL, A., SCHLATTER, P. & PECNIK, R. 2017 Linear stability of buffer layer streaks in turbulent channels with variable density and viscosity. *Phys. Rev. Fluids* **2**, 113903.
- RINGUETTE, M.J., WU, M. & MARTIN, M. 2008 Coherent structures in direct numerical simulation of turbulent boundary layers. *J. Fluid Mech.* **594**, 59–69.
- SCIACOVELLI, L., CINNELLA, P. & GLOERFELT, X. 2017 Direct numerical simulation of supersonic turbulent channel flows of dense gases. *J. Fluid Mech.* **821**, 153–199.
- SPINA, E.F. & SMITS, A.J. 1987 Organized structures in a compressible, turbulent boundary layer. *J. Fluid Mech.* **182**, 85–109.
- TOWNSEND, A.A. 1961 Equilibrium layers and wall turbulence. *J. Fluid Mech.* **11**, 97–120.
- TOWNSEND, A.A. 1976 The structure of turbulent shear flows, 429 pp.
- TRETTEL, A. & LARSSON, J. 2016 Mean velocity scaling for compressible wall turbulence with heat transfer. *Phys. Fluids* **28** (2), 026102.
- TUERKE, F. & JIMENEZ, J. 2013 Simulations of turbulent channels with prescribed velocity profiles. *J. Fluid Mech.* **723**, 587–603.
- ZONTA, F., MARCHIOLI, C. & SOLDATI, A. 2012 Modulation of turbulence in forced convection by temperature-dependent viscosity. *J. Fluid Mech.* **697**, 150–174.