

## Metal-Organic-Framework-Mediated Nitrogen-Doped Carbon for CO<sub>2</sub> Electrochemical Reduction

Wang, Riming; Sun, Xiaohui; Ould-Chikh, Samy; Osadchii, Dmitrii; Bai, Fan; Kapteijn, Freek; Gascon, Jorge

**DOI**

[10.1021/acsami.8b02226](https://doi.org/10.1021/acsami.8b02226)

**Publication date**

2018

**Published in**

ACS Applied Materials and Interfaces

**Citation (APA)**

Wang, R., Sun, X., Ould-Chikh, S., Osadchii, D., Bai, F., Kapteijn, F., & Gascon, J. (2018). Metal-Organic-Framework-Mediated Nitrogen-Doped Carbon for CO<sub>2</sub> Electrochemical Reduction. *ACS Applied Materials and Interfaces*, 10(17), 14751-14758. <https://doi.org/10.1021/acsami.8b02226>

**Important note**

To cite this publication, please use the final published version (if applicable). Please check the document version above.

**Copyright**

Other than for strictly personal use, it is not permitted to download, forward or distribute the text or part of it, without the consent of the author(s) and/or copyright holder(s), unless the work is under an open content license such as Creative Commons.

**Takedown policy**

Please contact us and provide details if you believe this document breaches copyrights. We will remove access to the work immediately and investigate your claim.

See discussions, stats, and author profiles for this publication at: <https://www.researchgate.net/publication/324457361>

# Metal-Organic-Framework-Mediated Nitrogen-Doped Carbon for CO<sub>2</sub> Electrochemical Reduction

**Article** in ACS Applied Materials & Interfaces · April 2018

DOI: 10.1021/acsami.8b02226

CITATIONS

0

READS

68

**7 authors**, including:



**Riming Wang**

Delft University of Technology

**1** PUBLICATION **0** CITATIONS

[SEE PROFILE](#)



**Xiaohui Sun**

Delft University of Technology

**15** PUBLICATIONS **111** CITATIONS

[SEE PROFILE](#)



**Samy Ould-Chikh**

King Abdullah University of Science and Technology

**42** PUBLICATIONS **335** CITATIONS

[SEE PROFILE](#)



**Dmitrii Osadchii**

Delft University of Technology

**14** PUBLICATIONS **88** CITATIONS

[SEE PROFILE](#)

**Some of the authors of this publication are also working on these related projects:**



CADENCED [View project](#)



Fischer Tropsch Synthesis [View project](#)

## Metal-organic Framework-mediated Nitrogen-doped Carbon for CO<sub>2</sub> Electrochemical Reduction

Riming Wang, Xiaohui Sun, Samy Ould-Chikh, Dmitrii Osadchii, Fan Bai, Freek Kapteijn, and Jorge Gascon

*ACS Appl. Mater. Interfaces*, **Just Accepted Manuscript** • DOI: 10.1021/acsami.8b02226 • Publication Date (Web): 11 Apr 2018Downloaded from <http://pubs.acs.org> on April 13, 2018

### Just Accepted

“Just Accepted” manuscripts have been peer-reviewed and accepted for publication. They are posted online prior to technical editing, formatting for publication and author proofing. The American Chemical Society provides “Just Accepted” as a service to the research community to expedite the dissemination of scientific material as soon as possible after acceptance. “Just Accepted” manuscripts appear in full in PDF format accompanied by an HTML abstract. “Just Accepted” manuscripts have been fully peer reviewed, but should not be considered the official version of record. They are citable by the Digital Object Identifier (DOI®). “Just Accepted” is an optional service offered to authors. Therefore, the “Just Accepted” Web site may not include all articles that will be published in the journal. After a manuscript is technically edited and formatted, it will be removed from the “Just Accepted” Web site and published as an ASAP article. Note that technical editing may introduce minor changes to the manuscript text and/or graphics which could affect content, and all legal disclaimers and ethical guidelines that apply to the journal pertain. ACS cannot be held responsible for errors or consequences arising from the use of information contained in these “Just Accepted” manuscripts.

# Metal-organic Framework-mediated Nitrogen-doped Carbon for CO<sub>2</sub> Electrochemical Reduction

*Riming Wang,<sup>‡a</sup> Xiaohui Sun,<sup>‡a</sup> Samy Ould-Chikh,<sup>b</sup> Dmitrii Osadchii,<sup>a</sup> Fan Bai,<sup>a</sup> Freek Kapteijn,<sup>a</sup> and Jorge Gascon<sup>\*a,b</sup>*

a. Catalysis Engineering, Dept. of Chemical Engineering, Faculty of Applied Sciences, Delft

University of Technology, van der Maasweg 2629 HZ Delft, The Netherlands.

b. King Abdullah University of Science and Technology, KAUST Catalysis Center,

Advanced Catalytic Materials, Thuwal 23955, Saudi Arabia.

**ABSTRACT:** A Nitrogen-doped carbon was synthesized through the pyrolysis of the well-known metal-organic framework ZIF-8, followed by a subsequent acid treatment, and has been applied as catalyst in the electrochemical reduction of carbon dioxide. The resulting electrode shows Faradaic efficiencies to carbon monoxide as high as ~78%, with hydrogen being the only by-product. Pyrolysis temperature determines the amount and the accessibility of N species in the carbon electrode, in which pyridinic-N and quaternary-N species play key roles in the selective formation of carbon monoxide.

**KEYWORDS:** Nitrogen-doped carbon, electrocatalyst, ZIF-8, MOF-mediated synthesis, CO<sub>2</sub> electrochemical reduction

## 1. INTRODUCTION

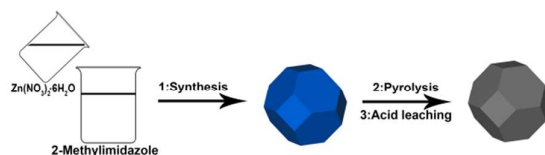
CO<sub>2</sub> concentration in the atmosphere has increased drastically since the first industrial revolution. The current CO<sub>2</sub> level is considered to have caused severe environmental problems,<sup>1</sup> increasing the need to find solutions both to revert CO<sub>2</sub> emissions and to utilize the CO<sub>2</sub> already present in the atmosphere. In both cases, valorization of CO<sub>2</sub> (as opposite to disposal or storage) may provide human kind with new routes for the production of important chemical commodities traditionally manufactured from oil. Several pathways have been proposed to utilize CO<sub>2</sub>,<sup>2</sup> such as CO<sub>2</sub> methanation,<sup>3-8</sup> reverse water gas shift,<sup>9-13</sup> CO<sub>2</sub> hydrogenation to hydrocarbons or alcohols,<sup>14-20</sup> CO<sub>2</sub> electrochemical reduction,<sup>21-26</sup> and CO<sub>2</sub> photocatalytic reduction,<sup>27</sup> *etc.* Among the above-mentioned CO<sub>2</sub> utilization methods, the electrochemical reduction of CO<sub>2</sub> seems to hold great promise in a more than likely future scenario with affordable green electricity at moderate prices. In such a scenario, it is highly desirable to selectively produce one single product, while the integration of CO<sub>2</sub> reduction products with existing chemo-catalytic technologies would be ideal. In this sense, the selective production of carbon monoxide is regarded as one of the most promising alternatives, CO being a very valuable intermediate in chemical synthesis.

Various electrocatalysts, including noble and earth-abundant metals and their coordination complexes, have been widely studied in CO<sub>2</sub> electroreduction reaction.<sup>28-29</sup> Copper is found to be active in direct synthesis of hydrocarbons and oxygenates from CO<sub>2</sub>.<sup>30</sup> Silver and gold electrodes are reported to selectively convert CO<sub>2</sub> to CO.<sup>31-32</sup> Nevertheless, their limited availability and proneness to poisoning to a large extent impede the practical applications. Hence, the exploration of alternative materials with high energy efficiency, selectivity, and durability remains challenging.

Recently, introduction of heteroatoms (*e.g.* N, S, P *etc.*) into the carbon structure has been reported to improve the chemical, electrical, and functional properties of carbon materials.<sup>33</sup>

For instance, a carbon nanotubes (CNTs) with N as dopant show a high efficiency in CO<sub>2</sub> reduction to CO, while the nitrogen-free CNTs only produce very little amount of CO. The high CO selectivity was later attributed to the presence of pyridinic-N and quaternary-N.<sup>34-35</sup> Zhang *et al.* also investigated the effect of N content in the N-doped CNTs on the catalytic activity in this reaction, and found an linear increase of the Faradaic efficiency toward formate with the N content.<sup>36</sup>

Metal-organic-frameworks (MOFs) have been shown to be excellent catalyst precursors.<sup>37-41</sup> The controlled thermal decomposition of MOFs in an inert atmosphere is a facile synthesis method to produce carbon materials with well-developed porosity.<sup>42-43</sup> In this study, a prototypical MOF, ZIF-8 with a nitrogen-rich organic linker, was chosen as a sacrificial template for the synthesis of N-doped carbon catalysts (NC-T, T referring the pyrolysis temperature). The synthesis involves high-temperature pyrolysis and a subsequent acid treatment (Scheme 1). The as-synthesized N-doped carbon samples were then used for CO<sub>2</sub> electrochemical reduction.



**Scheme 1.** Schematic illustration of the route to synthesize the NC-T catalysts. (1) Room temperature synthesis of ZIF-8 crystals. (2) Pyrolysis of the ZIF-8 crystals in N<sub>2</sub> at different temperatures. (3) Acid leaching to generate the NC-T catalysts.

## 2. EXPERIMENTAL SECTION

**2.1. Materials.** 2-Methylimidazole (MeIm, purity 99%), zinc nitrate hexahydrate (Zn(NO<sub>3</sub>)<sub>2</sub>·6H<sub>2</sub>O, >98%), zinc acetate dihydrate (Zn(OAc)<sub>2</sub>·2H<sub>2</sub>O, >98%) and methanol

(>99.8%) were purchased from Sigma-Aldrich Chemical Co. All the chemicals were used without further purification.

**2.2. Characterization techniques.** X-ray diffraction (XRD) measurements were conducted on a Bruker D8 Advance X-ray diffractometer equipped with a Co- $K\alpha$  radiation source ( $\lambda = 0.179026$  nm). Raman spectra were obtained with a commercial Renishaw in Via Reflex confocal microscope using a 532 nm laser, and measurements were performed without any pre-treatment of samples at ambient conditions. Thermogravimetric (TG) analyses were collected using a Mettler Toledo TGA/SDTA851e instrument. The experiments were carried out from 25 °C to 1000 °C with a ramp of 5 °C·min<sup>-1</sup> under a N<sub>2</sub> flow (100 mL·min<sup>-1</sup>). The N<sub>2</sub> adsorption-desorption isotherms were measured with a Micromeritics Tristar 3020 apparatus at 77 K. Scanning electron microscopy (SEM) analysis and the EDX element mapping were performed on a Nova Nano 630 scanning electron microscope manufactured by FEI Company. Transmission electron microscopy (TEM) analysis was carried out using a FEI Titan 80-300 ST transmission electron microscope operated at 300 kV. XPS spectra were measured on a K-alpha Thermo Fisher Scientific spectrometer using monochromatic Al- $K\alpha$  radiation at room temperature and pressure inside the analysis chamber of about 10<sup>-8</sup> mbar. The obtained spectra were calibrated by setting the main peak of carbon (*C1s*) line to the reference value of  $E_b = 284.8$  eV. Thermo Advantage software package was applied for spectra processing and analysis. The spectra were deconvoluted using a mixed Gauss-Lorentz function (20% Lorentzian contribution for *C1s*, *N1s*, and *O1s*, 30% for *Zn2p*). Scofield sensitivity factors were used for the quantitative analysis. TPP-2M method was applied to eliminate the difference in analysis depth for different photoelectron lines.

### 2.3. Catalysts synthesis

*2.3.1. Synthesis of ZIF-8.* ZIF-8 precursors were synthesized according to a previously reported method with some modification.<sup>44</sup> Typically, the metal precursor and organic linker

1  
2  
3 solutions were prepared by separately dissolving 2.933 g zinc nitrate hexahydrate and 6.489 g  
4  
5 2-methylimidazole into 200 mL methanol and kept under stirring for 15 min. The clear linker  
6  
7 solution was then rapidly mixed with the metal precursor solution and kept under magnetic  
8  
9 stirring at room temperature for 24 h. Afterwards, the bright white product was collected by  
10  
11 filtration, washed three times with methanol, and dried at 80 °C under vacuum.

12  
13 *2.3.2. Synthesis of MOF-5.* MOF-5 precursors were synthesized based on the previously  
14  
15 reported method with some modification.<sup>45</sup> In a typical synthesis, 5.065 g terephthalic acid  
16  
17 and 16.99 g zinc acetate dihydrate were dissolved in 400 mL and 500 mL DMF, respectively.  
18  
19 After stirring for 15 min, the zinc acetate solution was added to the organic linker solution,  
20  
21 and the mixture was stirred for another 2.5 h. The product was filtered and washed three times  
22  
23 with DMF. The final product was dried at 80 °C under vacuum.

24  
25 *2.3.3. Synthesis of NC-T and C-900.* For the preparation of NC-T, 1g ZIF-8 was pyrolyzed in  
26  
27 a ceramic crucible inside a tubular quartz reactor (approximately 1.0 m in length and 5.0 cm  
28  
29 in diameter) horizontally placed in a ceramic fiber oven (Carbolite, Sheffield). Nitrogen was  
30  
31 kept flushing through the reactor at a rate of 100 ml·min<sup>-1</sup> under 30 °C for 0.5 h,, followed by  
32  
33 further carbonization at different temperature for 4 h under the same N<sub>2</sub> flow. The set  
34  
35 temperature was reached at a ramp of 2 °C·min<sup>-1</sup>. The obtained black powders were further  
36  
37 immersed in 400 mL 0.5 M H<sub>2</sub>SO<sub>4</sub> solution for 24 h at 80 °C and then dried at 60 °C in a  
38  
39 vacuum oven for 24 h. These samples are denoted as 'NC-T', where T refers to the pyrolysis  
40  
41 temperature (T = 700, 800, 900 °C). For the synthesis of C-900, 1 g MOF-5 was pyrolyzed at  
42  
43 900 °C, washed in 0.5 M H<sub>2</sub>SO<sub>4</sub> solution, and dried under vacuum at the same conditions as  
44  
45 that of NC-900.

## 50 **2.4. Electrochemical performance**

51  
52 *2.4.1. Preparation of working electrode.* For preparation of the electrode, 50 mg catalyst was  
53  
54 weighed and suspended in a mixture of tetrahydrofuran (4 mL), Nafion solution (0.5 mL) and  
55  
56  
57  
58  
59  
60



1  
2  
3 isopropyl alcohol (4 mL). Then the mixture was kept in an ultrasonic bath for 2 h. The  
4 suspension was dropcasted onto a carbon cloth electrode with an area of 12.5 cm<sup>2</sup> (2.5 cm ×  
5 2.5 cm, both sides effective). The electrode was then dried overnight at 80 °C under vacuum.  
6  
7  
8  
9 The final catalyst loading of ~50 mg was confirmed by weighing the working electrode before  
10 and after dropcasting process, so the catalyst per area was ~4 mg/cm<sup>2</sup>.  
11

12  
13 *2.4.2. CO<sub>2</sub> electrochemical reduction performance.* CO<sub>2</sub> electroreduction experiments were  
14 performed in a continuous flow reactor as previously reported. The reactor was divided into  
15 two compartments, the anode and cathode compartment, by a proton-exchange membrane.  
16  
17 The anode compartment contained a counter electrode (Pt gauze), while the cathode electrode  
18 contained the working electrode and a reference electrode (Ag/AgCl electrode). Both  
19 compartments had a volume of 100 mL, and were filled with 85 mL electrolyte prior to the  
20 performance tests, leaving a headspace of 15 mL. CO<sub>2</sub> was then fed into the reactor by  
21 bubbling through the liquid with a flow rate of 100 mL·min<sup>-1</sup> until the electrolyte was  
22 saturated, after which the CO<sub>2</sub> flow was fixed at 10 ml·min<sup>-1</sup>. To start the controlled potential  
23 electrolysis, an operation potential was applied by a potentiostat (Autolab PGSTAT302N) in  
24 the range of -1.0 to -2.0 V vs Ag/AgCl. The cathode compartment was connected to an on-  
25 line gas chromatograph (Global Analyzer Solution Compact GC), and the on-line GC would  
26 be triggered every 24 min to analyze the gas product. All the experiments last 120 min. At the  
27 end of the electrocatalytic test, a liquid sample (~1 mL) was collected from the electrolyte  
28 solution for ultra-performance liquid chromatography (UPLC) measurement. After each  
29 experiment, the electrochemical reactor was cleaned with distilled water, and the proton-  
30 exchange membrane was immersed into 0.1 M H<sub>2</sub>SO<sub>4</sub> for regeneration.  
31  
32

33 Faradaic efficiency (FE) of the gas product was calculated based on the following equation:  
34

$$35 \quad FE = \frac{(n \times F \times v \times f)}{V_m \times j} \quad (1)$$

36  
37  
38  
39  
40  
41  
42  
43  
44  
45  
46  
47  
48  
49  
50  
51  
52  
53  
54  
55  
56 Where:  
57  
58  
59  
60

1  
2  
3  $n$ : the number of electrons consumed to produce one product molecule, for the product of  
4  
5 CO or H<sub>2</sub> ( $n=2$ ), while for the product of CH<sub>4</sub> ( $n=8$ );

6  
7  $v$ : the volume fraction of a certain gas product;

8  
9  $f$ : the overall gas flow rate (in the unit of m<sup>3</sup>s<sup>-1</sup>);

10  
11  $F$ : Faraday constant ( $F=96485\text{ C}\cdot\text{mol}^{-1}$ );

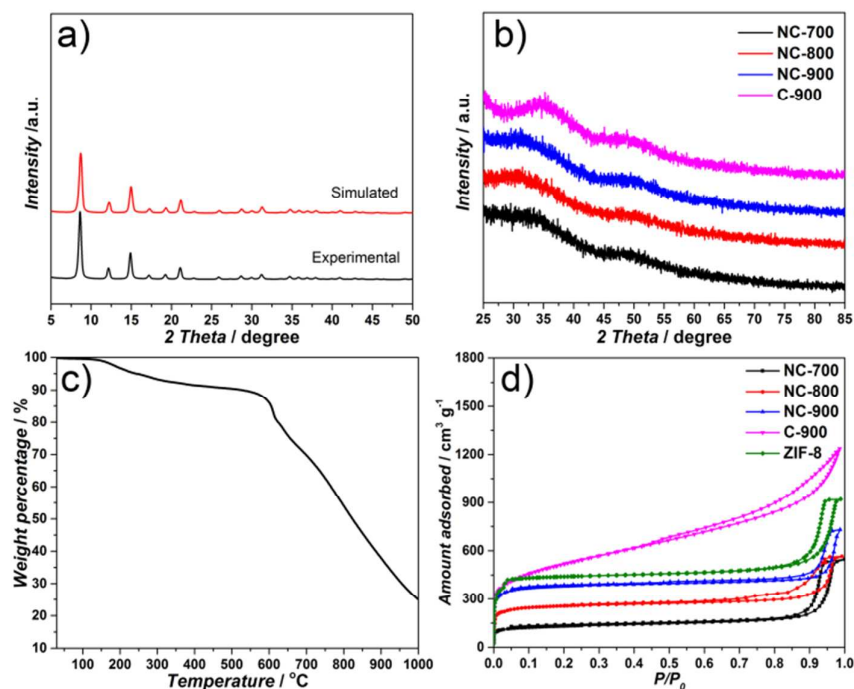
12  
13  $V_m$ : the molar volume constant at ambient pressure ( $V_m=0.024465\text{ m}^3\text{mol}^{-1}$ );

14  
15  
16  $j$ : steady-state cell current at each applied potential (in the unit of A).  
17  
18  
19

### 20 3. RESULTS AND DISCUSSION

#### 21 3.1. Synthesis and Structural Characterization.

22  
23  
24 ZIF-8 was synthesized by mixing methanolic solutions of zinc nitrate and MeIm (2-  
25 methylimidazole) at room temperature.<sup>44</sup> The powder X-ray diffraction (PXRD) pattern  
26 confirms the formation of pure crystalline ZIF-8 (Figure 1a).<sup>46</sup> After pyrolysis and a  
27 subsequent acid treatment, the characteristic peaks of ZIF-8 disappear, and two broad  
28 reflections positioned at  $2\theta = 30^\circ$  and  $50.5^\circ$  are observed in the N-doped carbon samples  
29 (Figure 1b), attributed to the (002) and (100) planes of the graphitic carbon, respectively.<sup>40,47</sup>  
30  
31  
32  
33  
34  
35  
36  
37  
38  
39  
40  
41  
42  
43  
44  
45  
46  
47  
48  
49  
50  
51  
52  
53  
54  
55  
56  
57  
58  
59  
60



**Figure 1.** XRD pattern of ZIF-8 (a) and carbon based samples (b); TG curve of ZIF-8 (c); N<sub>2</sub> sorption isotherms of the as-synthesized materials (d).


The graphitization degree of the carbon matrix in the N-doped carbon samples was analyzed by Raman spectroscopy (Figure S1). All the Raman spectra of NC-T exhibit the characteristic G and D bands of carbon at 1580 cm<sup>-1</sup> and 1350 cm<sup>-1</sup>, which are correlated to graphitic *sp*<sup>2</sup> carbon and disordered or defect carbon, respectively.<sup>39</sup> The Raman spectra exhibit an apparent correlation with pyrolysis temperature. The intensity ratio between G and D band ( $I_G/I_D$ ) is similar between NC-800 and NC-900, suggesting a comparable graphitization degree of the carbon matrix.<sup>48-49</sup> For the Raman spectrum of NC-700, a shoulder at 1500 cm<sup>-1</sup> can also be observed. This peak is likely to originate from the non-pyrolyzed imidazoles,<sup>50</sup> and leads to an overestimation of the  $I_G/I_D$  ratio. Indeed, the presence of non-pyrolyzed imidazoles in NC-700 can be further confirmed by thermogravimetric (TG) analysis (Figure 1c). In the TGA curve, a mass loss of ~ 10 wt.% can be observed until 600 °C, probably attributed to the release of moisture and residual MeIm molecules from the porosity of ZIF-8.<sup>46</sup> The sample mass then decreases sharply with elevating temperature, which can be ascribed to the

1  
2  
3 decomposition of the organic linker (MeIm) and the gradual evaporation of metallic zinc  
4 (boiling point of metallic Zn: 907 °C).<sup>51-52</sup>  
5

6  
7 The Brunauer-Emmett-Teller (BET) area ( $S_{BET}$ ) and pore volume ( $V_{pore}$ ) of ZIF-8 and NC-T  
8 samples were determined by N<sub>2</sub> adsorption-desorption isotherms at 77 K (Figure 1d), and the  
9 corresponding textural properties are summarized in Table S1. ZIF-8 with a high  $S_{BET}$  of 1752  
10 m<sup>2</sup>g<sup>-1</sup> and  $V_{pore}$  of 1.42 cm<sup>3</sup>g<sup>-1</sup>, exhibits a typical microporous structure with some  
11 intergranular mesoporosity, as concluded from the presence of hysteresis loop above  $P/P_0 \approx$   
12 0.8.<sup>53</sup> After pyrolysis and acid leaching, the  $S_{BET}$  and  $V_{pore}$  of NC-T samples decrease  
13 drastically, attributed to the collapse of the well-defined microporous structure of ZIF-8  
14 during the pyrolysis process. Besides, an apparent dependence between surface area and pore  
15 volume with pyrolysis temperature can be observed in NC-T samples. Specifically, NC-900  
16 sample exhibits the highest  $S_{BET}$  and micropore volume ( $V_{micro}$ ), but the lowest mesopore  
17 volume ( $V_{meso}$ ) among all NC-T samples, suggesting that a higher pyrolysis temperature can  
18 remove more organic residuals from the pores but lead to more agglomeration of carbon  
19 nanoparticles.<sup>49</sup>  
20  
21  
22  
23  
24  
25  
26  
27  
28  
29  
30  
31  
32  
33  
34

35 The morphology of the synthesized materials was studied using electron microscopy.  
36 Transmission electron microscopy (TEM) image (Figure 2a) of the as-prepared ZIF-8 exhibits  
37 a typical rhombic dodecahedral shape with a size of 30-50 nm. The corresponding energy-  
38 dispersive X-ray spectroscopy (EDX) element mapping images (Figure S2a-d) demonstrate  
39 the homogeneous dispersion of carbon, nitrogen, and zinc throughout the ZIF-8 crystal. After  
40 high-temperature pyrolysis and acid treatment, highly dispersed C, N, and Zn EDX-signals in  
41 the pyrolyzed NC-T samples can be detected (Figure S2e-p). The absence of any observable  
42 zinc (oxide) nanoparticles in the carbon matrix of the as-synthesized NC-T samples are  
43 further verified by TEM analysis (Figure 2b-d), indicating that the acid treatment is sufficient  
44 to remove all zinc (oxide) nanoparticles from these nitrogen-doped carbon samples. In  
45  
46  
47  
48  
49  
50  
51  
52  
53  
54  
55  
56  
57  
58  
59  
60

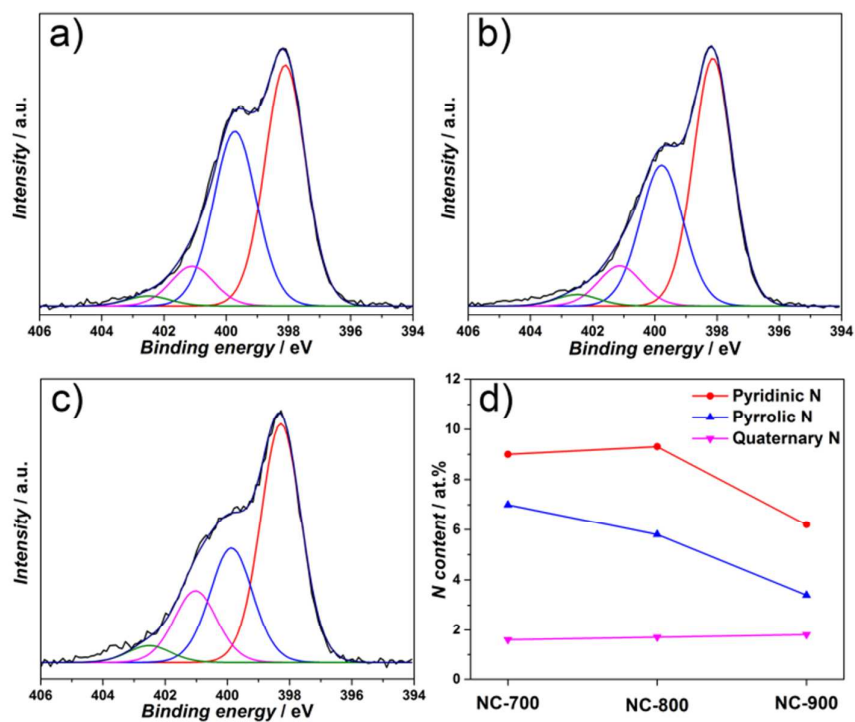
1  
2  
3 addition, some large pores are observed in the NC-T samples (e.g. the yellow circle in Figure  
4  
5 2b), attributed to the presence of voids between nanoparticles, in line with the N<sub>2</sub> sorption  
6  
7 results.



8  
9  
10  
11  
12  
13  
14  
15  
16  
17  
18  
19  
20  
21  
22  
23  
24  
25  
26  
27  
28  
29  
30  
31  
32  
33  
34  
35  
36  
37 **Figure 2.** TEM images of ZIF-8 (a), NC-700 (b), NC-800 (c), and NC-900 (d).

38  
39  
40 The as synthesized precursors and catalysts were further characterized by means of X-ray  
41 photoelectron spectroscopy (XPS). The XPS survey spectra clearly demonstrate the presence  
42 of C, N, O, and some Zn in the structure of all the samples (Figure S3 a,b and Table S2). XPS  
43 survey spectra indicate that these NC-T samples exhibit similar oxygen and zinc contents, and  
44 the presence of the *O1s* signal can be attributed to the oxidation of the carbon surface after  
45 exposure to the air together with the subsequent acid leaching. The similar Zn contents of NC-  
46 T samples detected by XPS analysis further confirm that the acid leaching easily removes  
47 those Zn (oxide) nanoparticles in the carbon porosity, while the remaining Zn signals in all  
48  
49  
50  
51  
52  
53  
54  
55  
56  
57  
58  
59  
60

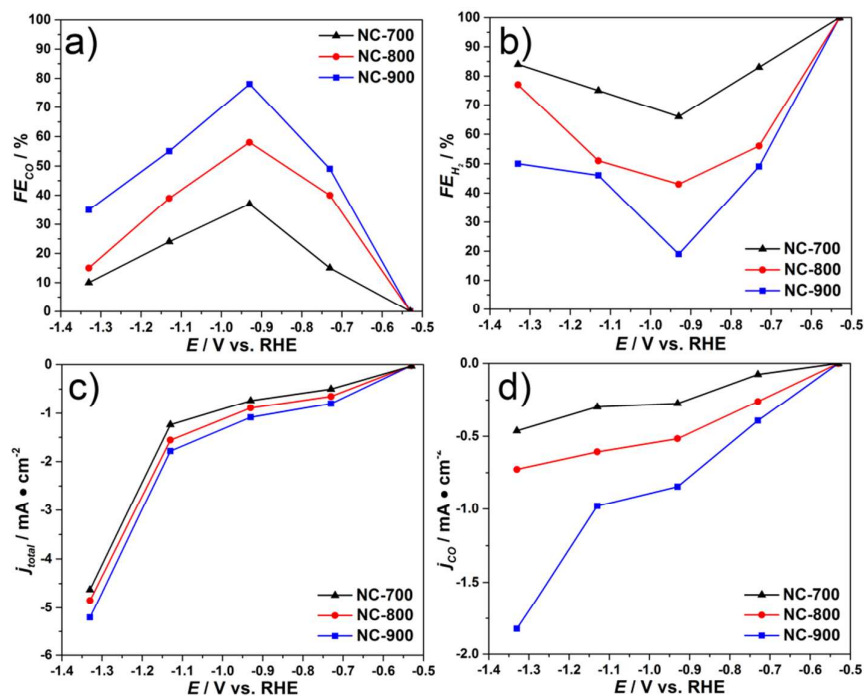
these NC-T samples have been proven by Wang *et al.* to be porphyrin-like Zn ( $\text{Zn-N}_x$ ) with high resistance against acid leaching.<sup>54</sup>  $\text{N1s}$  signals of NC-T samples can be deconvoluted into four types of nitrogen species with binding energy around 398.3 eV, 399.9 eV, 401.2 eV, and 402.5 eV, which can be attributed to pyridinic-N, pyrrolic-N, quaternary-N, and oxidized-N, respectively,<sup>55</sup> as shown in Figure 3a-c. We speculate that, upon pyrolysis, N atoms in the pentagonal ring of the original imidazole units are mostly converted into pyridinic-, pyrrolic-, and quaternary-N species. The percentage of each N species is calculated from XPS analysis and included in Figure 3d and Table S2. Obviously, the NC-T sample synthesized at a higher pyrolysis temperature contains a lower overall N content, which can be attributed to the removal of some relatively unstable N species such as pyridinic and/or pyrrolic-N at high temperature, consistent with previous reports.<sup>55-56</sup> Pyridinic-N dominates in all NC-T samples, and the NC-800 sample has the highest pyridinic-N content of 9.3 %.



**Figure 3.**  $\text{N1s}$  XPS region spectra of (a) NC-700, (b) NC-800, and (c) NC-900; (d) N species distribution in NC-900.

### 3.2. Catalysis

The performance of the N-doped carbon catalysts in the electrocatalytic reduction of carbon dioxide was evaluated in 0.1 M  $\text{KHCO}_3$  solution saturated with  $\text{CO}_2$  under controlled potential electrolysis. No liquid-phase products could be detected during the reaction by ultra-performance-liquid chromatography (UPLC), and the gas products were analyzed by an online gas chromatography (GC). As shown in Figure 4a and b, CO and  $\text{H}_2$  are the only detectable reduction products over the whole potential range, except at -1.33 V vs. RHE (reversible hydrogen electrode), where some  $\text{CH}_4$  is produced (Figure S4). When the Faradaic efficiency (FE) of CO ( $\text{FE}_{\text{CO}}$ ) is plotted as a function of the potential in the range of -0.53 to -1.33 V vs. RHE, a volcano-like curve is obtained, with an optimum at -0.93 V vs. RHE for all these N-doped carbon samples. At the same time, the  $\text{FE}_{\text{CO}}$  of NC-T samples depends on the pyrolysis temperature, and the N-doped carbon pyrolyzed at a higher temperature exhibits a higher  $\text{FE}_{\text{CO}}$ , with NC-900 showing the highest  $\text{FE}_{\text{CO}}$  of ~78% at -0.93 V vs. RHE, which is comparable to the data reported recently from nitrogen-doped carbon catalysts (Table S3).<sup>34-36,57-63</sup> The FE of  $\text{H}_2$  ( $\text{FE}_{\text{H}_2}$ ) exhibits the opposite trend to  $\text{FE}_{\text{CO}}$ , indicating that the electroreduction of  $\text{CO}_2$  reaction competes with the hydrogen evolution reaction (HER) in aqueous solutions, which can also be proven by the linear sweep voltammetry (LSV) analysis (Figure S5).<sup>58</sup> Figure 4c and d show the total current density ( $j_{\text{total}}$ ) and partial current density to CO ( $j_{\text{CO}}$ ) for the N-doped carbon samples within the potential range from -0.53 to -1.33 V vs. RHE. NC-900 exhibits the highest  $j_{\text{total}}$  and  $j_{\text{CO}}$  among these catalysts. The electrocatalytic stability of the NC-900 sample in  $\text{CO}_2$  reduction is as well evaluated by constant potential electrolysis of  $\text{CO}_2$  (Figure S6a). At an applied potential of -0.93 V vs. RHE, the NC-900 sample exhibits a stable current density of  $-1.1 \text{ mA cm}^{-2}$  and  $\text{FE}_{\text{CO}}$  of ~80 % during 120 min reaction time, without obvious deactivation.



**Figure 4.** CO<sub>2</sub> electrochemical reduction performance of NC-T samples. (a) Faradaic efficiency to CO, (b) Faradaic efficiency to H<sub>2</sub>, (c) Total current density, and (d) Partial CO current density.

To probe the origin of the CO<sub>2</sub> reduction catalytic activity obtained with the NC-900 sample, a carbon material (C-900) was also prepared by pyrolysis of MOF-5 ([Zn<sub>4</sub>O(bdc)<sub>3</sub>], bdc = benzene-1,4-dicarboxylate),<sup>43</sup> followed by acid leaching under the same conditions as NC-900. As expected, C, O, and Zn signals but no N species can be detected in the XPS survey spectrum of C-900 (Figure S3 and Table S2). Although C-900 exhibits a higher  $S_{BET}$  than that of NC-900 (Figure 1d and Table S1), it shows a  $FE_{CO}$  as low as ~2%, along with a poor current density of -0.6 mA cm<sup>-2</sup> at -0.93 V vs. RHE (Figure S6b). This result indicates that the presence of N in the carbon structure significantly improves the activity for CO<sub>2</sub> electroreduction. It has been reported that pyridinic-N and quaternary-N species in the carbon matrix can facilitate the transfer of a proton-electron pair to CO<sub>2</sub>, thereby lowering the energy barrier for the production of COOH\*, an intermediate for CO formation, resulting in a high catalytic activity, while the pyrrolic-N plays a less important role in this process.<sup>34-35</sup>



1  
2  
3 Unexpectedly, NC-800 is less active although it has a higher total content of pyridinic-N and  
4 quaternary-N than NC-900. On one hand, zinc-porphyrin complex ( $\text{Zn-N}_x$ ) indeed was  
5 reported to preferably produce hydrogen under a similar electrochemical measurement  
6 condition,<sup>64</sup> however, since NC-900 and NC-800 exhibit similar Zn contents, as proven by  
7 XPS analysis, the lower activity of NC-800 cannot be simply attributed to the presence of  
8 these Zn species. On the other hand, NC-800 and NC-900 samples also show similar  
9 graphitization degrees according to Raman measurement. Thus, we attribute the lower activity  
10 of NC-800 mainly to the lower  $S_{BET}$  of NC-800, which probably impedes the accessibility of  
11 active sites during  $\text{CO}_2$  electroreduction process.  
12  
13  
14  
15  
16  
17  
18  
19  
20  
21  
22  
23

#### 24 4. CONCLUSIONS

25  
26 We propose a facile route for the preparation of nitrogen-doped carbon materials via  
27 pyrolysis of ZIF-8 and a subsequent acid treatment. In  $\text{CO}_2$  electroreduction, these N-doped  
28 carbon samples are up to 78% selective to CO formation, the higher pyrolysis temperature the  
29 better catalytic performance. The high activity can be attributed to the presence of a large  
30 amount of pyridinic-N and quaternary-N species in the carbon structure, which are known to  
31 lower the energy barrier for the formation of  $\text{COOH}^*$ , an intermediate to produce CO. In  
32 addition, the well-developed porosity further promotes the activity by making more active  
33 sites accessible.  
34  
35  
36  
37  
38  
39  
40  
41  
42  
43  
44

#### 45 ASSOCIATED CONTENT

46  
47  
48 **Supporting Information.** Figures of catalyst structural characterization, including Raman,  
49 SEM-EDX, XPS. Summary of  $\text{N}_2$ -physisorption and XPS data. Additional  $\text{CO}_2$   
50 electroreduction performance. This material is available free of charge via the Internet at  
51 <http://pubs.acs.org>.  
52  
53  
54  
55  
56  
57  
58  
59  
60

1  
2  
3 AUTHOR INFORMATION4  
5 **Corresponding Author**6  
7 \* To whom correspondence should be addressed.8  
9  
10 E-mail: jorge.gascon@kaust.edu.sa.11  
12  
13  
14 **Author Contributions**15  
16 ‡R. Wang and X. Sun contributed equally to this work.17  
18  
19 **Notes**20  
21 The authors declare no competing financial interest.22  
23  
24  
25 **ACKNOWLEDGMENT**26  
27 The authors would like to thank China Scholarship Council (CSC) for the financial support.28  
29  
30 **REFERENCES**31  
32 (1) Princiotta, F. T. Global climate change - the technology challenge. *Wit Trans Ecol Envir*  
33 **2007**, *101*, 533-551, DOI: 10.2495/Air070531.34  
35  
36  
37 (2) Kondratenko, E. V.; Mul, G.; Baltrusaitis, J.; Larrazabal, G. O.; Perez-Ramirez, J. Status  
38 and perspectives of CO<sub>2</sub> conversion into fuels and chemicals by catalytic, photocatalytic and  
39 electrocatalytic processes. *Energ Environ Sci* **2013**, *6* (11), 3112-3135, DOI:  
40 10.1039/c3ee41272e.41  
42  
43  
44  
45  
46  
47 (3) Du, G. A.; Lim, S.; Yang, Y. H.; Wang, C.; Pfefferle, L.; Haller, G. L. Methanation of  
48 carbon dioxide on Ni-incorporated MCM-41 catalysts: The influence of catalyst pretreatment  
49 and study of steady-state reaction. *Journal of Catalysis* **2007**, *249* (2), 370-379.50  
51  
52  
53  
54 (4) Park, J. N.; McFarland, E. W. A highly dispersed Pd-Mg/SiO<sub>2</sub> catalyst active for  
55 methanation of CO<sub>2</sub>. *Journal of Catalysis* **2009**, *266* (1), 92-97.

1  
2  
3 (5) Sharma, S.; Hu, Z. P.; Zhang, P.; McFarland, E. W.; Metiu, H. CO<sub>2</sub> methanation on Ru-  
4 doped ceria. *Journal of Catalysis* **2011**, *278* (2), 297-309.

7  
8 (6) Shin, H. H.; Lu, L.; Yang, Z.; Kiely, C. J.; McIntosh, S. Cobalt Catalysts Decorated with  
9 Platinum Atoms Supported on Barium Zirconate Provide Enhanced Activity and Selectivity  
10 for CO<sub>2</sub> Methanation. *Acs Catal* **2016**, *6* (5), 2811-2818.

14  
15 (7) Wang, F.; He, S.; Chen, H.; Wang, B.; Zheng, L.; Wei, M.; Evans, D. G.; Duan, X.  
16 Active Site Dependent Reaction Mechanism over Ru/CeO<sub>2</sub> Catalyst toward CO<sub>2</sub>  
17 Methanation. *J Am Chem Soc* **2016**, *138* (19), 6298-6305.

21  
22 (8) Wang, W.; Wang, S.; Ma, X.; Gong, J. Recent advances in catalytic hydrogenation of  
23 carbon dioxide. *Chem Soc Rev* **2011**, *40* (7), 3703-3727.

26  
27 (9) Bustamante, F.; Enick, R. M.; Cugini, A. V.; Killmeyer, R. P.; Howard, B. H.;  
28 Rothenberger, K. S.; Ciocco, M. V.; Morreale, B. D. High-temperature kinetics of the  
29 homogeneous reverse water-gas shift reaction. *Aiche Journal* **2004**, *50* (5), 1028-1041.

33  
34 (10) Daza, Y. A.; Kent, R. A.; Yung, M. M.; Kuhn, J. N. Carbon Dioxide Conversion by  
35 Reverse Water-Gas Shift Chemical Looping on Perovskite-Type Oxides. *Ind Eng Chem Res*  
36 **2014**, *53* (14), 5828-5837.

39  
40 (11) Dietz, L.; Piccinin, S.; Maestri, M. Mechanistic Insights into CO<sub>2</sub> Activation via  
41 Reverse Water–Gas Shift on Metal Surfaces. *The Journal of Physical Chemistry C* **2015**, *119*  
42 (9), 4959-4966.

45  
46 (12) Upadhye, A. A.; Ro, I.; Zeng, X.; Kim, H. J.; Tejedor, I.; Anderson, M. A.; Dumesic, J.  
47 A.; Huber, G. W. Plasmon-enhanced reverse water gas shift reaction over oxide supported Au  
48 catalysts. *Catalysis Science & Technology* **2015**, *5* (5), 2590-2601.

1  
2  
3 (13) Wang, L. H.; Liu, H.; Liu, Y.; Chen, Y.; Yang, S. Q. Effect of precipitants on Ni-CeO<sub>2</sub>  
4 catalysts prepared by a co-precipitation method for the reverse water-gas shift reaction.  
5 *Journal of Rare Earths* **2013**, *31* (10), 969-974.  
6  
7

8  
9  
10 (14) Centi, G.; Perathoner, S. Opportunities and prospects in the chemical recycling of  
11 carbon dioxide to fuels. *Catal Today* **2009**, *148* (3-4), 191-205.  
12  
13

14  
15 (15) Iablokov, V.; Beaumont, S. K.; Alayoglu, S.; Pushkarev, V. V.; Specht, C.; Gao, J.;  
16 Alivisatos, A. P.; Kruse, N.; Somorjai, G. A. Size-controlled model Co nanoparticle catalysts  
17 for CO<sub>2</sub> hydrogenation: synthesis, characterization, and catalytic reactions. *Nano Lett* **2012**,  
18 *12* (6), 3091-3096.  
19  
20  
21  
22

23  
24 (16) Owen, R. E.; Mattia, D.; Plucinski, P.; Jones, M. D. Kinetics of CO<sub>2</sub> Hydrogenation to  
25 Hydrocarbons over Iron-Silica Catalysts. *Chemphyschem* **2017**, *18* (22), 3211-3218.  
26  
27  
28

29  
30 (17) Rungtaweivoranit, B.; Baek, J.; Araujo, J. R.; Archanjo, B. S.; Choi, K. M.; Yaghi, O.  
31 M.; Somorjai, G. A. Copper Nanocrystals Encapsulated in Zr-based Metal-Organic  
32 Frameworks for Highly Selective CO<sub>2</sub> Hydrogenation to Methanol. *Nano Lett* **2016**, *16* (12),  
33 7645-7649.  
34  
35  
36  
37

38  
39 (18) Saeidi, S.; Amin, N. A. S.; Rahimpour, M. R. Hydrogenation of CO<sub>2</sub> to value-added  
40 products-A review and potential future developments. *Journal of CO<sub>2</sub> Utilization* **2014**, *5*, 66-  
41 81.  
42  
43  
44

45  
46 (19) Sathawong, R.; Koizumi, N.; Song, C.; Prasassarakich, P. Comparative Study on CO<sub>2</sub>  
47 Hydrogenation to Higher Hydrocarbons over Fe-Based Bimetallic Catalysts. *Top Catal* **2013**,  
48 *57* (6-9), 588-594.  
49  
50  
51

52  
53 (20) Xie, C.; Chen, C.; Yu, Y.; Su, J.; Li, Y.; Somorjai, G. A.; Yang, P. Tandem Catalysis  
54 for CO<sub>2</sub> Hydrogenation to C<sub>2</sub>-C<sub>4</sub> Hydrocarbons. *Nano Lett* **2017**, *17* (6), 3798-3802.  
55  
56  
57

1  
2  
3 (21) Ganesh, I. Electrochemical conversion of carbon dioxide into renewable fuel chemicals  
4 - The role of nanomaterials and the commercialization. *Renew Sust Energ Rev* **2016**, *59*,  
5 1269-1297.  
6  
7

8  
9  
10 (22) Lu, Q.; Jiao, F. Electrochemical CO<sub>2</sub> reduction: Electrocatalyst, reaction mechanism,  
11 and process engineering. *Nano Energy* **2016**, *29*, 439-456.  
12  
13

14  
15 (23) Pletcher, D. The cathodic reduction of carbon dioxide—What can it realistically  
16 achieve? A mini review. *Electrochem Commun* **2015**, *61*, 97-101.  
17  
18

19  
20 (24) Sastre, F.; Munoz-Batista, M. J.; Kubacka, A.; Fernandez-Garcia, M.; Smith, W. A.;  
21 Kapteijn, F.; Makkee, M.; Gascon, J. Efficient Electrochemical Production of Syngas from  
22 CO<sub>2</sub> and H<sub>2</sub>O by using a Nanostructured Ag/g-C<sub>3</sub>N<sub>4</sub> Catalyst. *Chemelectrochem* **2016**, *3* (9),  
23 1497-1502.  
24  
25  
26  
27

28  
29 (25) Whipple, D. T.; Kenis, P. J. A. Prospects of CO<sub>2</sub> Utilization via Direct Heterogeneous  
30 Electrochemical Reduction. *J Phys Chem Lett* **2010**, *1* (24), 3451-3458.  
31  
32  
33

34  
35 (26) Zhao, C.; Dai, X.; Yao, T.; Chen, W.; Wang, X.; Wang, J.; Yang, J.; Wei, S.; Wu, Y.;  
36 Li, Y. Ionic Exchange of Metal-Organic Frameworks to Access Single Nickel Sites for  
37 Efficient Electroreduction of CO<sub>2</sub>. *J Am Chem Soc* **2017**, *139* (24), 8078-8081.  
38  
39  
40

41  
42 (27) Thampi, K. R.; Kiwi, J.; Gratzel, M. Methanation and Photo-Methanation of Carbon-  
43 Dioxide at Room-Temperature and Atmospheric-Pressure. *Nature* **1987**, *327* (6122), 506-508.  
44  
45

46  
47 (28) Costentin, C.; Robert, M.; Saveant, J. M. Catalysis of the electrochemical reduction of  
48 carbon dioxide. *Chem Soc Rev* **2013**, *42* (6), 2423-2436.  
49  
50

51  
52 (29) Qiao, J.; Liu, Y.; Hong, F.; Zhang, J. A review of catalysts for the electroreduction of  
53 carbon dioxide to produce low-carbon fuels. *Chem Soc Rev* **2014**, *43* (2), 631-675.  
54  
55  
56  
57

1  
2  
3 (30) Ma, M.; Djanashvili, K.; Smith, W. A. Controllable Hydrocarbon Formation from the  
4 Electrochemical Reduction of CO<sub>2</sub> over Cu Nanowire Arrays. *Angewandte Chemie* **2016**, *55*  
5 (23), 6680-6684.  
6  
7

8  
9  
10 (31) Back, S.; Kim, J. H.; Kim, Y. T.; Jung, Y. Bifunctional Interface of Au and Cu for  
11 Improved CO<sub>2</sub> Electroreduction. *ACS Appl Mater Interfaces* **2016**, *8* (35), 23022-23027.  
12  
13

14  
15 (32) Ma, M.; Trzesniewski, B. J.; Xie, J.; Smith, W. A. Selective and Efficient Reduction of  
16 Carbon Dioxide to Carbon Monoxide on Oxide-Derived Nanostructured Silver  
17 Electrocatalysts. *Angewandte Chemie* **2016**, *55* (33), 9748-9752.  
18  
19

20  
21  
22 (33) Liu, Y.; Chen, S.; Quan, X.; Yu, H. Efficient Electrochemical Reduction of Carbon  
23 Dioxide to Acetate on Nitrogen-Doped Nanodiamond. *Journal of the American Chemical*  
24 *Society* **2015**, *137* (36), 11631-11636.  
25  
26  
27

28  
29  
30 (34) Wu, J.; Yadav, R. M.; Liu, M.; Sharma, P. P.; Tiwary, C. S.; Ma, L.; Zou, X.; Zhou,  
31 X.-D.; Yakobson, B. I.; Lou, J.; Ajayan, P. M. Achieving Highly Efficient, Selective, and  
32 Stable CO<sub>2</sub> Reduction on Nitrogen-Doped Carbon Nanotubes. *ACS Nano* **2015**, *9* (5), 5364-  
33 5371.  
34  
35  
36  
37

38  
39 (35) Sharma, P. P.; Wu, J.; Yadav, R. M.; Liu, M.; Wright, C. J.; Tiwary, C. S.; Yakobson,  
40 B. I.; Lou, J.; Ajayan, P. M.; Zhou, X.-D. Nitrogen-Doped Carbon Nanotube Arrays for High-  
41 Efficiency Electrochemical Reduction of CO<sub>2</sub>: On the Understanding of Defects, Defect  
42 Density, and Selectivity. *Angewandte Chemie International Edition* **2015**, *54* (46), 13701-  
43 13705.  
44  
45  
46  
47  
48

49  
50 (36) Zhang, S.; Kang, P.; Ubnoske, S.; Brennaman, M. K.; Song, N.; House, R. L.; Glass, J.  
51 T.; Meyer, T. J. Polyethylenimine-Enhanced Electrocatalytic Reduction of CO<sub>2</sub> to Formate at  
52  
53  
54  
55  
56  
57  
58  
59  
60

1  
2 Nitrogen-Doped Carbon Nanomaterials. *Journal of the American Chemical Society* **2014**, *136*  
3  
4  
5 (22), 7845-7848.  
6

7  
8 (37) Oar-Arteta, L.; Wezendonk, T.; Sun, X. H.; Kapteijn, F.; Gascon, J. Metal organic  
9  
10 frameworks as precursors for the manufacture of advanced catalytic materials. *Materials*  
11  
12 *Chemistry Frontiers* **2017**, *1* (9), 1709-1745.  
13

14  
15 (38) Santos, V. P.; Wezendonk, T. A.; Jaen, J. J.; Dugulan, A. I.; Nasalevich, M. A.; Islam,  
16  
17 H. U.; Chojecki, A.; Sartipi, S.; Sun, X.; Hakeem, A. A.; Koeken, A. C.; Ruitenbeek, M.;  
18  
19 Davidian, T.; Meima, G. R.; Sankar, G.; Kapteijn, F.; Makkee, M.; Gascon, J. Metal organic  
20  
21 framework-mediated synthesis of highly active and stable Fischer-Tropsch catalysts. *Nat*  
22  
23 *Commun* **2015**, *6*, 6451.  
24

25  
26 (39) Sun, X.; Olivos-Suarez, A. I.; Oar-Arteta, L.; Rozhko, E.; Osadchii, D.; Bavykina, A.;  
27  
28 Kapteijn, F.; Gascon, J. Metal-Organic Framework Mediated Cobalt/Nitrogen-Doped Carbon  
29  
30 Hybrids as Efficient and Chemoselective Catalysts for the Hydrogenation of Nitroarenes.  
31  
32 *Chemcatchem* **2017**, *9* (10), 1854-1862.  
33

34  
35 (40) Sun, X.; Olivos-Suarez, A. I.; Osadchii, D.; Romero, M. J. V.; Kapteijn, F.; Gascon, J.  
36  
37 Single cobalt sites in mesoporous N-doped carbon matrix for selective catalytic hydrogenation  
38  
39 of nitroarenes. *Journal of Catalysis* **2018**, *357*, 20-28.  
40  
41

42  
43 (41) Sun, X.; Suarez, A. I. O.; Meijerink, M.; van Deelen, T.; Ould-Chikh, S.; Zecevic, J.;  
44  
45 de Jong, K. P.; Kapteijn, F.; Gascon, J. Manufacture of highly loaded silica-supported cobalt  
46  
47 Fischer-Tropsch catalysts from a metal organic framework. *Nat Commun* **2017**, *8* (1), 1680.  
48

49  
50 (42) Zhang, L.; Su, Z.; Jiang, F.; Yang, L.; Qian, J.; Zhou, Y.; Li, W.; Hong, M. Highly  
51  
52 graphitized nitrogen-doped porous carbon nanopolyhedra derived from ZIF-8 nanocrystals as  
53  
54 efficient electrocatalysts for oxygen reduction reactions. *Nanoscale* **2014**, *6* (12), 6590-6602.  
55  
56

1  
2  
3 (43) Liu, B.; Shioyama, H.; Akita, T.; Xu, Q. Metal-organic framework as a template for  
4 porous carbon synthesis. *J Am Chem Soc* **2008**, *130* (16), 5390-5391.

6  
7  
8 (44) Venna, S. R.; Jasinski, J. B.; Carreon, M. A. Structural evolution of zeolitic  
9 imidazolate framework-8. *J Am Chem Soc* **2010**, *132* (51), 18030-18033.

11  
12  
13 (45) Tranchemontagne, D. J.; Hunt, J. R.; Yaghi, O. M. Room temperature synthesis of  
14 metal-organic frameworks: MOF-5, MOF-74, MOF-177, MOF-199, and IRMOF-0.  
15 *Tetrahedron* **2008**, *64* (36), 8553-8557.

17  
18  
19  
20 (46) Park, K. S.; Ni, Z.; Cote, A. P.; Choi, J. Y.; Huang, R.; Uribe-Romo, F. J.; Chae, H. K.;  
21 O'Keeffe, M.; Yaghi, O. M. Exceptional chemical and thermal stability of zeolitic imidazolate  
22 frameworks. *Proceedings of the National Academy of Sciences of the United States of*  
23 *America* **2006**, *103* (27), 10186-10191.

25  
26  
27  
28  
29 (47) Fei, H.; Dong, J.; Arellano-Jimenez, M. J.; Ye, G.; Dong Kim, N.; Samuel, E. L.; Peng,  
30 Z.; Zhu, Z.; Qin, F.; Bao, J.; Yacaman, M. J.; Ajayan, P. M.; Chen, D.; Tour, J. M. Atomic  
31 cobalt on nitrogen-doped graphene for hydrogen generation. *Nat Commun* **2015**, *6*, 8668.

32  
33  
34  
35  
36  
37 (48) Deng, J.; Ren, P.; Deng, D.; Bao, X. Enhanced electron penetration through an  
38 ultrathin graphene layer for highly efficient catalysis of the hydrogen evolution reaction.  
39 *Angewandte Chemie* **2015**, *54* (7), 2100-2104.

40  
41  
42  
43  
44 (49) Chaikittisilp, W.; Hu, M.; Wang, H.; Huang, H.-S.; Fujita, T.; Wu, K. C. W.; Chen, L.-  
45 C.; Yamauchi, Y.; Ariga, K. Nanoporous carbons through direct carbonization of a zeolitic  
46 imidazolate framework for supercapacitor electrodes. *Chemical Communications* **2012**, *48*  
47 (58), 7259-7261.

48  
49  
50  
51  
52  
53 (50) Carter, D. A.; Pemberton, J. E. Raman spectroscopy and vibrational assignments of 1-  
54 and 2-methylimidazole. *J Raman Spectrosc* **1997**, *28* (12), 939-946.



1  
2  
3 (51) Zhong, H. X.; Wang, J.; Zhang, Y. W.; Xu, W. L.; Xing, W.; Xu, D.; Zhang, Y. F.;  
4 Zhang, X. B. ZIF-8 derived graphene-based nitrogen-doped porous carbon sheets as highly  
5 efficient and durable oxygen reduction electrocatalysts. *Angewandte Chemie* **2014**, *53* (51),  
6 14235-14239.

7  
8  
9  
10  
11 (52) Torad, N. L.; Hu, M.; Kamachi, Y.; Takai, K.; Imura, M.; Naito, M.; Yamauchi, Y.  
12 Facile synthesis of nanoporous carbons with controlled particle sizes by direct carbonization  
13 of monodispersed ZIF-8 crystals. *Chem Commun (Camb)* **2013**, *49* (25), 2521-2523.

14  
15  
16 (53) Xia, B. Y.; Yan, Y.; Li, N.; Wu, H. B.; Lou, X. W.; Wang, X. A metal–organic  
17 framework-derived bifunctional oxygen electrocatalyst. *Nat Energy* **2016**, *1*, 15006.

18  
19  
20 (54) Wang, S.; Shang, L.; Li, L.; Yu, Y.; Chi, C.; Wang, K.; Zhang, J.; Shi, R.; Shen, H.;  
21 Waterhouse, G. I.; Liu, S.; Tian, J.; Zhang, T.; Liu, H. Metal-Organic-Framework-Derived  
22 Mesoporous Carbon Nanospheres Containing Porphyrin-Like Metal Centers for Conformal  
23 Phototherapy. *Adv Mater* **2016**, *28* (38), 8379-8387.

24  
25  
26 (55) Wu, J.; Liu, M.; Sharma, P. P.; Yadav, R. M.; Ma, L.; Yang, Y.; Zou, X.; Zhou, X. D.;  
27 Vajtai, R.; Yakobson, B. I.; Lou, J.; Ajayan, P. M. Incorporation of Nitrogen Defects for  
28 Efficient Reduction of CO<sub>2</sub> via Two-Electron Pathway on Three-Dimensional Graphene  
29 Foam. *Nano Lett* **2016**, *16* (1), 466-470.

30  
31  
32 (56) Arrigo, R.; Havecker, M.; Schlogl, R.; Su, D. S. Dynamic surface rearrangement and  
33 thermal stability of nitrogen functional groups on carbon nanotubes. *Chem Commun (Camb)*  
34 **2008**, (40), 4891-4893.

35  
36  
37 (57) Guo, Y.; Yang, H. J.; Zhou, X.; Liu, K. L.; Zhang, C.; Zhou, Z. Y.; Wang, C.; Lin, W.  
38 B. Electrocatalytic reduction of CO<sub>2</sub> to CO with 100% faradaic efficiency by using pyrolyzed  
39  
40  
41  
42

1  
2  
3 zeolitic imidazolate frameworks supported on carbon nanotube networks. *J Mater Chem A*  
4  
5 **2017**, *5* (47), 24867-24873.

6  
7  
8 (58) Wang, H.; Jia, J.; Song, P. F.; Wang, Q.; Li, D. B.; Min, S. X.; Qian, C. X.; Wang, L.;  
9  
10 Li, Y. F.; Ma, C.; Wu, T.; Yuan, J. Y.; Antonietti, M.; Ozin, G. A. Efficient Electrocatalytic  
11  
12 Reduction of CO<sub>2</sub> by Nitrogen-Doped Nanoporous Carbon/Carbon Nanotube Membranes: A  
13  
14 Step Towards the Electrochemical CO<sub>2</sub> Refinery. *Angew Chem Int Edit* **2017**, *56* (27), 7847-  
15  
16 7852.

17  
18  
19 (59) Xu, J.; Kan, Y.; Huang, R.; Zhang, B.; Wang, B.; Wu, K. H.; Lin, Y.; Sun, X.; Li, Q.;  
20  
21 Centi, G.; Su, D. Revealing the Origin of Activity in Nitrogen-Doped Nanocarbons towards  
22  
23 Electrocatalytic Reduction of Carbon Dioxide. *ChemSusChem* **2016**, *9* (10), 1085-1089.

24  
25  
26 (60) Kumar, B.; Asadi, M.; Pisasale, D.; Sinha-Ray, S.; Rosen, B. A.; Haasch, R.; Abiade,  
27  
28 J.; Yarin, A. L.; Salehi-Khojin, A. Renewable and metal-free carbon nanofibre catalysts for  
29  
30 carbon dioxide reduction. *Nature Communications* **2013**, *4*, 2819.

31  
32  
33 (61) Lu, X.; Tan, T. H.; Ng, Y. H.; Amal, R. Highly Selective and Stable Reduction of CO<sub>2</sub>  
34  
35 to CO by a Graphitic Carbon Nitride/Carbon Nanotube Composite Electrocatalyst. *Chemistry*  
36  
37 **2016**, *22* (34), 11991-11996.

38  
39  
40 (62) Jhong, H. M.; Tornow, C. E.; Smid, B.; Gewirth, A. A.; Lyth, S. M.; Kenis, P. J. A  
41  
42 Nitrogen-Doped Carbon Catalyst for Electrochemical CO<sub>2</sub> Conversion to CO with High  
43  
44 Selectivity and Current Density. *ChemSusChem* **2017**, *10* (6), 1094-1099.

45  
46  
47 (63) Li, W.; Seredych, M.; Rodriguez-Castellon, E.; Bandosz, T. J. Metal-free Nanoporous  
48  
49 Carbon as a Catalyst for Electrochemical Reduction of CO<sub>2</sub> to CO and CH<sub>4</sub>. *ChemSusChem*  
50  
51 **2016**, *9* (6), 606-616.  
52  
53  
54  
55  
56  
57  
58  
59  
60

1  
2  
3 (64) Weng, Z.; Jiang, J.; Wu, Y.; Wu, Z.; Guo, X.; Materna, K. L.; Liu, W.; Batista, V. S.;  
4 Brudvig, G. W.; Wang, H. Electrochemical CO<sub>2</sub> Reduction to Hydrocarbons on a  
5 Heterogeneous Molecular Cu Catalyst in Aqueous Solution. *Journal of the American*  
6 *Chemical Society* **2016**, *138* (26), 8076-8079.  
7  
8  
9  
10  
11  
12  
13  
14  
15  
16  
17  
18  
19  
20  
21  
22  
23  
24  
25  
26  
27  
28  
29  
30  
31  
32  
33  
34  
35  
36  
37  
38  
39  
40  
41  
42  
43  
44  
45  
46  
47  
48  
49  
50  
51  
52  
53  
54  
55  
56  
57  
58  
59  
60

Insert Table of Contents artwork here

