

Accurate Free Energies of Aqueous Electrolyte Solutions from Molecular Simulations with Non-polarizable Force Fields

Habibi, P.; Polat, H.M.; Blazquez, Samuel; Vega, Carlos; Dey, P.; Vlugt, T.J.H.; Moulτος, O.

DOI

[10.1021/acs.jpcclett.4c00428](https://doi.org/10.1021/acs.jpcclett.4c00428)

Publication date

2024

Document Version

Final published version

Published in

The Journal of Physical Chemistry Letters

Citation (APA)

Habibi, P., Polat, H. M., Blazquez, S., Vega, C., Dey, P., Vlugt, T. J. H., & Moulτος, O. (2024). Accurate Free Energies of Aqueous Electrolyte Solutions from Molecular Simulations with Non-polarizable Force Fields. *The Journal of Physical Chemistry Letters*, 15(16), 4477-4485. <https://doi.org/10.1021/acs.jpcclett.4c00428>

Important note

To cite this publication, please use the final published version (if applicable). Please check the document version above.

Copyright

Other than for strictly personal use, it is not permitted to download, forward or distribute the text or part of it, without the consent of the author(s) and/or copyright holder(s), unless the work is under an open content license such as Creative Commons.

Takedown policy

Please contact us and provide details if you believe this document breaches copyrights. We will remove access to the work immediately and investigate your claim.

Accurate Free Energies of Aqueous Electrolyte Solutions from Molecular Simulations with Non-polarizable Force Fields

Parsa Habibi, H. Mert Polat, Samuel Blazquez, Carlos Vega, Poulumi Dey, Thijs J. H. Vlucht, and Othonas A. Moultos*



Cite This: *J. Phys. Chem. Lett.* 2024, 15, 4477–4485



Read Online

ACCESS |



Metrics & More

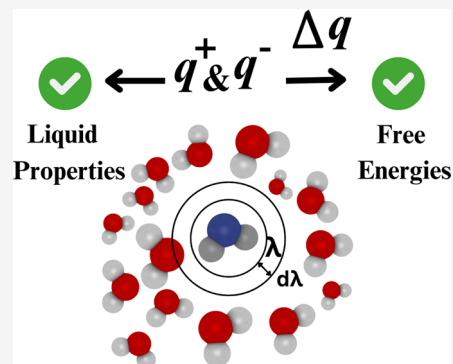


Article Recommendations



Supporting Information

ABSTRACT: Non-polarizable force fields fail to accurately predict free energies of aqueous electrolytes without compromising the predictive ability for densities and transport properties. A new approach is presented in which (1) TIP4P/2005 water and scaled charge force fields are used to describe the interactions in the liquid phase and (2) an additional Effective Charge Surface (ECS) is used to compute free energies at zero additional computational expense. The ECS is obtained using a single temperature-independent charge scaling parameter per species. Thereby, the chemical potential of water and the free energies of hydration of various aqueous salts (e.g., NaCl and LiCl) are accurately described (deviations less than 5% from experiments), in sharp contrast to calculations where the ECS is omitted (deviations larger than 20%). This approach enables accurate predictions of free energies of aqueous electrolyte solutions using non-polarizable force fields, without compromising liquid-phase properties.



Accurate modeling of vapor–liquid equilibria (VLE) of aqueous electrolyte systems is crucial for a variety of applications, such as wastewater treatment,¹ water electrolysis,^{2–4} and biomedical applications.^{5,6} Modeling aqueous electrolytes is a significant challenge as a result of long-range electrostatic interactions that make solutions highly non-ideal.^{7,8} Significant efforts are made to develop analytical models [equations of state (EOS)] for aqueous electrolytes.^{9–13} Although these models are computationally efficient, they rely on existing thermophysical data for parametrization and do not offer atomistic insight.^{8,13} Molecular simulation is a powerful tool for atomistic modeling and predicting thermodynamic and transport properties of aqueous electrolyte solutions at different temperatures, pressures, and electrolyte concentrations.^{14–17} The accuracy of molecular simulations depends upon the potential energy surface (PES) that is used to compute the interactions between different species.^{18–21} The PES of aqueous electrolyte solutions can be computed from *ab initio* calculations or semi-empirical force fields.^{19,20,22}

For this purpose, many classical force fields for water have been developed.^{23–29} TIP4P/2005²³ is a computationally efficient and popular water force field, which accurately predicts many properties of water, such as the shear viscosity, diffusivity, density, temperature of maximum density, and surface tension, despite being rigid and non-polarizable.^{15,21,23,30} Clearly, the effective interactions of TIP4P/2005 (dictated by the relative energy differences in the PES¹⁸) in the liquid phase are well-described.^{18,30} Despite this, the TIP4P/2005 force field does not yield accurate predictions of the VLE of water, because predictions for vaporization

enthalpies and saturated vapor pressures are poor.^{29,31,32} Describing the VLE of water requires accurate modeling of (1) effective interactions between water molecules and (2) the excess chemical potential (with respect to the ideal gas reference state) of the liquid phase (μ_w^{ex})²⁹ (dictated by the absolute value of the PES¹⁸), because the coexistent pressures have an exponential dependency upon μ_w^{ex} .³³ TIP4P/2005 consistently underestimates μ_w^{ex} compared to experiments (e.g., by ca. 10% at 300 K), resulting in a significant underestimation of experimental saturated vapor pressures (by a factor of ca. 4 at 300 K).²⁹ The second virial coefficients of TIP4P/2005 are also inaccurate compared to experimental data.^{34,35}

Rigid non-polarizable water force fields that accurately capture experimental μ_w^{ex} and the vaporization enthalpy of water, e.g., SPC,²⁴ TIP4P,²³ and TIP4P/ μ ^{29,36} (defined in the Supporting Information of ref 29), poorly predict other important properties of the liquid phase (e.g., transport properties) compared to TIP4P/2005.^{18,23,24,29,36} It becomes clear that modeling both transport properties of water and μ_w^{ex} is not possible using available non-polarizable force fields.^{18,24} Already in 1987, Berendsen et al.²⁴ discussed this issue: to obtain effective interactions between water molecules in the

Received: February 9, 2024

Revised: April 11, 2024

Accepted: April 12, 2024

Published: April 18, 2024



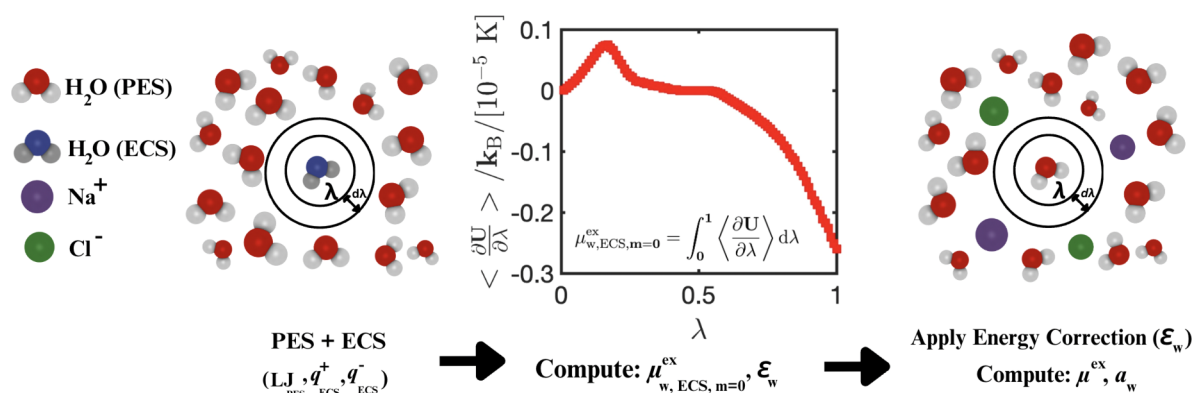


Figure 1. Schematic representation of the workflow used in this work.^{48,49,51} Excess chemical potentials (with respect to the ideal gas reference state) are computed using the BRICK-CFCMC software.^{51,52} The details for computing excess chemical potentials are discussed in the [Supporting Information](#). The excess chemical potential of pure water ($\mu_{w,ECS,m=0}^{\text{ex}}$) at various temperatures (300–500 K) is computed using a single fractional molecule of water, with the same LJ parameters and geometry as TIP4P/2005 but with different temperature-independent charges (i.e., q_{ECS}^+ and q_{ECS}^-). The computed ($\mu_{w,ECS,m=0}^{\text{ex}}$) value is used to construct a temperature-dependent free energy correction (ϵ_w) with which μ_w^{ex} of water at different salt concentrations can be computed.

liquid phase (thereby capturing experimental transport properties), the absolute value of the charges in the water force field needs to be enhanced to account for the polarization energy of water (i.e., “the missing term” in non-polarizable force fields mentioned in the title of the famous paper by Berendsen and co-workers²⁴). Explicitly accounting for “the missing term” in non-polarizable force fields automatically results in an overestimation of the heat of vaporization and, hence, poor predictions of the VLE of water.^{18,24,31} Some polarizable force fields (e.g., BK3²⁵ and HBP²⁶) capture the VLE of water without compromising the transport properties of the liquid phase but at the cost of higher complexity, significantly higher computational time (usually by a factor of ca. 3–10),^{26,31,37,38} and lack of transferability.^{25,26,38} Therefore, non-polarizable force fields will likely remain popular for large-scale classical molecular simulations.

On the basis of TIP4P/2005 water, different force fields for salts (e.g., NaCl, KCl, and KOH) have been developed.^{14,36,39–41} The charges of ion force fields are commonly scaled down (usually by a factor of 0.85⁴⁰ or 0.75^{14,41})^{42,43} to account for the effective charge screening that occurs in the aqueous medium.^{40,42} Charge scaling follows from the Electronic Continuum Correction and accounts for polarizability of ions in a mean-field way.^{42,43} Using the “scaled charge” force fields of Madrid-2019⁴⁰ (scaled charges of +0.85/−0.85), Madrid-Transport (scaled charges of +0.75/−0.75),⁴¹ and the Delft Force Field of OH[−] (DFF/OH[−])¹⁴ (scaled charge of −0.75), many of the properties of aqueous NaCl, KCl, NaOH, and KOH solutions, such as densities, viscosities, and interfacial tensions, and their temperature dependence can be accurately computed.^{14,16,17,40,41} Force fields with integer charges of ions (e.g., +1/−1 for Na⁺/Cl[−]), such as the Joung–Cheatham force field,⁴⁴ significantly overestimate the change in liquid-phase viscosities and ion diffusivities in concentrated solutions (i.e., close to the solubility limit) with respect to the pure solvents.⁴⁰ The infinite dilution free energies of hydration of salts can be accurately captured using available integer charge force fields, whereas scaled charge force fields of ions deviate by ca. 20–30% compared to experiments.^{45,46}

Recently, Han et al.³⁰ have successfully simulated the dielectric constant of water using non-polarizable force fields.

This study shows that the charges used in TIP4P/2005 water should only be used to model the PES, from which effective interactions between molecules are computed, and a different set of charges (derived from quantum mechanical simulations) should be used to model the dipole moment of the aqueous system, from which the dielectric constant is computed.^{17,30} Similarly, Blazquez et al.¹⁷ reproduced the experimental electrical conductivities of aqueous NaCl and KCl solutions up to the solubility limit (1) using non-polarizable scaled charge force fields to describe the PES of ions and (2) using integer charges to compute the dipole moment of the aqueous solution from which electrical conductivities are calculated.

Here, we introduce a new approach to accurately compute free energies of aqueous electrolyte solutions using non-polarizable force fields without compromising the predictive ability for transport and thermodynamic properties of the liquid phase. The PES is modeled using the TIP4P/2005²³ force field and the Madrid-2019⁴⁰ scaled charge ions, whereas a different set of charges, hereafter referred to as the effective charge surface (ECS), is used to compute excess chemical potentials in the liquid phase. The ECS corrects for the effect of both polarization energy (i.e., “the missing term” of Berendsen et al.²⁴) and charge scaling^{42,43} on the computed free energies. We show that, using an ECS trained for TIP4P/2005²³ water at 350 K, the experimental excess chemical potential of water along the liquid–vapor coexistence line can be reproduced within ca. 1% at a temperature range of 300–500 K, thereby yielding accurate predictions for the saturated vapor pressures. Similarly, a single-parameter ECS trained on the free energy of hydration of Madrid-2019 NaCl in water at 298 K corrects the free energies of hydration for the Madrid-2019 family of both mono- and divalent salts, such as LiCl, KCl, MgCl₂, and CaCl₂, with ca. 5% accuracy from the experimental data of Marcus.⁴⁷ On the basis of the computed excess chemical potential of pure water using the ECS, we correct the excess chemical potentials of water/salt mixtures by applying a free energy correction to the partition function of the system. Using this, we compute liquid/vapor coexistence densities of the water/NaCl system at 350 K up to 6 mol of NaCl/kg of water. Our simulations show excellent agreement (within error bars) with experiments, in sharp contrast to

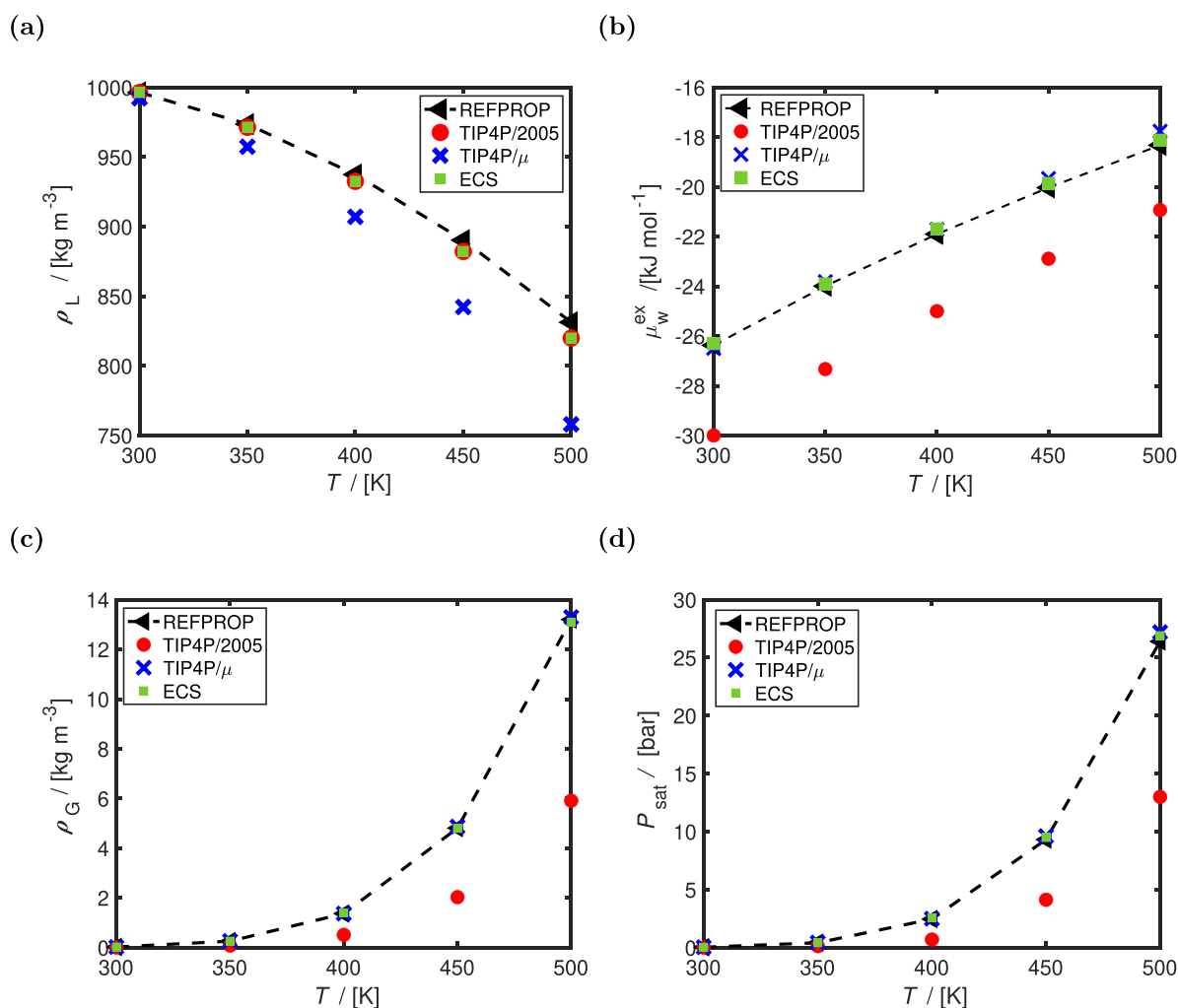


Figure 2. Computed (a) liquid densities (ρ_L), (b) liquid-phase excess chemical potentials (μ_w^{ex}), and (c) gas densities (ρ_G) as functions of temperature T along the vapor–liquid coexistence line of H_2O . In panel (d), the saturated vapor pressure (P_{sat}) of H_2O on the vapor–liquid coexistence line is shown as a function of T . The computed results using the ECS developed in this work are compared to the results of the TIP4P/2005²³ and TIP4P/ μ ²⁹ water force fields and the experimental data obtained from REFPROP.^{54,55} For TIP4P/2005²³ and TIP4P/ μ , the results provided in ref 29 are used for the values of ρ_L and μ_w^{ex} .

simulations that do not have this correction (e.g., ca. a factor of 4 deviation for saturated vapor densities at 350 K).

The workflow of our method is shown in Figure 1. Continuous fractional component Monte Carlo (CFCMC)^{48–50} simulations in the isobaric–isothermal (NPT) ensemble are performed to simulate pure water and aqueous electrolyte solutions [i.e., $\text{NaCl}(\text{aq})$, $\text{KCl}(\text{aq})$, $\text{MgCl}_2(\text{aq})$, and $\text{CaCl}_2(\text{aq})$] using the BRICK-CFCMC open source software.^{51,52} We define charge-neutral “fractional groups”, which contain one or more ions or molecules.⁵¹ For water, the fractional group contains a single molecule of water. For salts, it contains all ions in the molecule (e.g., for MgCl_2 , the fractional group consists of one Mg^{2+} and two Cl^- ions). These molecules or ions have their interactions modified by the order parameter λ . At $\lambda = 0$, the molecules/ions in the fractional group behave as ideal gas particles, and at $\lambda = 1$, the fractional group fully interacts with the surrounding. Sampling of the λ space is performed in CFCMC simulations. Details of CFCMC simulations can be found in the Supporting Information and in refs 48 and 51. We first simulate pure water in the absence of ions. With the exception of the single fractional molecule, all water molecules interact via the TIP4P/

2005²³ force field. The fractional H_2O molecule is a new species (i.e., ECS-TIP4P/2005 with parameters listed in Table S1 of the Supporting Information) with the Lennard-Jones (LJ) parameters and geometry of TIP4P/2005 but with a different set of charges (i.e., q_{ECS}^+ for the charge on H atoms and q_{ECS}^- for the charge on the M site, which are obtained by multiplying the charges of TIP4P/2005 by a factor of 0.965). This ensures that bulk properties of liquid water (i.e., densities and transport properties) are computed using the TIP4P/2005 water force field, while the ECS charges are used when sampling the λ space and calculating the excess chemical potential of pure water ($\mu_{w,\text{ECS},m=0}^{\text{ex}}$; i.e., at the molality of the salt, $m = 0$ mol of salt/kg of water). To compute the excess chemical potential of water at finite salt concentrations, $\mu_{w,\text{ECS},m=0}^{\text{ex}}$ is used to compute a free energy correction (ε_w) for water

$$\varepsilon_w = \mu_{w,\text{ECS},m=0}^{\text{ex}} - \mu_{w,\text{PES},m=0}^{\text{ex}} \quad (1)$$

where $\mu_{w,\text{PES},m=0}^{\text{ex}}$ refers to the excess chemical potential of pure water computed using the PES charges (i.e., TIP4P/2005). ε_w depends only upon the temperature (T) because it is calculated along the liquid branch of the vapor–liquid

coexistence curve (i.e., when evaluating eq 1, the pressure, P , should be fixed to the saturated vapor pressure). ε_w is applied as a background energy in the isolated molecule partition function of water and changes the partition function (Q_{NPT}) of the system (here shown for the isobaric–isothermal ensemble)

$$Q_{NPT} = \frac{P}{k_B T} \left(\prod_i^{n_i} \frac{q_{0,i}^{N_i}}{N_i! \Lambda_i^{3N}} \right) \int dV V^N \exp \left[\frac{-PV}{k_B T} \right] \int ds^N \exp \left[\frac{-U(\mathbf{s}^N) + \sum_i^{n_i} N_i \varepsilon_i}{k_B T} \right] \quad (2)$$

where V , N , \mathbf{s}^N , k_B , Λ_i , and n_i refer to the system volume, total number of molecules, scaled coordinate vector of all molecules, Boltzmann constant, thermal wavelength of species i , and total number of species types, respectively. $q_{0,i}$, N_i , and ε_i refer to isolated molecular partition functions (excluding the translation part), the number of molecules of species i , and the free energy correction for species i , respectively. The derivation of eq 2 after applying the free energy correction ε_i to the isolated molecule partition function of species i is shown in the Supporting Information. ε_i is not a function of V and \mathbf{s}^N , and therefore, it does not influence the density, virial pressure, liquid structure, or transport properties at a given temperature or pressure. The chemical potential of species i (μ_i) can be computed using

$$\mu_i = -k_B T \left(\frac{\partial \ln(Q_{NPT})}{\partial N_i} \right)_{T,P,N_{j \neq i}} = \mu_i^{\text{id}} + \mu_{i,\text{PES}}^{\text{ex}} + \varepsilon_i \quad (3)$$

where μ_i^{id} is the ideal gas contribution and $\mu_{i,\text{PES}}^{\text{ex}}$ is the excess chemical potential computed from the PES. The chemical potential, μ_i , at $m = 0$ is shifted to equal the values obtained using the ECS. After the free energy correction is applied, the charges of TIP4P/2005²³ can be used to compute excess chemical potentials at finite salt concentrations, because changes in the chemical potential as a function of m can be computed accurately using the PES.³⁹ Activities ($a_w = \gamma_w x_w$, where γ_w and x_w refer to the activity coefficient and mole fraction of water, respectively) of water at different molalities of salts are computed using⁵³

$$a_w = \frac{\langle \rho_{w,m} \rangle}{\langle \rho_{w,m=0} \rangle} \exp \left[\frac{(\mu_{w,\text{PES},m}^{\text{ex}} + \varepsilon_w) - (\mu_{w,\text{PES},m=0}^{\text{ex}} + \varepsilon_w)}{k_B T} \right] = \frac{\langle \rho_{w,m} \rangle}{\langle \rho_{w,m=0} \rangle} \exp \left[\frac{\mu_{w,\text{PES},m}^{\text{ex}} - \mu_{w,\text{PES},m=0}^{\text{ex}}}{k_B T} \right] \quad (4)$$

where $\langle \rho_{w,m=0} \rangle$ and $\langle \rho_{w,m} \rangle$ are the ensemble averaged number densities of water at molalities m and 0, respectively. $\mu_{w,\text{PES},m}^{\text{ex}}$ is the excess chemical potential of water computed using the PES at a molality m .⁵³ ε_w does not depend upon m (at constant T), therefore, ε_w cancels out for all m (as shown in eq 4) when computing a_w (i.e., a_w only depends upon the PES).

The ECS approach is used to correct the excess chemical potential of TIP4P/2005²³ water. Panels (a) and (b) of Figure 2 show the computed liquid densities and excess chemical potentials of water at the simulated vapor–liquid coexistence line at 300–500 K for TIP4P/2005,²³ TIP4P/ μ ,²⁹ and the ECS approach of this work. As shown in panels (a) and (b) of

Figure 2, TIP4P/2005²³ accurately predicts the liquid densities at coexistence, but it overestimates the attractive electrostatic interactions of water, leading to lower excess chemical potentials (and higher vaporization enthalpies).¹⁸ The overestimation of attractive electrostatic interactions is required to obtain correct intermolecular interactions, because polarization of water can then be modeled in a mean-field way as described by Vega¹⁸ and Berendsen et al.²⁴

At 300 K, the excess chemical potential of TIP4P/2005²³ water in the liquid phase is -30.0 kJ/mol,²⁹ while the experimental value is -26.37 kJ/mol (REFPROP, version 10,⁵⁴ computed on the basis of IAPWS-95⁵⁵). This underprediction of the excess chemical potentials for TIP4P/2005²³ leads to a saturated vapor pressure that is ca. 4 times smaller than the experimental value at 300 K.^{29,54,55} Saturated vapor pressures (P_{sat}) are related to the excess chemical potential of liquid water using^{33,56}

$$P_{\text{sat}} = \frac{k_B T \rho_L}{\phi_w} \exp \left[\frac{\mu_w^{\text{ex}}}{k_B T} \right] \quad (5)$$

where ϕ_w is the fugacity coefficient of water vapor at a given T and P_{sat} . Equation 5 can be solved iteratively to obtain consistent P_{sat} and ϕ_w . The derivation of eq 5 and the iterative scheme for a multicomponent mixture are discussed in section S2 of the Supporting Information. When P_{sat} is calculated using eq 5, it is assumed that the liquid phase is incompressible (i.e., ρ_L and μ_w^{ex} computed in the liquid phase are not influenced by the pressure in the range of 1–50 bar). The TIP4P/2005 force field cannot accurately model the virial coefficient of water in the gas phase,^{34,35} and hence, it does not correctly describe deviations from the ideal gas behavior, leading to an inaccurate relation between T , P_{sat} , and ϕ_w . The relation between T , P_{sat} , and ϕ_w is obtained from the Peng–Robinson EOS^{57,58} for water vapor, from which the saturated vapor densities (ρ_G) follow for the ECS approach, TIP4P/2005,²³ and TIP4P/ μ . For TIP4P/2005²³ and TIP4P/ μ , the results provided in ref 29 are used for ρ_L and μ_w^{ex} .

The TIP4P/ μ force field²⁹ accurately describes the excess chemical potentials of liquid water (and thereby the saturated vapor pressures and densities), yet it underestimates the liquid densities at $T > 300$ K (as shown in Figure 2) because it cannot correctly capture the interactions between liquid water molecules. This also explains the ca. 30% lower viscosities for TIP4P/ μ at 298 K and 1 bar compared to experiments.³⁶ Using the ECS approach for TIP4P/2005, we accurately model the excess chemical potentials of pure liquid water compared to experiments for a wide temperature range (i.e., 300–500 K). The ECS charges are computed by multiplying the charges of TIP4P/2005²³ by a temperature-independent charge scaling parameter equal to 0.965. This charge scaling parameter is obtained by fitting only the simulated excess chemical potential of liquid water at 350 K to the experimental value. As shown in Figure 2, the ECS approach leads to accurate modeling of the VLE of pure water without compromising liquid-phase densities and at the same computational expense as TIP4P/2005. The heat of vaporization computed using the ECS at 298 K and 1 bar is 45 ± 2 kJ mol⁻¹ (obtained as explained in section S1 of the Supporting Information) and has a much closer agreement with experiments (44.01 kJ mol⁻¹)⁵⁹ than the TIP4P/2005 force field (i.e., 50.2 kJ mol⁻¹).⁵⁹

After obtaining the infinite dilution excess chemical potentials of water using the ECS, we computed the free

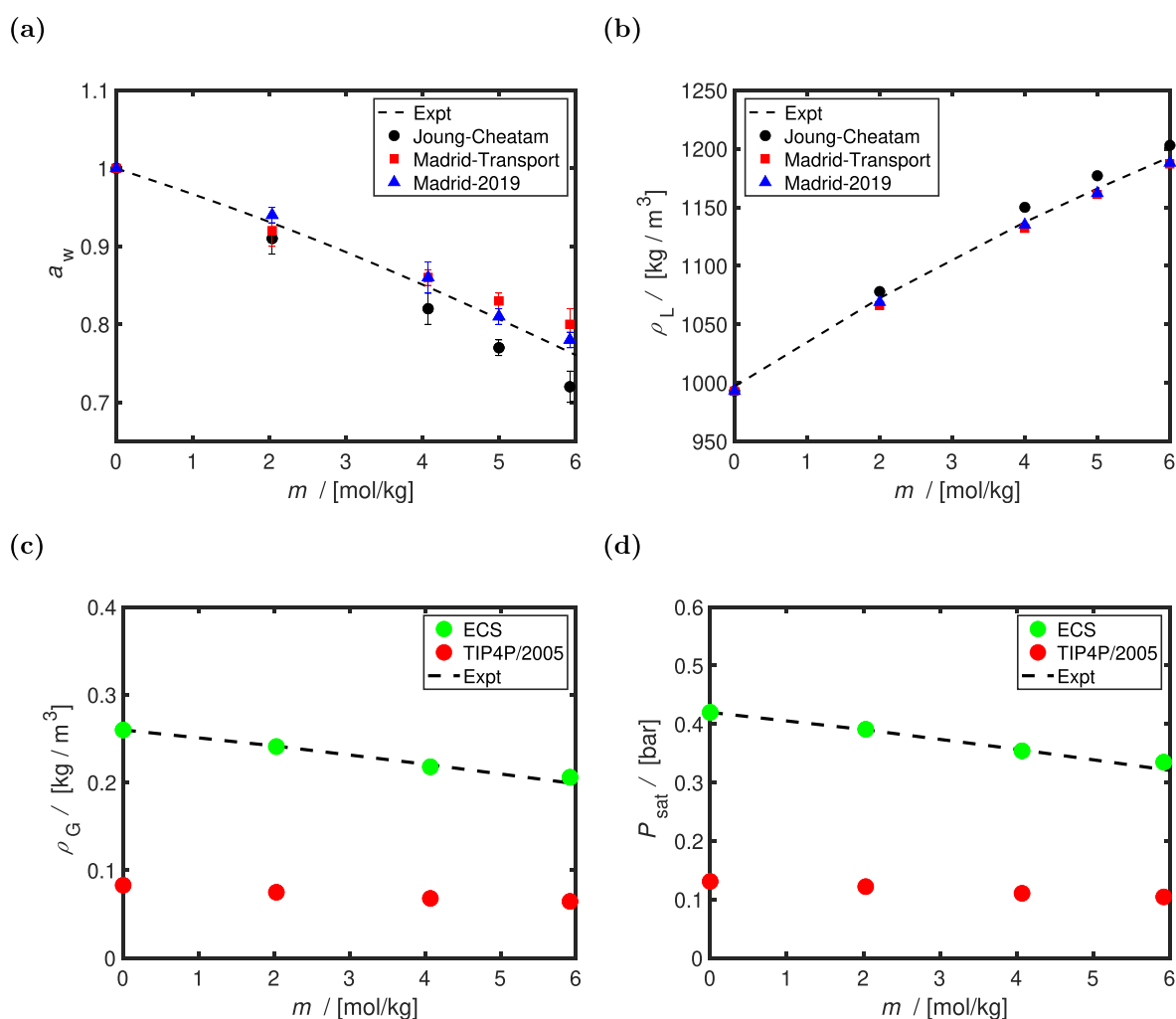


Figure 3. Computed (a) activities of water (a_w) and (b) liquid densities (ρ_L) at 298 K and 1 bar as a function of molality (m , in units of mol of NaCl/kg of water). The Madrid-2019,⁴⁰ Madrid-Transport,⁴¹ and Joung–Cheatam⁴⁴ NaCl force fields are combined with the TIP4P/2005²³ water force field. The experimental correlation of Tang et al.⁶⁰ is used for the activities of water at 298 K, and the experimental correlation of Laliberté and Cooper⁶¹ is used for the densities. Computed coexistence: (c) vapor densities (ρ_G) and (d) saturated vapor pressures (P_{sat}) of water at 350 K as a function of m . The liquid densities and excess chemical potentials used to calculate ρ_G and P_{sat} from eq 5 are computed at 1 bar. The ECS approach combined with TIP4P/2005²³ water and Madrid-2019 NaCl force fields are used to compute ρ_G , and the results are compared to the data of Clarke and Glew.⁶² The computed coexistence vapor densities of TIP4P/2005 and Madrid-2019 NaCl force fields without the ECS approach are shown for comparison in panel (c).

energy correction (ε_w) for TIP4P/2005 as a function of the temperature. ε_w is fitted as a linear function temperature using

$$\varepsilon_w = \mu_{w,\text{ECS},m=0}^{\text{ex}} - \mu_{w,\text{PES},m=0}^{\text{ex}} = A_0 + A_1 T \quad (6)$$

where A_0 (5.00 kJ mol⁻¹) and A_1 (-4.36×10^{-3} kJ mol⁻¹ K⁻¹) are the fitting parameters. Equation 6 provides an excellent fit for ε_w (within the error bars), as shown in Figure S2 of the Supporting Information.

Panels (a) and (b) of Figure 3 show the computed water activities and densities for TIP4P/2005²³ combined with the Madrid-2019,⁴⁰ Madrid-Transport,⁴¹ and the Joung–Cheatam⁴⁴ NaCl force fields at 298 K and 1 bar. Activities of water at molality m (a_w) are computed using eq 4 and do not depend upon ε_w . As shown in Figure 3, activities of water are predicted best using scaled charge force fields, especially for concentrations higher than 4 mol of NaCl/kg of water, despite all force fields having accurate density predictions (within 1% agreement with the data of ref 61, as shown in Figure 3b). The Madrid-2019⁴⁰ NaCl force field combined with TIP4P/2005⁴⁰

predicts the activities of water with deviations smaller than ca. 3%. Accurate predictions of water activities indicate that the mean activity of the salt is correctly described as a result of the Gibbs–Duhem relation (binary mixture).⁶³ Because the Madrid-2019⁴⁰ NaCl and TIP4P/2005²³ water combination has the best agreement with the experimental activities of water, these force fields are used with the ECS approach (i.e., using ε_w) to simulate the coexistence vapor densities at 350 K at various NaCl molalities. The chemical potential of liquid water at molality m is equal to $\mu_w(m) = \mu_w(m=0) + k_B T \ln(a_w)$, where $\mu_w(m=0)$ is the chemical potential at $m=0$. In the ECS approach, the value of $\mu_w(m=0)$ is shifted by ε_w (eq 3), thereby changing P_{sat} (as computed by eq 5) and ρ_G . As shown in panels (c) and (d) of Figure 3, the ECS approach results in perfect agreement (within the error bars) with the data of Clarke and Glew⁶² for the vapor-phase coexistence pressures and densities of water/NaCl mixtures, while TIP4P/2005²³ at 350 K, underpredicts the vapor densities of water/NaCl by a factor of ca. 4. The saturated vapor pressures and

densities of aqueous NaCl and CaCl₂ solutions are computed at 300–350 K and shown in Figure S3 of the Supporting Information. As shown in this figure, the ECS approach combined with TIP4P/2005 and Madrid-2019 force fields can accurately capture the experimental saturated vapor pressures and densities for aqueous NaCl and CaCl₂ solutions (within 5% deviation).

The computed free energies of hydration of several aqueous salts (i.e., NaCl, KCl, LiCl, MgCl₂, and CaCl₂) in TIP4P/2005 water are shown in Figure 4. The free energy of hydration of a

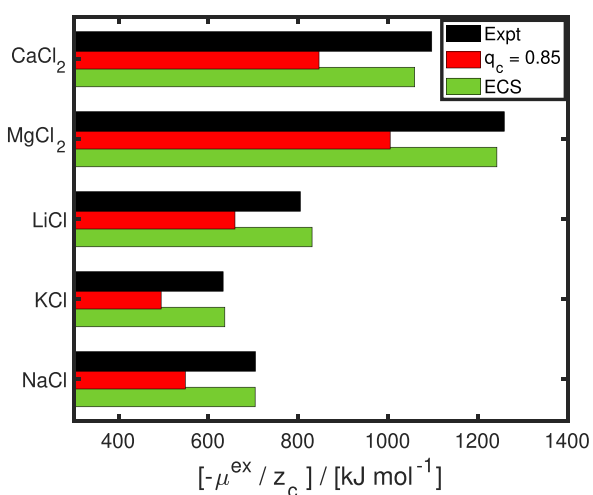


Figure 4. Computed infinite dilution excess chemical potentials (μ_{ex} i.e., free energies of hydration) at 298 K and 1 bar for aqueous NaCl, KCl, LiCl, MgCl₂, and CaCl₂ solutions at infinite dilution. μ_{ex} is normalized with respect to the integer cation charge (z_c , i.e., 1 for Na⁺, K⁺, and Li⁺ and 2 for Ca²⁺ and Mg²⁺). The ion force fields of Madrid-2019⁴⁰ (scaled charge of 0.85; $q_c = 0.85$ for Na⁺, K⁺, Li⁺, Mg²⁺, Ca²⁺, and Cl⁻) are considered. The TIP4P/2005²³ water force field is used for all calculations. In the ECS approach, a single fractional group of cations and anions is used, with the same LJ parameters of Madrid-2019⁴⁰ force fields. ECS charges of +0.95/−0.95 for monovalent ions and +1.90/−1.90 for divalent ions are used to sample the free energies of hydration (ECS charges are fitted only to the free energy of hydration of an aqueous NaCl solution at infinite dilution at 298 K and multiplied by the valency, i.e., 2, for divalent ions). The experimental data of Marcus⁴⁷ are shown in black. All of the raw data are listed in Table S6 of the Supporting Information (along with the experimental free energy of hydration data of Marcus⁴⁷ and Schmid et al.⁶⁵).

salt refers to the free energy change associated with bringing an ion pair (ions infinitely apart) from a dilute gas phase to the aqueous phase.⁶⁴ Even though scaled charge force fields can accurately predict experimental activities in aqueous electrolyte solutions (as shown in Figure 3a), the free energies of hydration computed using the scaled ion force fields of Madrid-2019⁴⁰ (0.85 charge scaling for Na⁺, K⁺, Li⁺, Mg²⁺, Ca²⁺, and Cl⁻) underestimate the experimental values by ca. 20–30%. The Joung–Cheatam⁴⁴ NaCl force field with integer charges of +1/−1 reproduces the free energies of hydration within 5% from experimental values;^{44,46} however, it largely overestimates the change in viscosities at higher molalities with respect to the pure solvent (i.e., at 298 K and 4 mol of NaCl/kg of water, the viscosity computed using the Joung–Cheatam NaCl force field combined with TIP4P/2005²³ deviates by ca. 100% from experiments⁴⁰). The ECS approach can be used to

correct the free energies of hydration of these scaled charge ion force fields without influencing the predictive ability for the transport properties and activities of salt/water mixtures. For this, a single fractional group (i.e., consisting of a cation and an anion) molecule is introduced to a system with 300 TIP4P/2005²³ water molecules. This fractional group uses the same LJ parameters as the Madrid-2019⁴⁰ ion force fields but with different ion charges (i.e., +0.95/−0.95 for monovalent ions and +1.90/−1.90 for divalent ions). This ECS for the ion pair is trained at 298 K based on the free energy of hydration of an aqueous NaCl solution at infinite dilution using a single charge scaling parameter. For divalent ions, such as Mg²⁺, the ECS obtained for Na⁺ is multiplied by 2 (i.e., ion valency). Figure 4 clearly shows that the ECS approach leads to free hydration values that deviate by ca. 5% or less from the experimental data provided by Marcus⁴⁷ for all ionic species considered. The free energies of hydration of Madrid-Transport⁴¹ ions (scaled charges of +0.75/−0.75) and DFF/OH⁻ (scaled charge of −0.75)¹⁴ can also be corrected using the ECS, as discussed in Figure S4 and Table S7 of the Supporting Information. This shows the applicability of the ECS approach to different ion force fields. It is important to note that these free energies of hydration of salts are computed at infinite dilution. To simulate the excess chemical potential of salts at finite concentrations, the free energy correction for the salt (ϵ_s) needs to be computed using the same workflow followed for water (values of $\epsilon_s = \mu_{s,\text{ECS},m=0}^{\text{ex}} - \mu_{s,\text{PES},m=0}^{\text{ex}}$ at 298 K are listed in Tables S6 and S7 of the Supporting Information). This ensures that only the initial free energy offset is corrected, while energy differences (i.e., related to activities) are computed using the PES.

In summary, we have shown that TIP4P/2005 can accurately model the vapor–liquid properties of aqueous electrolyte solutions, provided that an additional charge surface, the so-called ECS, is used to correct for the infinite dilution excess chemical potentials of water and salt. The excess chemical potential of water is corrected using the new ECS, and excellent agreement with experiments is obtained for both gas and liquid coexistence densities. A temperature-independent ECS trained at 350 K using a single charge scaling parameter (scaling factor of 0.965 with respect to the charges of TIP4P/2005²³) can be used to model the infinite dilution excess chemical potentials of water from 300 to 500 K with differences smaller than 1% with respect to experiments. The excess chemical potentials of water at infinite dilution computed using the ECS are used to obtain a free energy correction that corrects the saturated vapor densities of water/NaCl systems. An ECS with charges of +0.95/−0.95 [e] for monovalent ions and +1.90/−1.90 [e] for divalent ions, trained only on an aqueous NaCl solution at infinite dilution (for divalent ions, the ECS is multiplied by the valency 2), successfully corrects the free energies of hydration of Madrid-2019⁴⁰ force fields for aqueous KCl, LiCl, MgCl₂, and CaCl₂ solutions with deviations of ca. 5% or less from the experimental data of Marcus.⁴⁷ The ECS approach enables accurate computation of free energies and VLE in large-scale molecular simulations using simple non-polarizable force fields, without compromising the predictive ability for thermodynamic and transport properties of the liquid phase. This method is transferable and can also be used for other non-polarizable water and ion force fields. An interesting future direction would be to investigate if the same approach can be used to accurately compute free energy differences between

water (combined with salts) and ice, because these have a profound impact on computed nucleation rates of ice.

■ ASSOCIATED CONTENT

SI Supporting Information

The Supporting Information is available free of charge at <https://pubs.acs.org/doi/10.1021/acs.jpcllett.4c00428>.

Force field parameters of water (Table S1), number of molecules used in CFCMC simulations (Table S2), vapor–liquid coexistence densities and excess chemical potentials of water at different temperatures (Table S3), liquid-phase densities and activities of aqueous NaCl solutions using different salt force fields (Table S4), liquid densities, excess chemical potentials (with respect to the ideal gas reference state) of water, and saturated vapor densities for aqueous NaCl and CaCl₂ solutions at 300–350 K (Table S5), infinite dilution free energies of hydration for NaCl, KCl, LiCl, MgCl₂, CaCl₂, NaOH, and KOH in water (Tables S6 and S7), methodology details for the CFCMC simulations (section S1), derivation of the relation between the pressure and chemical potential and the iterative scheme to compute gas fugacities at phase coexistence (section S2), derivation of the partition function and the free energy correction for the liquid phase (section S3 and Figure S1), linear fit for the free energy corrections of water as a function of the temperature (Figure S2), saturated vapor densities of water for aqueous NaCl and CaCl₂ solutions at 300 and 350 K (Figure S3), and infinite dilution free energies of hydration for NaCl, KCl, NaOH, and KOH in water (Figure S4) (PDF)

Transparent Peer Review report available (PDF)

■ AUTHOR INFORMATION

Corresponding Author

Othonas A. Moulτος – *Engineering Thermodynamics, Process & Energy Department, Faculty of Mechanical Engineering, Delft University of Technology, 2628 CB Delft, Netherlands;* orcid.org/0000-0001-7477-9684; Email: o.moultos@tudelft.nl

Authors

Parsa Habibi – *Engineering Thermodynamics, Process & Energy Department, Faculty of Mechanical Engineering, Delft University of Technology, 2628 CB Delft, Netherlands;* *Department of Materials Science and Engineering, Faculty of Mechanical Engineering, Delft University of Technology, 2628 CD Delft, Netherlands*

H. Mert Polat – *Engineering Thermodynamics, Process & Energy Department, Faculty of Mechanical Engineering, Delft University of Technology, 2628 CB Delft, Netherlands*

Samuel Blazquez – *Departamento de Química Física, Facultad de Ciencias Químicas, Universidad Complutense de Madrid, 28040 Madrid, Spain;* orcid.org/0000-0002-6218-3880

Carlos Vega – *Departamento de Química Física, Facultad de Ciencias Químicas, Universidad Complutense de Madrid, 28040 Madrid, Spain;* orcid.org/0000-0002-2417-9645

Poulumi Dey – *Department of Materials Science and Engineering, Faculty of Mechanical Engineering, Delft University of Technology, 2628 CD Delft, Netherlands;* orcid.org/0000-0003-4679-1752

Thijs J. H. Vlugt – *Engineering Thermodynamics, Process & Energy Department, Faculty of Mechanical Engineering, Delft University of Technology, 2628 CB Delft, Netherlands;* orcid.org/0000-0003-3059-8712

Complete contact information is available at: <https://pubs.acs.org/doi/10.1021/acs.jpcllett.4c00428>

Notes

The authors declare no competing financial interest.

■ ACKNOWLEDGMENTS

This work was sponsored by NWO Domain Science for the use of supercomputer facilities. The authors acknowledge the use of computational resources of the DelftBlue supercomputer, provided by the Delft High Performance Computing Centre (<https://www.tudelft.nl/dhpc>). Samuel Blazquez and Carlos Vega acknowledge funding from Grant PID2022-136919NB-C31 of the Ministry of Science, Innovation and Universities (MICINN).

■ REFERENCES

- Reynolds, J. G. Salt Solubilities in Aqueous Solutions of NaNO₃, NaNO₂, NaCl, and NaOH: A Hofmeister-like Series for Understanding Alkaline Nuclear Waste. *ACS Omega* **2018**, *3*, 15149–15157.
- Zarghami, A.; Deen, N.; Vreman, A. CFD Modeling of Multiphase Flow in an Alkaline Water Electrolyzer. *Chem. Eng. Sci.* **2020**, *227*, 115926.
- Manabe, A.; Kashiwase, M.; Hashimoto, T.; Hayashida, T.; Kato, A.; Hirao, K.; Shimomura, I.; Nagashima, I. Basic Study of Alkaline Water Electrolysis. *Electrochim. Acta* **2013**, *100*, 249–256.
- Haug, P.; Koj, M.; Turek, T. Influence of Process Conditions on Gas Purity in Alkaline Water Electrolysis. *Int. J. Hydrogen Energy* **2017**, *42*, 9406–9418.
- Belmouaddine, H.; Madugundu, G. S.; Wagner, J. R.; Couairon, A.; Houde, D.; Sanche, L. DNA Base Modifications Mediated by Femtosecond Laser-Induced Cold Low-Density Plasma in Aqueous Solutions. *J. Phys. Chem. Lett.* **2019**, *10*, 2753–2760.
- Gomez, A.; Piskulich, Z. A.; Thompson, W. H.; Laage, D. Water Diffusion Proceeds via a Hydrogen-Bond Jump Exchange Mechanism. *J. Phys. Chem. Lett.* **2022**, *13*, 4660–4666.
- Panagiotopoulos, A. Z. Simulations of Activities, Solubilities, Transport Properties, and Nucleation Rates for Aqueous Electrolyte Solutions. *J. Chem. Phys.* **2020**, *153*, 010903.
- Kontogeorgis, G. M.; Maribo-Mogensen, B.; Thomsen, K. The Debye-Hückel Theory and its Importance in Modeling Electrolyte Solutions. *Fluid Phase Equilib.* **2018**, *462*, 130–152.
- Kontogeorgis, G. M.; Schlaikjer, A.; Olsen, M. D.; Maribo-Mogensen, B.; Thomsen, K.; von Solms, N.; Liang, X. A Review of Electrolyte Equations of State with Emphasis on Those Based on Cubic and Cubic-Plus-Association (CPA) Models. *Int. J. Thermophys.* **2022**, *43*, 54.
- Naseri Boroujeni, S.; Liang, X.; Maribo-Mogensen, B.; Kontogeorgis, G. M. Comparison of Models for the Prediction of the Electrical Conductivity of Electrolyte Solutions. *Ind. Eng. Chem. Res.* **2022**, *61*, 3168–3185.
- Rowland, D.; Königsberger, E.; Hefter, G.; May, P. M. Aqueous Electrolyte Solution Modelling: Some Limitations of the Pitzer Equations. *Appl. Geochem.* **2015**, *55*, 170–183.
- Naseri Boroujeni, S.; Maribo-Mogensen, B.; Liang, X.; Kontogeorgis, G. M. New Electrical Conductivity Model for Electrolyte Solutions Based on the Debye–Hückel–Onsager Theory. *J. Phys. Chem. B* **2023**, *127*, 9954–9975.
- Walker, P. J.; Liang, X.; Kontogeorgis, G. M. Importance of the Relative Static Permittivity in Electrolyte SAFT-VR Mie Equations of State. *Fluid Phase Equilib.* **2022**, *551*, 113256.

- (14) Habibi, P.; Rahbari, A.; Blazquez, S.; Vega, C.; Dey, P.; Vlugt, T. J. H.; Moulτος, O. A. A New Force Field for OH⁻ for Computing Thermodynamic and Transport Properties of H₂ and O₂ in Aqueous NaOH and KOH Solutions. *J. Phys. Chem. B* **2022**, *126*, 9376–9387.
- (15) Tsimpanogiannis, I. N.; Moulτος, O. A.; Franco, L. F.; Spera, M. B. M.; Erdős, M.; Economou, I. G. Self-Diffusion Coefficient of Bulk and Confined Water: A Critical Review of Classical Molecular Simulation Studies. *Mol. Simul.* **2019**, *45*, 425–453.
- (16) van Rooijen, W. A.; Habibi, P.; Xu, K.; Dey, P.; Vlugt, T. J. H.; Hajibeygi, H.; Moulτος, O. A. Interfacial Tensions, Solubilities, and Transport Properties of the H₂/H₂O/NaCl System: A Molecular Simulation Study. *J. Chem. Eng. Data* **2024**, *69*, 307–319.
- (17) Blazquez, S.; Abascal, J. L. F.; Lagerweij, J.; Habibi, P.; Dey, P.; Vlugt, T. J. H.; Moulτος, O. A.; Vega, C. Computation of Electrical Conductivities of Aqueous Electrolyte Solutions: Two Surfaces, One Property. *J. Chem. Theory Comput.* **2023**, *19*, 5380–5393.
- (18) Vega, C. Water: One Molecule, Two Surfaces, One Mistake. *Mol. Phys.* **2015**, *113*, 1145–1163.
- (19) Allen, M. P.; Tildesley, D. J. *Computer Simulation of Liquids*, 2nd ed.; Oxford University Press: New York, 2017; DOI: 10.1093/oso/9780198803195.001.0001.
- (20) Frenkel, D.; Smit, B. *Understanding Molecular Simulation: From Algorithms to Applications*, 3rd ed.; Academic Press: San Diego, CA, 2023; DOI: 10.1016/C2009-0-63921-0.
- (21) Wang, L.-P.; Martinez, T. J.; Pande, V. S. Building Force Fields: An Automatic, Systematic, and Reproducible Approach. *J. Phys. Chem. Lett.* **2014**, *5*, 1885–1891.
- (22) Tuckerman, M.; Laasonen, K.; Sprik, M.; Parrinello, M. Ab Initio Molecular Dynamics Simulation of the Solvation and Transport of H₃O⁺ and OH⁻ Ions in Water. *J. Phys. Chem.* **1995**, *99*, 5749–5752.
- (23) Abascal, J. L. F.; Vega, C. A general purpose model for the condensed phases of water: TIP4P/2005. *J. Chem. Phys.* **2005**, *123*, 234505.
- (24) Berendsen, H. J. C.; Grigera, J. R.; Straatsma, T. P. The missing term in effective pair potentials. *J. Phys. Chem.* **1987**, *91*, 6269–6271.
- (25) Kiss, P. T.; Baranyai, A. A Systematic Development of a Polarizable Potential of Water. *J. Chem. Phys.* **2013**, *138*, 204507.
- (26) Jiang, H.; Moulτος, O. A.; Economou, I. G.; Panagiotopoulos, A. Z. Hydrogen-Bonding Polarizable Intermolecular Potential Model for Water. *J. Phys. Chem. B* **2016**, *120*, 12358–12370.
- (27) Xiong, Y.; Izadi, S.; Onufriev, A. V. Fast Polarizable Water Model for Atomistic Simulations. *J. Chem. Theory Comput.* **2022**, *18*, 6324–6333.
- (28) Jiang, H.; Mester, Z.; Moulτος, O. A.; Economou, I. G.; Panagiotopoulos, A. Z. Thermodynamic and Transport Properties of H₂O + NaCl from Polarizable Force Fields. *J. Chem. Theory Comput.* **2015**, *11*, 3802–3810.
- (29) Rahbari, A.; Garcia-Navarro, J. C.; Ramdin, M.; van den Broeke, L. J. P.; Moulτος, O. A.; Dubbeldam, D.; Vlugt, T. J. H. Effect of Water Content on Thermodynamic Properties of Compressed Hydrogen. *J. Chem. Eng. Data* **2021**, *66*, 2071–2087.
- (30) Han, B.; Isborn, C. M.; Shi, L. Incorporating Polarization and Charge Transfer into a Point-Charge Model for Water Using Machine Learning. *J. Phys. Chem. Lett.* **2023**, *14*, 3869–3877.
- (31) Milne, A. W.; Jorge, M. Polarization Corrections and the Hydration Free Energy of Water. *J. Chem. Theory Comput.* **2019**, *15*, 1065–1078.
- (32) Vega, C.; Abascal, J. L. F.; Nezbeda, I. Vapor-Liquid Equilibria from the Triple Point up to the Critical Point for the New Generation of TIP4P-like Models: TIP4P/Ew, TIP4P/2005, and TIP4P/Ice. *J. Chem. Phys.* **2006**, *125*, 034503.
- (33) Dawass, N.; Wanderley, R. R.; Ramdin, M.; Moulτος, O. A.; Knuutila, H. K.; Vlugt, T. J. H. Solubility of Carbon Dioxide, Hydrogen Sulfide, Methane, and Nitrogen in Monoethylene Glycol; Experiments and Molecular Simulation. *J. Chem. Eng. Data* **2021**, *66*, 524–534.
- (34) Rouha, M.; Nezbeda, I.; Hrubý, J.; Moučka, F. Higher Virial Coefficients of Water. *J. Mol. Liq.* **2018**, *270*, 81–86.
- (35) Chialvo, A. A.; Bartók, A.; Baranyai, A. On the Re-Engineered TIP4P Water Models for the Prediction of Vapor–Liquid Equilibrium. *J. Mol. Liq.* **2006**, *129*, 120–124.
- (36) Habibi, P.; Postma, J. R. T.; Padding, J. T.; Dey, P.; Vlugt, T. J. H.; Moulτος, O. A. Thermodynamic and Transport Properties of H₂/H₂O/NaB(OH)₄ Mixtures Using the Delft Force Field (DFF/B(OH)₄⁻). *Ind. Eng. Chem. Res.* **2023**, *62*, 11992–12005.
- (37) Baker, C. M.; Best, R. B. Matching of Additive and Polarizable Force Fields for Multiscale Condensed Phase Simulations. *J. Chem. Theory Comput.* **2013**, *9*, 2826–2837.
- (38) Zhang, C.; Lu, C.; Jing, Z.; Wu, C.; Piquemal, J.-P.; Ponder, J. W.; Ren, P. AMOEBA Polarizable Atomic Multipole Force Field for Nucleic Acids. *J. Chem. Theory Comput.* **2018**, *14*, 2084–2108.
- (39) Benavides, A. L.; Portillo, M. A.; Chamorro, V. C.; Espinosa, J. R.; Abascal, J. L. F.; Vega, C. A potential model for sodium chloride solutions based on the TIP4P/2005 water model. *J. Chem. Phys.* **2017**, *147*, 104501.
- (40) Zeron, I. M.; Abascal, J. L. F.; Vega, C. A Force Field of Li⁺, Na⁺, K⁺, Mg²⁺, Ca⁺, Cl⁻, and SO₄²⁻ in Aqueous Solution Based on the TIP4P/2005 Water Model and Scaled Charges for the Ions. *J. Chem. Phys.* **2019**, *151*, 104501.
- (41) Blazquez, S.; Conde, M. M.; Vega, C. A Scaled Charges for Ions: An Improvement but not the Final Word for Modeling Electrolytes in Water. *J. Chem. Phys.* **2023**, *158*, 054505.
- (42) Kostal, V.; Jungwirth, P.; Martinez-Seara, H. Nonaqueous Ion Pairing Exemplifies the Case for Including Electronic Polarization in Molecular Dynamics Simulations. *J. Phys. Chem. Lett.* **2023**, *14*, 8691–8696.
- (43) Leontyev, I. V.; Stuchebrukhov, A. A. Electronic Continuum Model for Molecular Dynamics Simulations of Biological Molecules. *J. Chem. Theory Comput.* **2010**, *6*, 1498–1508.
- (44) Joung, I. S.; Cheatham, T. E. I. Determination of Alkali and Halide Monovalent Ion Parameters for Use in Explicitly Solvated Biomolecular Simulations. *J. Phys. Chem. B* **2008**, *112*, 9020–9041.
- (45) Blazquez, S.; Zeron, I.; Conde, M.; Abascal, J.; Vega, C. Scaled Charges at Work: Salting out and Interfacial Tension of Methane with Electrolyte Solutions from Computer Simulations. *Fluid Phase Equilib.* **2020**, *513*, 112548.
- (46) Döpke, M. F.; Moulτος, O. A.; Hartkamp, R. On the transferability of ion parameters to the TIP4P/2005 water model using molecular dynamics simulations. *J. Chem. Phys.* **2020**, *152*, 024501.
- (47) Marcus, Y. A Simple Empirical Model Describing the Thermodynamics of Hydration of Ions of Widely Varying Charges, Sizes, and Shapes. *Biophys. Chem.* **1994**, *51*, 111–127.
- (48) Rahbari, A.; Hens, R.; Ramdin, M.; Moulτος, O. A.; Dubbeldam, D.; Vlugt, T. J. H. Recent Advances in the Continuous Fractional Component Monte Carlo Methodology. *Mol. Simul.* **2021**, *47*, 804–823.
- (49) Shi, W.; Maginn, E. J. Continuous Fractional Component Monte Carlo: An Adaptive Biasing Method for Open System Atomistic Simulations. *J. Chem. Theory Comput.* **2007**, *3*, 1451–1463.
- (50) Shi, W.; Maginn, E. J. Improvement in Molecule Exchange Efficiency in Gibbs Ensemble Monte Carlo: Development and Implementation of the Continuous Fractional Component Move. *J. Comput. Chem.* **2008**, *29*, 2520–2530.
- (51) Hens, R.; Rahbari, A.; Caro-Ortiz, S.; Dawass, N.; Erdős, M.; Poursaeidesfahani, A.; Salehi, H. S.; Celebi, A. T.; Ramdin, M.; Moulτος, O. A.; Dubbeldam, D.; Vlugt, T. J. H. Brick-CFCMC: Open Source Software for Monte Carlo Simulations of Phase and Reaction Equilibria Using the Continuous Fractional Component Method. *J. Chem. Inf. Model.* **2020**, *60*, 2678–2682.
- (52) Polat, H. M.; Salehi, H. S.; Hens, R.; Wasik, D. O.; Rahbari, A.; de Meyer, F.; Houriez, C.; Coquelet, C.; Calero, S.; Dubbeldam, D.; Moulτος, O. A.; Vlugt, T. J. H. New Features of the Open Source Monte Carlo Software Brick-CFCMC: Thermodynamic Integration and Hybrid Trial Moves. *J. Chem. Inf. Model.* **2021**, *61*, 3752–3757.

- (53) Hempel, S.; Fischer, J.; Paschek, D.; Sadowski, G. Activity Coefficients of Complex Molecules by Molecular Simulation and Gibbs–Duhem Integration. *Soft Mater.* **2012**, *10*, 26–41.
- (54) Lemmon, E. W.; Bell, I. H.; Huber, M. L.; McLinden, M. O. *NIST Standard Reference Database 23: Reference Fluid Thermodynamic and Transport Properties-REFPROP, Version 10.0*; National Institute of Standards and Technology (NIST): Gaithersburg, MD, 2018; <https://www.nist.gov/srd/refprop>.
- (55) Wagner, W.; Pruß, A. The IAPWS Formulation 1995 for the Thermodynamic Properties of Ordinary Water Substance for General and Scientific Use. *J. Phys. Chem. Ref. Data* **2002**, *31*, 387–535.
- (56) Rahbari, A.; Brenkman, J.; Hens, R.; Ramdin, M.; van den Broeke, L. J. P.; Schoon, R.; Henkes, R.; Moulton, O. A.; Vlugt, T. J. H. Solubility of water in hydrogen at high pressures: A molecular simulation study. *J. Chem. Eng. Data* **2019**, *64*, 4103–4115.
- (57) Lopez-Echeverry, J. S.; Reif-Acherman, S.; Araujo-Lopez, E. Peng-Robinson Equation of State: 40 years Through Cubics. *Fluid Phase Equilib.* **2017**, *447*, 39–71.
- (58) Peng, D.-Y.; Robinson, D. B. A New Two-Constant Equation of State. *Ind. Eng. Chem. Fundam.* **1976**, *15*, 59–64.
- (59) Vega, C.; Abascal, J. L. Simulating Water with Rigid Non-Polarizable Models: A General Perspective. *Phys. Chem. Chem. Phys.* **2011**, *13*, 19663–19688.
- (60) Tang, I.; Munkelwitz, H.; Wang, N. Water Activity Measurements with Single Suspended Droplets: The NaCl–H₂O and KCl–H₂O Systems. *J. Colloid Interface Sci.* **1986**, *114*, 409–415.
- (61) Laliberté, M.; Cooper, W. E. Model for Calculating the Density of Aqueous Electrolyte Solutions. *J. Chem. Eng. Data* **2004**, *49*, 1141–1151.
- (62) Clarke, E. C. W.; Glew, D. N. Evaluation of the Thermodynamic Functions for Aqueous Sodium Chloride from Equilibrium and Calorimetric Measurements below 154°C. *J. Phys. Chem. Ref. Data* **1985**, *14*, 489–610.
- (63) Mester, Z.; Panagiotopoulos, A. Z. Mean Ionic Activity Coefficients in Aqueous NaCl Solutions From Molecular Dynamics Simulations. *J. Chem. Phys.* **2015**, *142*, 044507.
- (64) Marcus, Y. Thermodynamics of Solvation of Ions. Part 5.—Gibbs Free Energy of Hydration at 298.15 K. *J. Chem. Soc., Faraday Trans.* **1991**, *87*, 2995–2999.
- (65) Schmid, R.; Miah, A. M.; Sapunov, V. N. A New Table of the Thermodynamic Quantities of Ionic Hydration: Values and Some Applications (Enthalpy–Entropy Compensation and Born Radii). *Phys. Chem. Chem. Phys.* **2000**, *2*, 97–102.