

Appendices of Master Thesis

By Xueyao Li

September 2020



Appendix A: Online Survey Questions

1. What kind of shared mobility service do you often use?

- shared bicycle
- shared car
- ridehailing
- public transportation
- None
- other...

2. Would you give up owning a car if shared mobility meets your travel needs?

- Yes
- No
- I don't know

3. If not, what are the main reasons you don't want to give up owning a car?

Detailed text





4. Do you want to share your own car, bike, etc. with people who live in the same community with you (you will get a certain reward for it)?

- | | | | | | | | | |
|--------------------|-----------------------|-----------------------|-----------------------|-----------------------|-----------------------|-----------------------|-----------------------|--------------|
| | 1 | 2 | 3 | 4 | 5 | 6 | 7 | |
| Not willing at all | <input type="radio"/> | <input type="radio"/> | <input type="radio"/> | <input type="radio"/> | <input type="radio"/> | <input type="radio"/> | <input type="radio"/> | Very willing |

5. Under what circumstances would you like to share your car with people in your community?

- When I have a bigger/new car, I'm willing to share the old car.
- When I rarely use my current car.
- When I can get financial incentive.
- When I can use other people's cars in return.
- When I can get other forms of rewards (e.g. free parking).
- None
- other...

6. What types of vehicles would you like to share with people who live in the same community with you?

- Car 
- Cargo bike 
- None
- other... ..
- Bicycle 
- Scooter 

7. Would you like to sell the car, bike, etc. you no longer use or rarely use to your community, for people live in your community to use it?

	1	2	3	4	5	6	7	
Not willing at all	<input type="radio"/>	<input type="radio"/>	<input type="radio"/>	<input type="radio"/>	<input type="radio"/>	<input type="radio"/>	<input type="radio"/>	Very willing

8. A mobility hub is a place where different travel options come together, such as car sharing, bike sharing, bus station, etc. It can also have other facilities that benefit the neighborhood. If a mobility hub is offered in your community, what service do you expect it to offer?



- | | |
|---|---|
| <input type="checkbox"/> Shared cars | <input type="checkbox"/> Connected to the bus/tram station |
| <input type="checkbox"/> Shared bicycles | <input type="checkbox"/> Various travel plans (pay monthly) |
| <input type="checkbox"/> Shared cargo bikes, scooters, etc. | <input type="checkbox"/> Delivery locker |
| <input type="checkbox"/> Parking space | <input type="checkbox"/> other... |

9. Which organizations do you trust to manage the mobility hub in your community?

- | | |
|--|---|
| <input type="checkbox"/> Housing corporation | <input type="checkbox"/> Local government |
|--|---|



- | | |
|---|-----------------------------------|
| <input type="checkbox"/> Homeowners association | <input type="checkbox"/> other... |
|---|-----------------------------------|



10. In addition to mobility services, do you share any of the following options with others in your apartment / community?

- | | |
|---|---|
| <input type="checkbox"/> Kitchen | <input type="checkbox"/> Public lounge |
| <input type="checkbox"/> Bathroom | <input type="checkbox"/> Public working place |
| <input type="checkbox"/> Laundry room | <input type="checkbox"/> None |
| <input type="checkbox"/> Household tools(e.g. repair tools, cleaning tools) | <input type="checkbox"/> other... |

11. The idea of Living as a Service is rapidly developing. It means that residents can subscribe to living services such as house cleaning, gym, laundry, etc. It also encourages tenants to share common spaces (e.g. kitchens, lounges, games room) whilst having their own private rooms. If you live in a community that offers shared living services, what factors will make you share space/facilities with others?



- I can enjoy more space and facilities with affordable rent.
- I can save money on household items(e.g.washing machine, cooking utensils).
- I can have more opportunities to interact with other people.
- I will have less loneliness.
- It is more sustainable and avoid waste of resources.
- None
- other...
.....

12. Only a few questions left! Which of the following best describes your living situation? *

- I rent a house or apartment
- I own a house or apartment
- I live in other people's house or apartment
- other: _____

13. And who are you living with?

- I am living alone.
- I am living with roommates.
- I am living with my family.
- I am living with friends.
- other: _____

14. Which country do you live in now?

Your answer _____

15. And what is your age?

Your answer _____

16. Finally, would you like to leave your email address?

We'll use this to get in touch with you for further questions.

Your answer _____

Appendix B: Interview guide

Part 1:

1. What is your current living situation?
 - Are you living in city center or suburb?
 - Who are you living with?

2. What facilities/space are you sharing with people in your apartment?
 - What is your feeling of sharing these facilities/space with others? Why?
 - What benefits do you get from sharing these facilities/space with others? Why?
 - And any disadvantages?

3. Do you use shared living services? Why?
 - What are your motivations to use shared living services? Why?
 - What are your concerns or barriers when using shared living services? Why?

4. Do you feel that you are living in a community? Why?
 - What kind of connection do you have with people in your community?
 - What connection do you want to build with them? Why?

Part 2:

5. What traveling modes do you often use?
 - What shared mobility services are you using? Why?

6. Would you give up owning a car if shared mobility meets your travel needs? Why?
 - What are the main reasons you don't want to give up owning a car? Why?

7. Do you want to share your own car, bike, etc. with people who live in the same community with you (you will get a certain reward for it)?
 - Why?
 - Would you like to sell the car, bike, etc. you no longer use or rarely use to your community, for people living in your community to use it?

8. Under what circumstances would you like to share your car with people in your community?

9. What types of vehicles would you like to share with people who live in the same community with you? Why?
- Under what circumstances would you use these vehicles?

Part 3:

10. If a mobility hub is offered in your community, what services do you expect it to offer?
- Why do you want these services?
 - Under what circumstances would you use these services?
 - Among the services you mentioned above, which do you think are the most needed services? Why?
 - Which are the optional services? Why?
11. Which organizations do you trust to manage the mobility hub in your community? Why?
- Compared with other organizations, what are the advantages of the organization you trust?

Appendix C: Codes and categories of interview results

Participation in shared services	
My shared space and facilities	Shared space and facilities
Motivations to use shared services	Motivation: Enjoy more space with affordable expense
	Motivation: Save money
	Motivation: Interaction with other people
	Motivation: Sustainability
	Motivation: No need to worry about repairs
Concerns of using shared services	Concern: Availability is not ensured
	Concern: Damage of shared products
	Concern: Other people's bad behavior
	Concern: Hygiene issue
	Concern: Have to keep the shared place clean
	Concern: Have to ask other people's permission

Share my own vehicles with others	
Motivations to share my own vehicles	Motivation: When I rarely use it
	Motivation: Get money from sharing it
	Motivation: Free parking
	Motivation: Other forms of rewards
Barriers to share my own vehicles	Have concerns about sharing my own vehicles
	Want to have control of my car
	Want to share with people I know
Sell instead of sharing idle vehicles	Benefit of selling: get rid of the responsibility
	Prefer to sell the idle vehicles instead of sharing them

What car ownership means to me	
Benefits of owning a car	Owning a car gives me a sense of safety.
	Owning a car gives me freedom.
	Owning a car makes my life more convenient.
	Choosing the brand of the car is important to me.
Factors determining whether to own a car	I will give up owning a car if I don't use it often.
	If I have a family and children, I will buy a car.
	If economic situation permits, I will buy a car.
	High parking fee, hard to find parking space

Community life	
Neighborhood relationship	I say hi to my neighbors, but we don't keep in touch.
	Neighbors are not equal to friends
	Roommates are like friends.
	Not active to social interaction
	Trust people in the community
	Happy with the current neighborhood relationship
	Want to improve neighborhood relationship
Factors of having a sense of community	Shared facilities and space in the community
	People know each other
	Have community days
	Have an organization that manages the community
	Similar identities of residents

Expectations for shared living and mobility services

Expected services	Expected shared vehicles
	Expected mobility related facilities/services
	Expected non-mobility related facilities
	No need to use shared mobility
Management organization of the services	Trusted organization
	Organizations not suitable for managing the services

Living situation

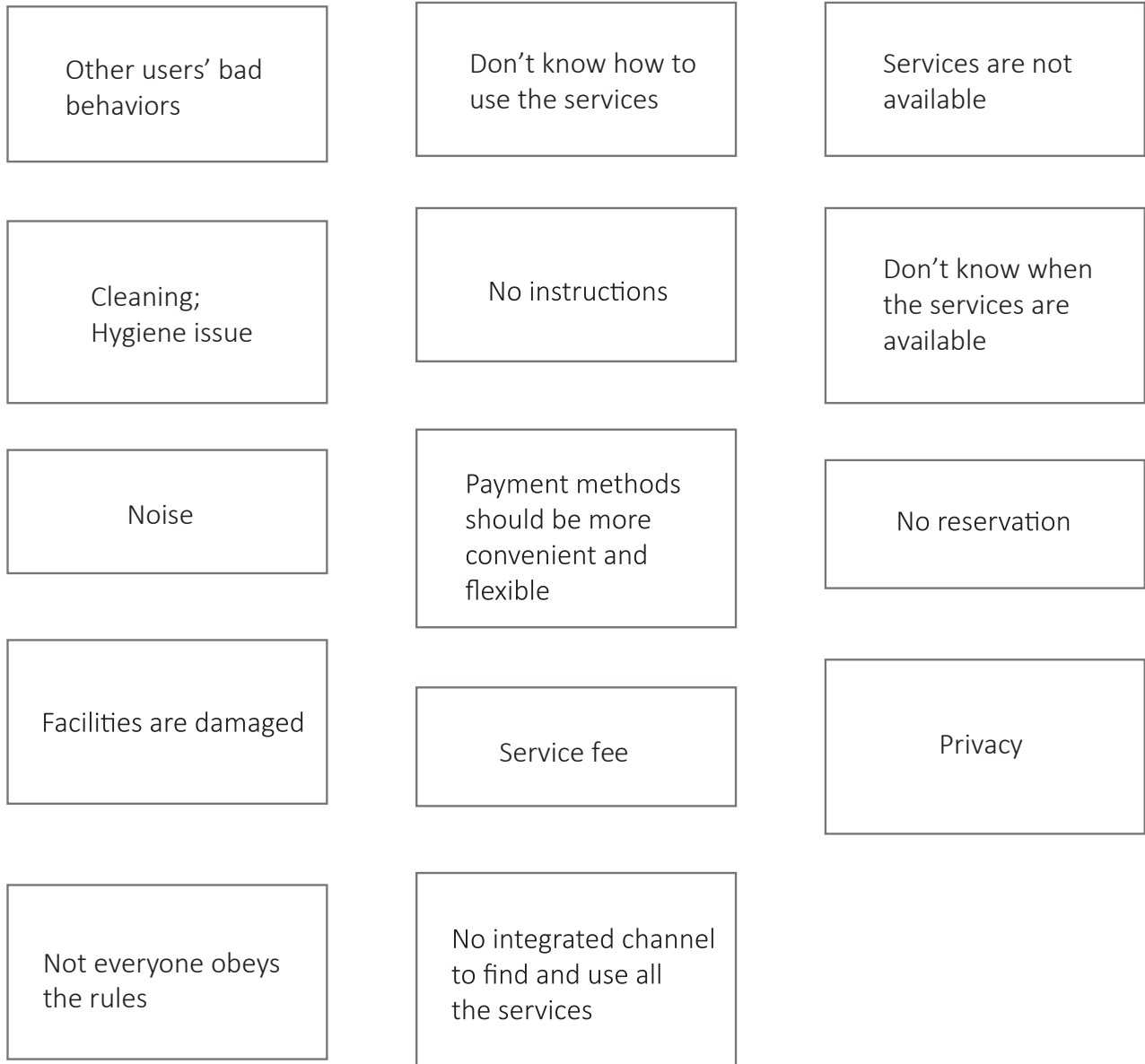
Living environmentL	iving environment
Travelling modes	My current travelling modes
	Travelling modes in my city

Appendix D: Results of collaborative sessions

An overview of participants' motivations and desires of using shared living services (including mobility)



An overview of participants' problems, frustrations and worries of using living services (including mobility)



IDE Master Graduation

Project team, Procedural checks and personal Project brief

This document contains the agreements made between student and supervisory team about the student's IDE Master Graduation Project. This document can also include the involvement of an external organisation, however, it does not cover any legal employment relationship that the student and the client (might) agree upon. Next to that, this document facilitates the required procedural checks. In this document:

- The student defines the team, what he/she is going to do/deliver and how that will come about.
- SSC E&SA (Shared Service Center, Education & Student Affairs) reports on the student's registration and study progress.
- IDE's Board of Examiners confirms if the student is allowed to start the Graduation Project.

! USE ADOBE ACROBAT READER TO OPEN, EDIT AND SAVE THIS DOCUMENT

Download again and reopen in case you tried other software, such as Preview (Mac) or a webbrowser.

STUDENT DATA & MASTER PROGRAMME

Save this form according the format "IDE Master Graduation Project Brief_familyname_firstname_studentnumber_dd-mm-yyyy". Complete all blue parts of the form and include the approved Project Brief in your Graduation Report as Appendix 1 !



family name _____
 initials _____ given name _____
 student number _____
 street & no. _____
 zipcode & city _____
 country _____
 phone _____
 email _____

Your master programme (only select the options that apply to you):

IDE master(s): IPD Dfl SPD

2nd non-IDE master: _____

individual programme: - - - (give date of approval)

honours programme:

specialisation / annotation:

SUPERVISORY TEAM **

Fill in the required data for the supervisory team members. Please check the instructions on the right !

** chair _____ dept. / section: _____
 ** mentor _____ dept. / section: _____
 2nd mentor _____
 organisation: _____
 city: _____ country: _____

comments
(optional)

 |
 |
 |

! Chair should request the IDE Board of Examiners for approval of a non-IDE mentor, including a motivation letter and c.v..

! Second mentor only applies in case the assignment is hosted by an external organisation.

! Ensure a heterogeneous team. In case you wish to include two team members from the same section, please explain why.

APPROVAL PROJECT BRIEF

To be filled in by the chair of the supervisory team.

chair _____ date ____ - ____ - ____ signature _____

CHECK STUDY PROGRESS

To be filled in by the SSC E&SA (Shared Service Center, Education & Student Affairs), after approval of the project brief by the Chair. The study progress will be checked for a 2nd time just before the green light meeting.

Master electives no. of EC accumulated in total: _____ EC

YES all 1st year master courses passed

Of which, taking the conditional requirements into account, can be part of the exam programme _____ EC

NO missing 1st year master courses are:

List of electives obtained before the third semester without approval of the BoE

name _____ date ____ - ____ - ____ signature _____

J. J. de Bruin
Digitally signed by J. J. de Bruin
Date: 2020.03.31 16:00:11 +02'00'

FORMAL APPROVAL GRADUATION PROJECT

To be filled in by the Board of Examiners of IDE TU Delft. Please check the supervisory team and study the parts of the brief marked **. Next, please assess, (dis)approve and sign this Project Brief, by using the criteria below.

- Does the project fit within the (MSc)-programme of the student (taking into account, if described, the activities done next to the obligatory MSc specific courses)?
- Is the level of the project challenging enough for a MSc IDE graduating student?
- Is the project expected to be doable within 100 working days/20 weeks ?
- Does the composition of the supervisory team comply with the regulations and fit the assignment ?

Content: APPROVED NOT APPROVED

Procedure: APPROVED NOT APPROVED

comments

name _____ date ____ - ____ - ____ signature _____

introduction (continued): space for images

image / figure 1: _____

image / figure 2: _____

PLANNING AND APPROACH **

Include a Gantt Chart (replace the example below - more examples can be found in Manual 2) that shows the different phases of your project, deliverables you have in mind, meetings, and how you plan to spend your time. Please note that all activities should fit within the given net time of 30 EC = 20 full time weeks or 100 working days, and your planning should include a kick-off meeting, mid-term meeting, green light meeting and graduation ceremony. Illustrate your Gantt Chart by, for instance, explaining your approach, and please indicate periods of part-time activities and/or periods of not spending time on your graduation project, if any, for instance because of holidays or parallel activities.

start date _____ - _____ - _____ end date

MOTIVATION AND PERSONAL AMBITIONS

Explain why you set up this project, what competences you want to prove and learn. For example: acquired competences from your MSc programme, the elective semester, extra-curricular activities (etc.) and point out the competences you have yet developed. Optionally, describe which personal learning ambitions you explicitly want to address in this project, on top of the learning objectives of the Graduation Project, such as: in depth knowledge a on specific subject, broadening your competences or experimenting with a specific tool and/or methodology, Stick to no more than five ambitions.

Vertical dashed line on the left side of the page.

FINAL COMMENTS

In case your project brief needs final comments, please add any information you think is relevant.

Vertical dashed line on the left side of the page.