

Potential impact of methyl isobutyl ketone (MIBK) on phenols degradation in an UASB reactor and its degradation properties

Wang, Wei; Yang, Kai; Sierra, Julian Muñoz; Zhang, Xuedong; Yuan, Shoujun; Hu, Zhenhu

DOI

[10.1016/j.jhazmat.2017.03.033](https://doi.org/10.1016/j.jhazmat.2017.03.033)

Publication date

2017

Document Version

Accepted author manuscript

Published in

Journal of Hazardous Materials

Citation (APA)

Wang, W., Yang, K., Sierra, J. M., Zhang, X., Yuan, S., & Hu, Z. (2017). Potential impact of methyl isobutyl ketone (MIBK) on phenols degradation in an UASB reactor and its degradation properties. *Journal of Hazardous Materials*, 333, 73-79. <https://doi.org/10.1016/j.jhazmat.2017.03.033>

Important note

To cite this publication, please use the final published version (if applicable).
Please check the document version above.

Copyright

Other than for strictly personal use, it is not permitted to download, forward or distribute the text or part of it, without the consent of the author(s) and/or copyright holder(s), unless the work is under an open content license such as Creative Commons.

Takedown policy

Please contact us and provide details if you believe this document breaches copyrights.
We will remove access to the work immediately and investigate your claim.

Highlights

- High concentration of MIBK had higher inhibition on methanogenesis than phenols degradation.
- Anaerobic degradation of MIBK fitted well with the pseudo-first-order kinetic behavior.
- Relative methane generation rate constants decreased with the increase of MIBK concentrations.
- Toxic effect of MIBK on phenols degradation varied considerably depending on the type of phenols.

1 **Potential impact of methyl isobutyl ketone (MIBK) on phenols degradation in an**
2
3 **UASB reactor and its degradation properties**

4
5
6 Wei Wang^{1*}, Kai Yang¹, Julian Muñoz Sierra², Xuedong Zhang², Shoujun Yuan¹,
7
8 Zhenhu Hu^{1*}

9
10
11 1, Department of Municipal Engineering, School of Civil and Hydraulic Engineering,
12
13 Hefei University of Technology, Hefei 230009, China.

14
15
16 2, Section Sanitary Engineering, Department of Water Management, Delft University
17
18 of Technology, Delft 2828CN, The Netherlands.

19
20 The first and corresponding author, Email: wang_wei@hfut.edu.cn, dwhit@126.com,
21
22 Tel., +86- 551-62904144; the co-corresponding author, Email: zhhu@hfut.edu.cn.
23
24
25

26
27
28
29
30 **Abstract:** Methyl isobutyl ketone (MIBK) as a solvent is extensively used for the
31
32 phenols extraction from the wastewater, so it is unavoidable to expose in the effluent
33
34 due to the solubility and leakage problem. The present study evaluated the impact of
35
36 MIBK on phenols degradation in an UASB reactor and analyzed its degradation
37
38 properties. The results indicated that the continuous dosing (0.1 g L⁻¹) and impact (10
39
40 g L⁻¹) of MIBK had limited effect on phenols removal (1-2% reduction) in the UASB
41
42 reactor, but the specific methanogenic activity (SMA) values of sludge decreased by
43
44 45-75% after MIBK exposure. Anaerobic degradation rate of MIBK fitted well to a
45
46 pseudo-first-order kinetic equation with respect to the initial concentration of 35 mg
47
48 L⁻¹ (k=0.0115 h⁻¹, R²=0.9664). Furthermore, the relative methane generation rate
49
50 constants of MIBK were 0.00816, 0.00613, 0.00273, and 0.00207 d⁻¹ at the initial
51
52
53
54
55
56
57
58
59
60
61
62
63
64
65

1 concentrations of 0.1, 0.5, 5, and 10 g L⁻¹, respectively. MIBK showed higher
2
3 inhibitory effect on the methanogenesis than on phenols degradation. This study
4
5 pointed out that the industrial installations should consider the influence of solvent on
6
7 anaerobic treatment of phenolic wastewater.
8
9

10
11 **Keywords:** methyl isobutyl ketone; phenolic compounds; UASB; specific
12
13 methanogenic activity; solvent
14
15
16
17
18
19
20
21
22
23
24
25
26
27
28
29
30
31
32
33
34
35
36
37
38
39
40
41
42
43
44
45
46
47
48
49
50
51
52
53
54
55
56
57
58
59
60
61
62
63
64
65

1. Introduction

Phenolic wastewater is one of the most prevalent industrial effluents in China, which is generated from the manufacturing processes of coal gas, coke, pharmaceuticals, and petroleum [1]. It contains hundreds to thousands of milligram phenolic compounds per liter becoming an important threat to the ecological environment [2]. Solvent extraction is a preferential technology used in the industrial installations to extract phenols from wastewater streams [3]. Methyl isobutyl ketone (MIBK) is commonly used for phenols recovery due to its advantages in high extraction efficiency of dihydric and trihydric phenols [4, 5]. Continuous phenols extraction minimized the toxic effect of phenols on the microorganisms, but there were few literatures to report the influence of MIBK on the microorganisms.

Recently, anaerobic biotechnology has been widely used in the treatment of phenolic wastewater due to its characteristics of low sludge yield, good tolerance and decomposing ability to phenols [6-8]. The strict environmental requirement is one of the main limiting factors for its industrial application. There are a lot of reasons such as temperature changes, impact of phenols or other toxic substances causing operational failure in the anaerobic reactor [8, 9]. For the industrial installations, the impact of toxic substances is the most frequent problem. After the solvent extraction process, MIBK also become one of the main compounds of phenolic wastewater. The dissolved MIBK always exists in the effluent and it leaks occasionally into the biological treatment system. However, the impact of MIBK on the phenols degradation and methanogenesis is still unknown.

1 MIBK is a ketone compound with the formula $(\text{CH}_3)_2\text{CHCH}_2\text{C}(\text{O})\text{CH}_3$, and its
2
3 solubility in water is 19.1 g L^{-1} at the temperature of $20 \text{ }^\circ\text{C}$. Although the highly
4
5 branched MIBK is more persistent to biological oxidation [10], some complex
6
7 enzymes are known to carboxylate the ketone group [11, 12]. Wikandari et al (2012)
8
9 investigated the effects of furaneol and mesifurane on methane production during
10
11 anaerobic digestion, and found these compounds were readily biodegradable under
12
13 anaerobic conditions [12]. Meanwhile, some researchers have recognized the
14
15 inhibitory effect of ketones on the biochemical processes. Quesnel and Nakhla [13]
16
17 reported that acetone exerted an inhibitory impact on the aerobic biodegradation of
18
19 MIBK. Despite plenty information regarding biodegradation of ketones, there is a
20
21 lack of kinetic information for anaerobic degradation of MIBK.
22
23
24
25
26
27
28
29
30

31 The aims of this study were to demonstrate (1) the potential impact of MIBK on
32
33 anaerobic degradation of phenolic compounds (phenol, catechol, resorcinol,
34
35 hydroquinone), SMA and substrate utilization rate (SUR) of sludge in an UASB
36
37 reactor and (2) kinetics of anaerobic degradation of MIBK.
38
39
40
41

42 **2. Materials and methods**

43 **2.1 Experimental setup**

44
45 The UASB reactor consisted of a plexiglass cylinder with a diameter of 7 cm and
46
47 a working volume of 3.5 L, which was maintained at $35 \pm 1 \text{ }^\circ\text{C}$ by using a jacket of
48
49 warm water. The liquid upflow velocity was maintained at 1 m h^{-1} . The mixture of
50
51 biogas, sludge, and wastewater was separated in the three phase separator in the top of
52
53 the reactor. The biogas volume was measured daily using the water replacement
54
55
56
57
58
59
60
61
62
63
64
65

1 method [14].

2 3 2.2 Inoculum and synthetic wastewater 4 5

6 The UASB reactor was inoculated with activated sludge taken from a municipal
7
8 wastewater treatment plant located in Hefei, China. The sludge concentrations were
9
10 7.17 g MLSS L⁻¹ and 4.83 g MLVSS L⁻¹ in the UASB reactor at the beginning of this
11
12 study. The synthetic wastewater was composed of sodium acetate, phenol,
13
14 hydroquinone, catechol, and resorcinol, macronutrients, and micronutrients. Before
15
16 this experiment, the UASB reactor was operated for a period of 160 days. During this
17
18 period, the influent concentration of total phenols was gradually increased from 100
19
20 to 500 mg L⁻¹ with equal proportions of phenol, hydroquinone, catechol, and
21
22 resorcinol (1:1:1:1). The concentration of sodium acetate was 3.85 g L⁻¹. The dosages
23
24 of macronutrients and micronutrients were 4 mL and 0.4 mL per liter wastewater,
25
26 respectively. The feed nutrients were composed of the following macronutrients (in
27
28 mg L⁻¹): K₂HPO₄·3H₂O 136.95, NaH₂PO₄·2H₂O 62.40, NH₄Cl 680, CaCl₂·2H₂O 32,
29
30 and MgSO₄·7H₂O 36; micronutrients (in mg L⁻¹): FeCl₃·4H₂O 0.8, CoCl₂·6H₂O 0.8,
31
32 MnCl₂·4H₂O 0.2, CuCl₂·2H₂O 0.012, ZnCl₂ 0.02, HBO₃ 0.02, EDTA 0.4,
33
34 (NH₄)₆Mo₇O₂·4H₂O 0.036, Na₂SeO₃·5H₂O 0.04, NiCl₂·6H₂O 0.02.
35
36
37
38
39
40
41
42
43
44
45
46

47 2.3 Operational procedure 48 49

50 The operational procedures of the UASB reactor were divided into four phases.
51
52 The operational conditions of each phase including hydraulic retention time (HRT),
53
54 organic loading rate (OLR), phenols loading rate (PLR), and MIBK load are described
55
56 in Fig. 1. During the period of phase I (161-183 days), the influent concentrations of
57
58
59
60
61
62
63
64
65

1 COD and total phenols were maintained at around 5200 and 1000 mg L⁻¹, respectively
2
3 with the organic components of sodium acetate (3.85 g L⁻¹), phenol (625 mg L⁻¹),
4
5 hydroquinone (125 mg L⁻¹), catechol (125 mg L⁻¹), and resorcinol (125 mg L⁻¹). At
6
7 phase II (184-227 days), 0.1 g L⁻¹ of MIBK was continuously added to the influent
8
9 with a MIBK load of 0.05 g L⁻¹ d⁻¹. At the start of phase III (228-240 days), the UASB
10
11 reactor was fed with a MIBK concentration of 10 g L⁻¹ in the influent for 24 h and
12
13 subsequently returned to the MIBK concentration of 0.1 g L⁻¹. At the start of phase IV
14
15 (241-247 days), the MIBK concentration in the reactor was immediately increased to
16
17 10 g L⁻¹ on day 241 and subsequently decreased to the MIBK concentration of 0.1 g
18
19 L⁻¹. The PLR of the reactor was always 0.49 g L⁻¹ d⁻¹ for the whole phases. The OLR
20
21 values of the reactor were 2.52 g COD L⁻¹ d⁻¹ at the phase I and 2.65 g COD L⁻¹ d⁻¹ at
22
23 the phases II, III and IV, except for 15.72 g COD L⁻¹ d⁻¹ on day 228 (phase III) and
24
25 29.85 g COD L⁻¹ d⁻¹ on day 241 (phase IV).
26
27

28 2.4 Analytical methods

29 2.4.1 Conventional indexes

30
31 COD, MLSS and MLVSS were measured according to the Standard Methods
32
33 [15]. pH values were determined daily with a pH meter (PHS-3C, Leici, China).
34
35 Methane content in the biogas was analyzed using a GC system (SP-6890 GC,
36
37 Shandong Ruihong Ltd., China). The temperatures of the column, injector port and
38
39 detector were 90 °C, 100 °C and 100 °C, respectively. For the analysis of MIBK, the
40
41 effluent was centrifuged for 10 min at 1000 rpm, and filtered through 0.45 um filters.
42
43 Filtrates were analyzed using gas chromatography with a flame ionized detector,
44
45
46
47
48
49
50
51
52
53
54
55
56
57
58
59
60
61
62
63
64
65

1 equipped with a packed column (DB-FFAP, 15m×250µm×0.25µm, Agilent Inc., USA)
2
3 with H₂ as a burning gas and N₂ as a carrier gas. Phenol, hydroquinone, catechol, and
4
5 resorcinol were measured using the HPLC system (1260 Infinity, Agilent Inc., USA).
6
7
8
9 The measurement conditions were mobile phase of acetonitrile 25% and water 75% at
10
11 a flow rate of 1.00 ml min⁻¹, signal wavelength at 280 nm.
12

13 14 2.4.2 Specific methanogenic activity (SMA) tests 15

16
17 The SMA of sludge was determined in the batch assays using 2 g L⁻¹ sodium
18
19 acetate as the substrate. The SMA tests were carried out in 300 mL sealed vials. All
20
21 batch tests were performed in triplicate and were incubated at 35 °C and 120 rpm.
22
23 Before the experiment, sludge and substrate were loaded in the vials. Besides, sludge
24
25 mass (g VSS): substrate COD (g) ratio was 1:1. The vials were sealed by rubber plug
26
27 after sparging nitrogen gas for about 1-2 min. The samples were taken from the vials
28
29 and analyzed every 2 h. The SMA values were expressed as mg COD-CH₄ g⁻¹VSS d⁻¹.
30
31
32
33
34
35

36 2.4.3 Substrate utilization rates (SUR) of phenols 37

38
39 The SUR of phenol, hydroquinone, catechol, and resorcinol were used to
40
41 evaluate the specific degradation activity of the inoculum and biomass in the UASB
42
43 reactor. The SUR tests were carried out in 300 mL sealed vials. Each concentration of
44
45 phenol, hydroquinone, catechol, and resorcinol was 20 mg L⁻¹. In the SUR tests, the
46
47 sludge mass (g VSS) and phenols mass (g) ratio was 40: 1. All assays were conducted
48
49 in triplicate and run at 35 °C and 120 rpm. At the beginning of the tests, the vials were
50
51 purged with nitrogen gas for about 1-2 min. During the experiment, the samples were
52
53 filtered through a 0.45 µm filter after be taken from the vials every 2 h. The SUR of
54
55
56
57
58
59
60
61
62
63
64
65

1 sludge was calculated by the phenols degradation with the time, which was expressed
2
3 as mg phenols g⁻¹VSS d⁻¹.
4
5

6 2.4.4 Kinetic tests of anaerobic degradation of MIBK 7

8
9 The kinetic test were used to evaluate anaerobic degradation rate and methane
10 potential of MIBK. The assays were conducted in 300 mL sealed vials using MIBK as
11 the sole carbon resource of the medium. The macronutrients and micronutrients in the
12 medium are described as the section 2.2. In all cases, the ratios of sludge mass (g VSS)
13 and substrate COD (g COD) were kept at 2:1. The bottles were sealed with butyl
14 rubber stoppers and incubated in a shaker chamber set at 120 rpm and 35 °C. Methane
15 production was measured daily. The kinetic tests were run at a series of MIBK
16 concentrations including 0.1, 0.5, 5, and 10 g L⁻¹. In order to compare the influence of
17 MIBK concentrations on its methane potential, the results were exhibited as the actual
18 methane production rates of MIBK divided by its theoretical values. The relative
19 methane generation rate constant was calculated by the methane conversion ratios of
20 MIBK with the time. The equations are presented as follows:
21
22
23
24
25
26
27
28
29
30
31
32
33
34
35
36
37
38
39
40

$$41 R = \frac{V_{act}}{V_{theor}} \quad (1)$$

$$42 k_i = \frac{\Delta R}{\Delta t} \quad (2)$$

43 where R is the actual (V_{act}) and theoretical (V_{theor}) methane production ratio of MIBK,
44 and k_i the relative methane generation rate constant (d⁻¹) is the slope of the variation
45 of R values (ΔR) versus the change of time (Δt) at MIBK concentration of i g L⁻¹. In
46 addition, a plot of ln (C/C₀) versus time could obtain a straight-line relationship with
47 the slope being equivalent to the anaerobic degradation rate of MIBK (k). For this set
48
49
50
51
52
53
54
55
56
57
58
59
60
61
62
63
64
65

1 of experiments, the initial concentration of MIBK was set at 35 mg L⁻¹.
2

3 2.5. Statistical analysis 4

5
6 For the significance analysis of the experimental data, the SMA and SUR values
7
8 of sludge between the tests and the control group were evaluated by analysis of
9
10 variance (ANOVA) at a level of 0.05 using Origin version 9 (OriginLab Corporation,
11
12 USA). The sum of squares for calculating the F values were obtained from the
13
14 analysis of Origin software. The obtained F values were compared with the F_{0.05} to
15
16
17 determine whether there were significant differences between two groups of data.
18
19
20
21

22 **3. Results and Discussion** 23

24 3.1 Impact of MIBK on the removal of COD and phenols in the UASB reactor 25

26
27 The removal efficiency and effluent concentrations of phenols after MIBK
28
29 addition in the UASB reactor are presented in Fig. 2. After acclimation, the anaerobic
30
31 sludge exhibited an excellent ability to remove phenols and convert them into
32
33 methane in the reactor. In the phase I, the effluent concentration of phenol was around
34
35 0.22 mg L⁻¹ and the concentrations of catechol, resorcinol, and hydroquinone were not
36
37 detected. The removal efficiency of COD reached above 97.0% in the influent COD
38
39 of 5200 mg L⁻¹ and total phenols of 1000 mg L⁻¹ during this period. In the phase II,
40
41 MIBK was added continuously with a dosage of 0.1 g L⁻¹ in the influent and there
42
43 were no observed changes in the effluent concentration of COD and phenols. On the
44
45 first day of phase III (day 228), the concentration of MIBK was increased rapidly to
46
47 10 g L⁻¹ and lasted for 24 h. This exposure of MIBK caused an increase in the effluent
48
49 concentrations of COD and phenol, except catechol, resorcinol, and hydroquinone.
50
51
52
53
54
55
56
57
58
59
60
61
62
63
64
65

1 The concentration of phenol in the effluent only increased to around 1 mg L⁻¹ on day
2
3 228. In the phase IV, a short-time exposure of MIBK made effluent phenol increase to
4
5 10.9 mg L⁻¹ on day 242 and COD removal decrease to 72.5% on day 243. Although
6
7 the impact of MIBK showed an adverse effect on phenols removal of about 1-2%, the
8
9 effect was still limited. It was noteworthy that the recovery rate of COD removal was
10
11 slower than phenols removal in the reactor. Many organics, such as phenols, long
12
13 chain fatty acids and N-substituted aromatics could potentially inhibit the
14
15 methanogenesis [16]. Specifically, this inhibitory effect would be worse when these
16
17 organics had a slow hydrolysis rate and hydrophobic nature. Furthermore, there was a
18
19 different toxic effect on the acetoclastic and hydrogenotrophic methanogens for these
20
21 compounds [17]. Obviously, the impact of MIBK posed a threat to the performance
22
23 stability of the anaerobic reactor. Performance stability was an important operational
24
25 issue for anaerobic digestion of phenolic compounds. Poirier et al (2016) pointed out
26
27 that the performance stability of anaerobic digestion was impaired by initial phenol
28
29 concentrations above 1 g L⁻¹ and the community shifts within anaerobic digestion
30
31 microbiota were also observed [9]. Once the long-time exposure of MIBK on the
32
33 anaerobic sludge caused the decrease of phenols removal, the increasing
34
35 concentration of phenols inhibited the methanogenesis. Therefore, it was necessary to
36
37 clarify the impact of MIBK on the methanogenic activity and phenols degradation
38
39 activity of sludge.
40
41
42
43
44
45
46
47
48
49
50
51
52
53

54 3.2 SMA and SUR values of sludge in the UASB reactor

55 The SMA of sludge at different phases is shown in Fig. 3. The high SMA values
56
57
58
59
60
61
62
63
64
65

1 of $2.742 \pm 0.167 \text{ g COD-CH}_4 \text{ g}^{-1} \text{ VSS d}^{-1}$ were obtained during the period of phase I.
2
3 Previously, the SMA of sludge for treating phenolic wastewater was found in a range
4
5 from 0.15 to $0.66 \text{ g COD-CH}_4 \text{ g}^{-1} \text{ VSS d}^{-1}$ [18-20]. The SMA values in this study
6
7 were much higher than the previous results, which might be the synthetic wastewater
8
9 containing acetate and the formation of granular sludge. However, there was a
10
11 reduction of 72.7%, 47.6% and 68.4% of the SMA values in the phases II, III and IV,
12
13 respectively when the sludge exposed to MIBK. For the phase II, the low
14
15 concentration of MIBK led to a little increase of OLR while a significant reduction of
16
17 SMA was observed. Furthermore, the high concentration of MIBK during the phases
18
19 III and IV caused an obvious increase of OLR in the reactor, but the SMA of sludge
20
21 remained at a low level. Correspondingly, the toxic effect of MIBK on the
22
23 methanogenesis could not be underestimated. The SUR of phenols at different phases
24
25 is shown in Table 1. During the phase II, the exposure of MIBK (0.1 g L^{-1}) had an
26
27 impact on the SUR of phenol from 37.35 ± 4.12 to $18.44 \pm 0.48 \text{ mg phenol g}^{-1} \text{ VSS d}^{-1}$
28
29 and resorcinol from 46.72 ± 0.11 to $23.68 \pm 3.35 \text{ mg resorcinol g}^{-1} \text{ VSS}$, while the
30
31 degradation rates of catechol and hydroquinone increased. The SUR results indicated
32
33 that the effect of MIBK exposure varied considerably depending on the type of
34
35 phenols. Subsequently, the short-time and immediate exposure of MIBK during the
36
37 phases III and IV did not show a sustained inhibitory effect on the SUR of sludge.
38
39
40
41
42
43
44
45
46
47
48
49
50
51
52
53
54
55
56
57
58
59
60
61
62
63
64
65

3.3 Kinetic analysis of anaerobic degradation of MIBK

1 The biochemical specificity acquired by anaerobic microbial consortia when
2
3 exposed to resorcinol, catechol and hydroquinone for acclimation [21]. It was
4
5 necessary to clarify the kinetics of phenols degradation and methanogenesis under the
6
7 exposure of MIBK to reveal the potential toxicity. Fig. 4a shows the anaerobic
8
9 degradation rate of MIBK. The anaerobic degradation rate constant of MIBK was
10
11 0.0115 h⁻¹ at the initial concentration of 35 mg L⁻¹ (as shown in Fig. 4a). As a single
12
13 substrate, acetone and MIBK were biodegraded at a rate of 1.7 and 2.23 d⁻¹,
14
15 respectively by an acclimatized activated sludge [13]. Furthermore, the
16
17 pseudo-first-order degradation rate constant decreased with the increase of volumetric
18
19 loading rate of MIBK [22]. The results obtained from the activated sludge system
20
21 were approximately 6-8 times higher than the observed rates in the anaerobic batch
22
23 experiments. Ketones are energetically difficult for anaerobic microbial degradation.
24
25 Anaerobic degradation of ketones required carboxylation-like reactions to introduce
26
27 carboxylic groups into the carbon skeletons as primary activation reactions [11].
28
29 Estrada et al (2013) showed that fungal, bacterial and two-stage biofilters could
30
31 remove only about 15.0 ± 5.3%, 25.4 ± 4.8%, and 30.0 ± 8.5%, respectively [23]. For
32
33 treatment of acetone-butanol-ethanol fermentation wastewater in an anaerobic baffled
34
35 reactor, almost all of the butanol and ethanol were degraded in the first compartment;
36
37 however more compartments were involved in the removal of acetone [24]. Methyl
38
39 ethyl ketone (MEK) was degraded at a low rate of 4.0 ± 0.74 and 0.51 ± 0.14 mg L⁻¹
40
41 d⁻¹, respectively in the MEK-contaminated and uncontaminated sediment microcosms
42
43 [25]. It required a long period of incubation to complete the mineralization of MEK
44
45
46
47
48
49
50
51
52
53
54
55
56
57
58
59
60
61
62
63
64
65

1 under nitrate- and sulfate-reducing conditions [26]. The degradation rates of MEK
2
3 under the iron-reducing conditions were lower than previously reported rates under
4
5 methanogenic conditions and comparable to previously reported rates under nitrate-
6
7 and sulfate-reducing conditions [25]. The biodegradation rates of these ketones in the
8
9 aquifer environments were still not well characterized under anaerobic conditions and
10
11 more specifically, under methanogenic conditions. The relative methane generation
12
13 rates are shown in Fig. 4b. The relative methane generation rate constants decreased
14
15 with the increase of MIBK concentrations. The actual and theoretical methane
16
17 production ratio of MIBK was below 0.3 under a MIBK concentration of 0.1 g L⁻¹.
18
19 Around 9% and 6% of MIBK were converted into methane under MIBK
20
21 concentrations of 5 and 10 g L⁻¹, respectively. Wikandari et al (2015) pointed the
22
23 experimental methane production of furaneol and mesifurane occupying less than
24
25 50% of theoretical methane production at a concentration of 5 g L⁻¹ [12]. The results
26
27 indicated that MIBK could be converted to methane while the conversion rate was
28
29 slow. In addition, the relative methane generation rates exhibited a linear correlation
30
31 with time (all of R² are above 0.9330). The relative methane generation rate constants
32
33 were 0.00816, 0.00613, 0.00273, and 0.00207 d⁻¹ at MIBK concentration of 0.1, 0.5, 5,
34
35 and 10 g L⁻¹, respectively. It showed that a higher concentration of MIBK had a
36
37 stronger negative effect on the bioconversion of MIBK to methane. In this study, the
38
39 recalcitrance and toxicity of MIBK not only caused a slow degradation rate of MIBK,
40
41 but also reduced the methanogenesis under anaerobic condition.
42
43
44
45
46
47
48
49
50
51
52
53
54
55
56
57
58
59
60
61
62
63
64
65

3.4 Effect of different MIBK concentrations on the SMA and SUR of sludge

The toxicity of different MIBK concentrations on the SMA and SUR of sludge were conducted in the batch tests. The effect of MIBK concentrations on the SMA of sludge is shown in Fig.5 and the statistical analysis result is supplemented in Table S1. As shown in Fig. 5, the SMA values were similar at the MIBK concentrations of 0, 0.1, and 0.5 g L⁻¹, which were 0.750±0.022, 0.814±0.147, 0.782±0.047 g COD-CH₄ g⁻¹VSS d⁻¹, respectively. The calculated F values were 0.18469 and 0.37118, respectively at MIBK concentrations of 0.1 and 0.5 g L⁻¹, which were lower than the corresponding F_{0.05} values. However, the F values obtained at MIBK concentrations of 5 and 10 g L⁻¹ were far higher than their F_{0.05} values. Thus, the toxicity of MIBK on the methane production was significant (p>0.05) when the MIBK concentrations reached 5 and 10 g L⁻¹. Certainly, the impact (10 g L⁻¹) of MIBK on phenols removal was underestimated in the UASB reactor due to the short-time exposure of MIBK and dilution effect. Although the SMA of sludge was near to zero at MIBK of 10 g L⁻¹, the complete inhibition was temporary and could be gradually alleviated according the kinetic tests of MIBK. The SUR tests were used to describe the influence of MIBK on the phenols degradation rate of anaerobic sludge. The effect of MIBK concentrations on the SUR of sludge are shown in Fig.6 and the statistical analysis result is supplemented in Table S2. In the control groups, the SURs of phenol, catechol, resorcinol, and hydroquinone were 18.44±0.48, 41.49±0.30, 23.68±3.35, and 12.40±0.60 mg g⁻¹VSS d⁻¹, respectively. These phenolic compounds could be degraded efficiently by the acclimated anaerobic microbes, but they had different

1 SUR values among them. Previously, Latkar et al (2003) reported that the order of
2
3 degradation was resorcinol>catechol>hydroquinone in an upflow fixed film-fixed bed
4
5 reactor, and catechol had an un-competitive inhibition on resorcinol degradation [27].
6
7 As shown in Fig. 6, the low concentrations of MIBK (0.1 and 0.5 g L⁻¹) caused a
8
9 slight adverse effect on the degradation rates of phenols. High concentrations of
10
11 MIBK had a serious inhibitory effect on the phenols degradation activity of sludge.
12
13 The SUR values of phenol, catechol, resorcinol, and hydroquinone swiftly decreased
14
15 to 3.14±0.94, 5.86±0.13, 2.66±0.11, and 4.46±0.2 mg g⁻¹VSS d⁻¹ at MIBK
16
17 concentration of 5 g L⁻¹ and 1.30±0.42, 9.18±2.52, 0.21±0.01, and 1.93±0.54 mg
18
19 g⁻¹VSS d⁻¹ at MIBK concentration of 10 g L⁻¹, respectively. Interestingly, the impact
20
21 of MIBK on these phenolic compounds was different. Especially, the maximum and
22
23 minimum reductions of SUR values were around 99% and 78%, respectively, which
24
25 were obtained from the degradation of resorcinol and catechol after exposure to 10 g
26
27 L⁻¹ of MIBK (Fig. 6a and c). So, the long-time exposure of high concentration of
28
29 MIBK on anaerobic sludge might cause temporary failure due to the toxic effect on
30
31 methanogenesis and phenols degradation. For the microbial growth process, Chan and
32
33 Peng (2008) found that the degree of inhibitive effect was methyl isopropyl ketone
34
35 (MIPK) > methyl ethyl ketone (MEK) > acetone [28]. Furthermore, MIBK showed
36
37 the most inhibitive effect on the degradation of MEK [29]. As a high-priority toxic
38
39 chemical, MIBK was extensively used for phenols extraction from the coal
40
41 gasification wastewater in China, but the impact of MIBK on performance stability of
42
43 the anaerobic reactor was long been ignored. This study provided a direct evidence for
44
45
46
47
48
49
50
51
52
53
54
55
56
57
58
59
60
61
62
63
64
65

1 the potential impact of MIBK on phenols degradation and methanogenesis. The
2
3 temporary inhibitory effect of MIBK became a threat to the performance stability of
4
5 the anaerobic reactor. Therefore, the industrial phenols extraction installations should
6
7 be required to avoid the leakage of MIBK in the influent of the anaerobic reactor for
8
9 preventing performance failure.
10
11
12

13 **Conclusion**

14
15
16 The impact of MIBK showed a low toxicity effect on the removals of phenols,
17
18 but the SMA values of the sludge had a significant reduction in the UASB reactor.
19
20 The anaerobic sludge exposed to MIBK suggested partial inhibition in the
21
22 bioconversion of MIBK to methane. Anaerobic degradation of MIBK fitted well with
23
24 the pseudo-first-order kinetic behavior. Furthermore, high concentration of MIBK had
25
26 a higher inhibition on the methanogenesis than phenols degradation. The toxicity
27
28 effect of MIBK on phenols degradation varied considerably depending on the type of
29
30 phenols. These results indicated that the long-time exposure of MIBK could cause
31
32 negative impacts on the activity of sludge and therefore its concentration control
33
34 became critical for the extraction unit.
35
36
37
38
39
40
41
42
43
44
45
46

47 **Acknowledgments**

48
49 This work was supported by Fundamental Research Funds for the Central
50
51 Universities (JZ2016HG TB0722), National Science Foundation of China (51208164),
52
53 and Project of Science and Technology in Anhui Province (1501041130).
54
55
56
57
58
59
60
61
62
63
64
65

Reference

- [1] M. Bajaj, C. Gallert, J. Winter, Treatment of phenolic wastewater in an anaerobic fixed bed reactor (AFBR)-Recovery after shock loading, *J. Hazard. Mater.* 162 (2009) 1330-1339.
- [2] W. Wang, H.J. Han, Recovery strategies for tackling the impact of phenolic compounds in a UASB reactor treating coal gasification wastewater, *Bioresour. Technol.* 103 (2012) 95-100.
- [3] C.F. Yang, Y. Qian, L.J. Zhang, J.Z. Feng, Solvent extraction process development and on-site trial-plant for phenol removal from industrial coal-gasification wastewater, *Chem. Eng. J.* 117 (2006) 179-185.
- [4] H.J. Gai, Y.B. Jiang, Y. Qian, A. Kraslawskib, Conceptual design and retrofitting of the coal-gasification wastewater treatment process, *Chem. Eng. J.* 138 (2008) 84-94.
- [5] Z.J. Yu, Y. Chen, D.C. Feng, Y. Qian, Process development, simulation, and industrial implementation of a new coal-gasification wastewater treatment installation for phenol and ammonia removal, *Ind. Eng. Chem. Res.* 49 (2010) 2874-2881.
- [6] J.G. Na, M.K. Lee, Y.M. Yun, Microbial community analysis of anaerobic granules in phenol-degrading UASB by next generation sequencing, *Biochem. Eng. J.* 112 (2016) 241-248.
- [7] C. Madigou, S. Poirier, C. Bureau, Acclimation strategy to increase phenol tolerance of an anaerobic microbiota, *Bioresour. Technol.* 216 (2016) 77-86.
- [8] W. Wang, B.T. Wu, S.L. Pan, K. Yang, Z.H. Hu, S.J. Yuan, Performance

1 robustness of the UASB reactors treating saline phenolic wastewater and analysis of
2
3 microbial community structure, *J. Hazard. Mater.* 2017,
4
5 <http://dx.doi.org/10.1016/j.jhazmat.2017.02.025>.
6
7

8
9 [9] S. Poirier, A. Bize, C. Bureau, Community shifts within anaerobic digestion
10
11 microbiota facing phenol inhibition: Towards early warning microbial indicators?.
12
13 *Water Res.* 100 (2016) 296-305.
14
15

16
17 [10] J.M. Suflita, M.R. Mormile, Anaerobic biodegradation of known and potential
18
19 gasoline oxygenates in the terrestrial subsurface, *Environ. Sci. Technol.* 27 (1993)
20
21 976-978.
22
23

24
25 [11] J. Heider, K. Schühle, J. Frey, Activation of acetone and other simple ketones in
26
27 anaerobic bacteria, *J. Mol. Microbiol. Biotechnol.* 26 (2016) 152-164.
28
29

30
31 [12] R. Wikandari, N.K. Sari, Q. A'yun, Effects of Lactone, Ketone, and Phenolic
32
33 compounds on methane production and metabolic intermediates during anaerobic
34
35 digestion, *Appl. Biochem. Biotechnol.* 175 (2015) 1651-1663.
36
37

38
39 [13] D. Quesnel, G. Nakhla, Removal kinetics of acetone and MIBK from a complex
40
41 industrial wastewater by an acclimatized activated sludge, *J. Hazard. Mater.* 132
42
43 (2006) 253-260.
44
45

46
47 [14] H.Q. Yu, Q.B. Zhao, Y. Tang, Anaerobic treatment of winery wastewater using
48
49 laboratory-scale multi-and single-fed filters at ambient temperatures, *Process*
50
51 *Biochem.* 12 (2006) 2477-2481.
52
53

54
55 [15] APHA, Standard Methods for the Examination of Water and Wastewater, 21st ed.,
56
57 American Public Health Association, American Water Works Association and Water
58
59
60
61
62
63
64
65

1 Environment Federation, 2005.

2
3 [16] Y. Chen, J.J. Cheng, K.S. Creamer, Inhibition of anaerobic digestion process: a
4 review, *Bioresour. Technol.* 99 (2008) 4044–4064.
5

6
7
8 [17] E.C. Symsaris, I.A. Fotidis, A.S. Stasinakis, Effects of triclosan, diclofenac, and
9 nonylphenol on mesophilic and thermophilic methanogenic activity and on the
10 methanogenic communities, *J. Hazard. Mater.* 291 (2015) 45-51.
11
12
13

14
15 [18] A. Hussain, P. Kumar, I. Mehrotra, Treatment of phenolic wastewater in UASB
16 reactor: Effect of nitrogen and phosphorous, *Bioresour. Technol.* 99 (2008)
17 8497-8503.
18
19
20
21
22

23
24 [19] A. Hussain, S.K. Dubey, Specific methanogenic activity test for anaerobic
25 treatment of phenolic wastewater, *Desalin. Water Treat.* 52 (2014) 7015-7025.
26
27
28
29

30
31 [20] H.H.P. Fang, D.W. Liang, T. Zhang, Anaerobic treatment of phenol in wastewater
32 under thermophilic condition, *Water Res.* 40 (2006) 427-434.
33
34
35

36
37 [21] M. Latkar, T. Chakrabarti, Resorcinol, catechol and hydroquinone biodegradation
38 in mono and binary substrate matrices in upflow anaerobic fixed-film fixed-bed
39 reactors, *Water Res.* 28 (1994) 599-607.
40
41
42
43

44 [22] Z. Cai, D. Kim, G.A. Sorial Removal of methyl isobutyl ketone from
45 contaminated air by trickle-bed air biofilter, *J. Environ. Eng.* 131 (2005) 1322-1329.
46
47
48

49
50 [23] J.M. Estrada, S. Hernández, R. Muñoz, S. Revah, A comparative study of fungal
51 and bacterial biofiltration treating a VOC mixture, *J. Hazard. Mater.* 250-251 (2013)
52 190-197.
53
54
55
56

57
58 [24] J. Zhang, Y.J. Wei, W. Xiao, Z. H. Zhou, X. Yan, Performance and spatial
59
60
61
62
63
64
65

1 community succession of an anaerobic baffled reactor treating
2
3 acetone-butanol-ethanol fermentation wastewater, *Bioresour. Technol.* 102 (2011)
4
5
6 7407-7414.

7
8
9 [25] N. Fahrenfeld, A. Pruden, M. Widdowson, Kinetic and microbial community
10
11 analysis of methyl ethyl ketone biodegradation in aquifer sediments, *Biodegradation*,
12
13
14 28 (2017) 27-36.

15
16
17 [26] M.R. Mormile, S. Liu, J.M. Suflita, Anaerobic biodegradation of gasoline
18
19 oxygenates: extrapolation of information to multiple sites and redox conditions,
20
21
22 *Environ. Sci. Technol.* 28 (1994) 1727-1732.

23
24
25 [27] M. Latkar, K. Swaminathan, T. Chakrabarti, Kinetics of anaerobic biodegradation
26
27 of resorcinol catechol and hydroquinone in upflow fixed film–fixed bed reactors,
28
29
30 *Bioresour. Technol.* 88 (2003) 69-74.

31
32
33 [28] W.C. Chan, K.H. Peng, Biofiltration of ketone compounds by a composite bead
34
35
36 biofilter, *Bioresour. Technol.*, 99 (2008) 3029-3035.

37
38
39 [29] M.A. Deshusses, Transient behavior of biofilters: Start-up, carbon balances, and
40
41
42 interactions between pollutants, *J. Environ. Eng.* 123 (1997) 563-568.
43
44
45
46
47
48
49
50
51
52
53
54
55
56
57
58
59
60
61
62
63
64
65

Table 1 The SUR of phenols at different phases.

Periods	Phenol mg g ⁻¹ VSS d ⁻¹	Catechol mg g ⁻¹ VSS d ⁻¹	Resorcinol mg g ⁻¹ VSS d ⁻¹	Hydroquinone mg g ⁻¹ VSS d ⁻¹
Phase I	37.35±4.12	36.09±0.03	46.72±0.11	6.94±1.51
Phase II	18.44±0.48	41.49±0.30	23.68±3.35	12.40±0.60
Phase III	38.67±1.04	66.66±10.76	16.00±3.32	32.07±5.50
Phase IV	61.03±3.13	44.47±1.57	64.09±2.23	8.39±0.45

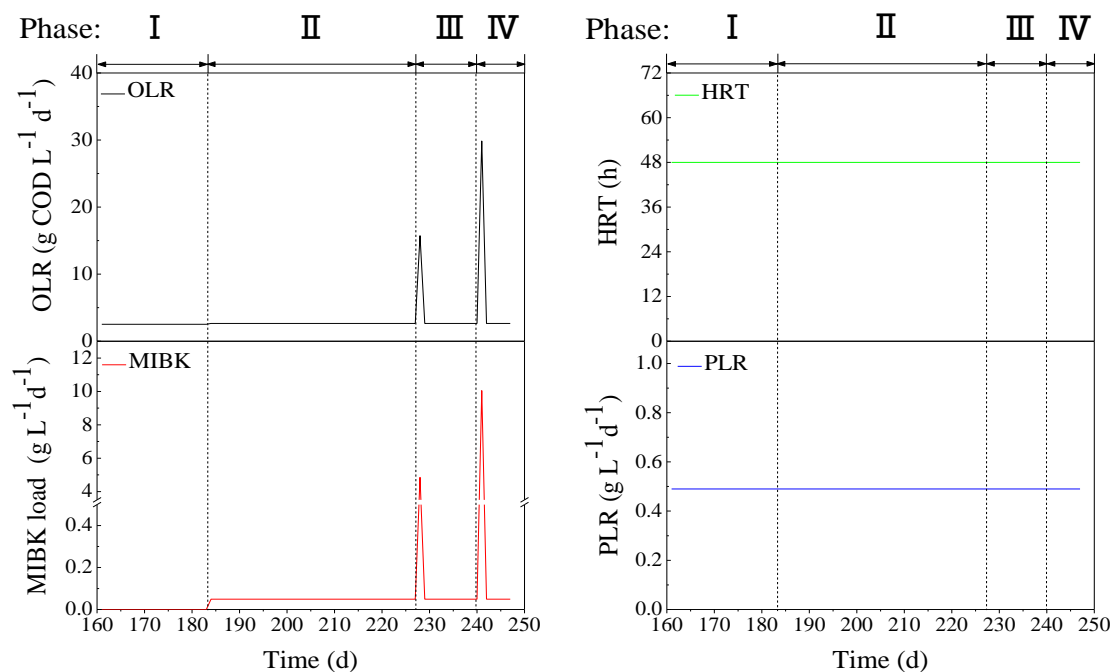


Fig. 1. The operational conditions of different phases in the UASB reactor. (OLR, organic loading rate; HRT, hydraulic retention time; PLR, phenols loading rate; Phase I: control period, 161-183 d; Phase II: continuous dosing of 0.1 g L^{-1} MIBK in the influent, 184-227d; Phase III: short-time exposure of 10 g L^{-1} of MIBK in the influent on day 228, 228-240 d; Phase IV: immediate exposure of 10 g L^{-1} of MIBK in the reactor on day 241, 241-247d)

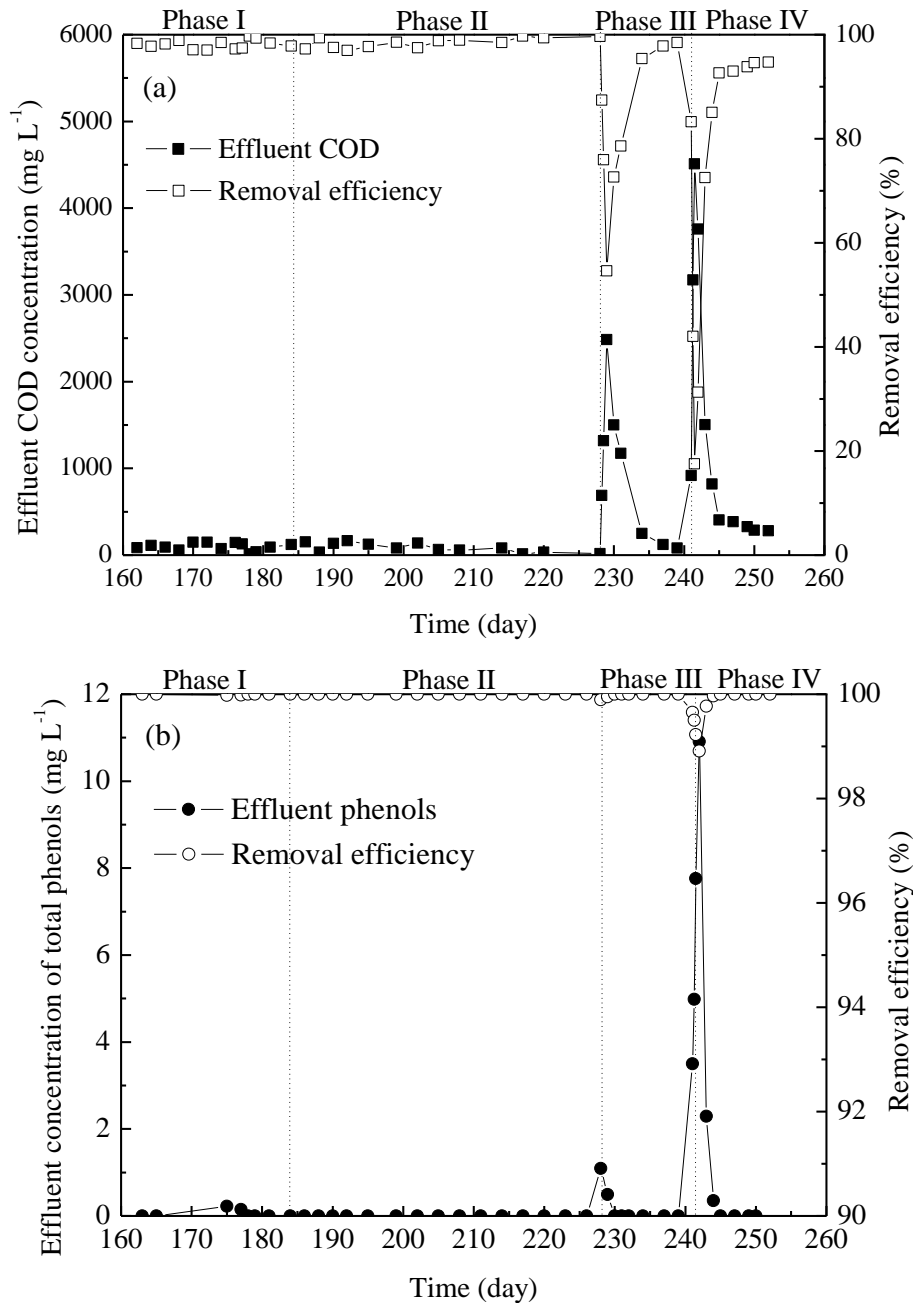


Fig. 2. Impact of MIBK on the performance of the UASB reactor (a) COD, (b) total phenols.

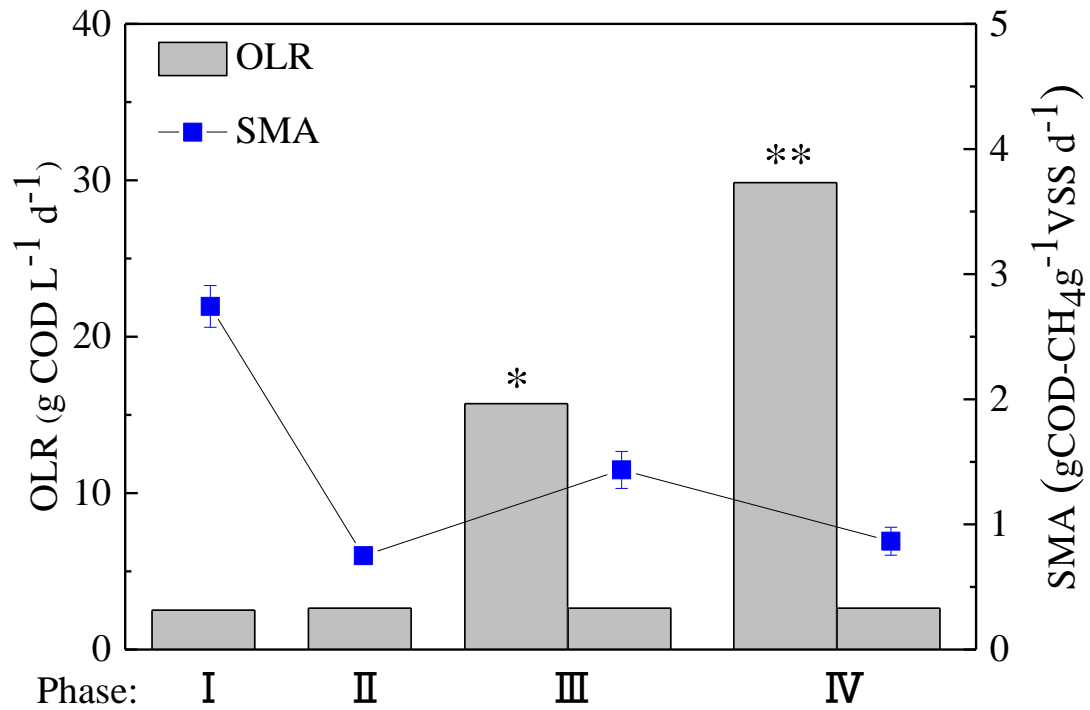


Fig. 3. The SMA of sludge at different phases. (*, short-time exposure of 10 g L⁻¹ of MIBK in the influent on day 228; **, immediate exposure of 10 g L⁻¹ of MIBK in the reactor on day 241).

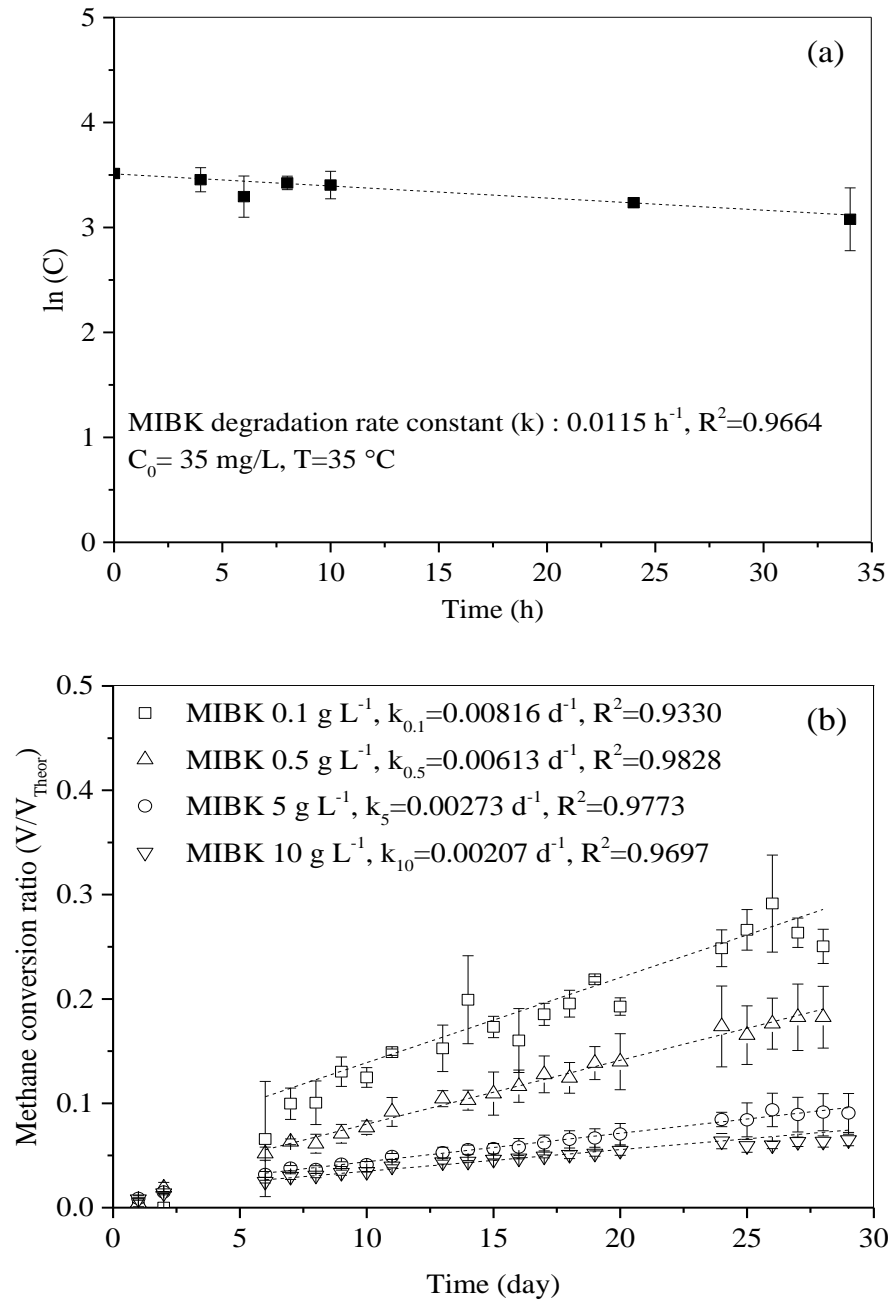


Fig. 4. The anaerobic degradation rate and relative methane generation rates of MIBK
(a, anaerobic degradation rate constant; b, relative methane generation rate constant).

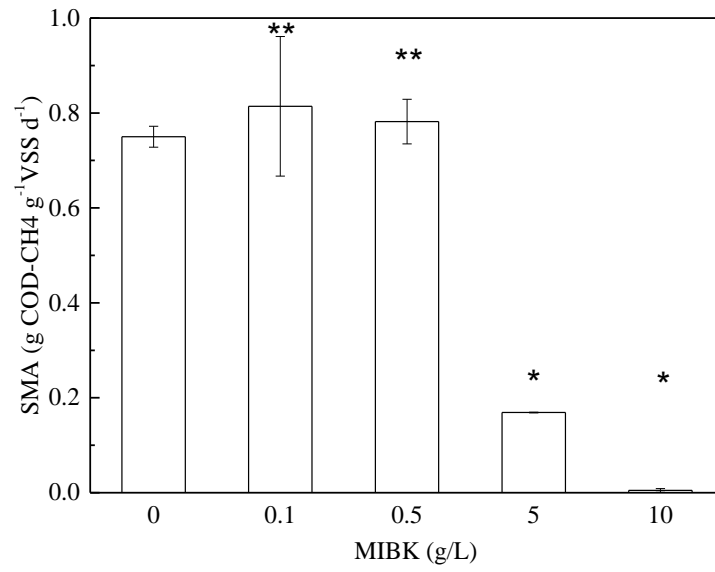


Fig. 5. Effect of different MIBK concentrations on the SMA of sludge

(**, is not significant at the 0.05 level; *, is significant at the 0.05 level).

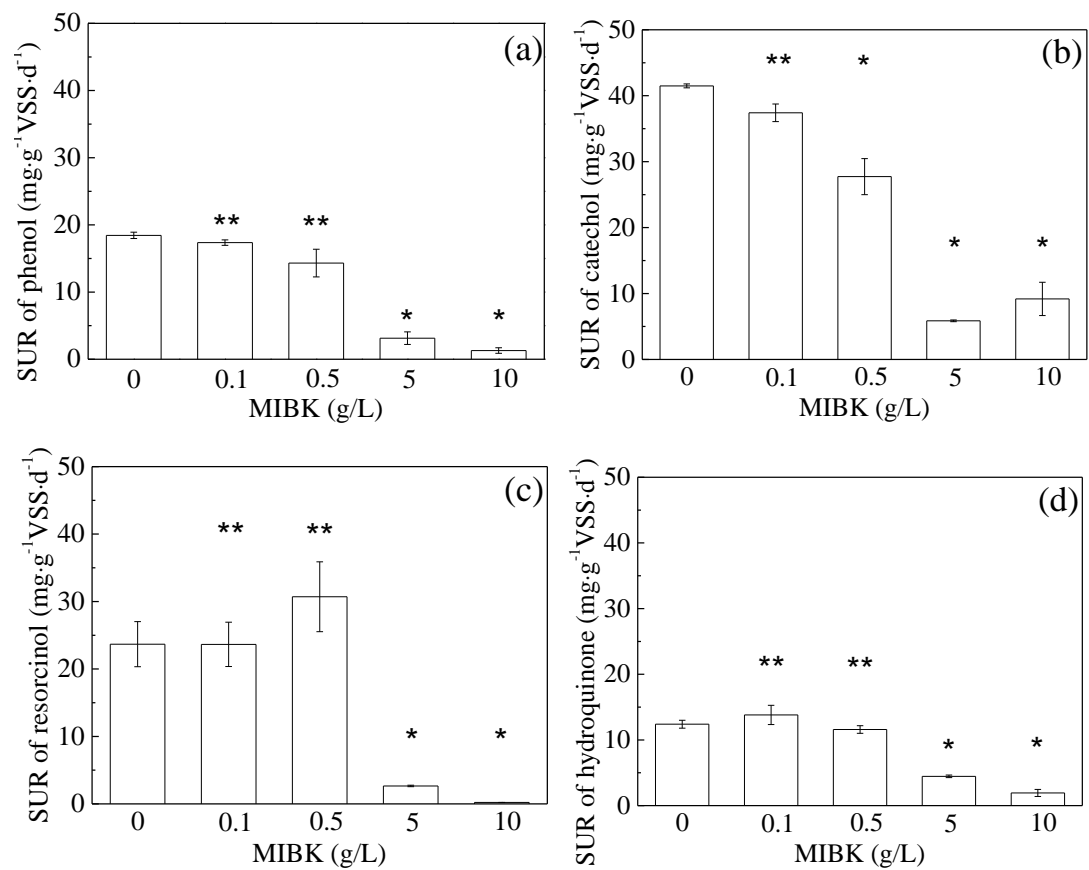


Fig. 6. Effect of different MIBK concentrations on the SUR of sludge

(a, the SUR of phenol; b, the SUR of catechol; c, the SUR of resorcinol; d, the SUR of hydroquinone; **, is not significant at the 0.05 level; *, is significant at the 0.05 level).

Table S1 The statistical analysis results for the SMA tests

MIBK concentration (g L ⁻¹)	Sum of Squares	F Value	Prob>F
0.1	0.00394	0.18469	0.70925
0.5	9.57284E-4	0.37118	0.60435
5	0.32632	722.40151	0.00138
10	0.53726	1150.57494	8.67999E-4

Table S2 The statistical analysis results for the SUR tests

Phenolic compounds	Concentration of MIBK (g L ⁻¹)	Sum of Squares	F Value	Prob>F
Catechol	0.1	16.77968	2.33622	0.41987
	0.5	189.33760	25.02066	0.03772
	5	1269.14063	12212.08203	8.18761E-5
	10	1043.61302	162.11653	0.00611
Resorcinol	0.1	22.44590	0.51842	0.70068
	0.5	49.42090	1.29867	0.37255
	5	442.05063	39.35102	0.02448
	10	550.79396	49.07928	0.01977
Hydroquinone	0.1	2.69402	0.31381	0.78383
	0.5	0.66422	0.94589	0.43335
	5	63.04360	157.60900	0.00629
	10	109.62090	168.23343	0.00589
Phenol	0.1	1.15563	2.93511	0.22881
	0.5	16.93323	3.78885	0.19098
	5	233.93703	210.90133	0.00471
	10	293.77960	738.41800	0.00135