

What does it take to detect entanglement with the human eye?

Vivoli, Valentina Caprara; Sekatski, Pavel; Sangouard, Nicolas

DOI

[10.1364/OPTICA.3.000473](https://doi.org/10.1364/OPTICA.3.000473)

Publication date

2016

Document Version

Final published version

Published in

Optica

Citation (APA)

Vivoli, V. C., Sekatski, P., & Sangouard, N. (2016). What does it take to detect entanglement with the human eye? *Optica*, 3(5), 473-476. <https://doi.org/10.1364/OPTICA.3.000473>

Important note

To cite this publication, please use the final published version (if applicable). Please check the document version above.

Copyright

Other than for strictly personal use, it is not permitted to download, forward or distribute the text or part of it, without the consent of the author(s) and/or copyright holder(s), unless the work is under an open content license such as Creative Commons.

Takedown policy

Please contact us and provide details if you believe this document breaches copyrights. We will remove access to the work immediately and investigate your claim.

What does it take to detect entanglement with the human eye?

VALENTINA CAPRARA VIVOLI,^{1,2} PAVEL SEKATSKI,³ AND NICOLAS SANGOUARD^{4,*}

¹Group of Applied Physics, University of Geneva, CH-1211 Geneva 4, Switzerland

²QuTech, Delft University of Technology, Lorentzweg 1, 2611 CJ Delft, The Netherlands

³Institut für Theoretische Physik, Universität von Innsbruck, Technikerstraße 25, A-6020 Innsbruck, Austria

⁴Department of Physics, University of Basel, Klingelbergstrasse 82, 4056 Basel, Switzerland

*Corresponding author: nicolas.sangouard@unibas.ch

Received 4 January 2016; revised 24 March 2016; accepted 12 April 2016 (Doc. ID 256384); published 3 May 2016

Tremendous progress has been realized in quantum optics for engineering and detecting the quantum properties of light. Today, photon pairs are routinely created in entangled states. Entanglement is revealed using single-photon detectors in which a single photon triggers an avalanche current. The resulting signal is then processed and stored in a computer. Here, we propose an approach to get rid of all the electronic devices between the photons and the experimentalist, i.e., to use the experimentalist's eye to detect entanglement. We show in particular that the micro-entanglement that is produced by sending a single photon into a beam splitter can be detected with the eye using the magnifying glass of a displacement in phase space. The feasibility study convincingly demonstrates the possibility of realizing the first experiment where entanglement is observed with the eye. © 2016 Optical Society of America

OCIS codes: (270.0270) Quantum optics; (270.5585) Quantum information and processing.

<http://dx.doi.org/10.1364/OPTICA.3.000473>

The human eye has been widely characterized in the weak light regime. The data presented in Fig. 1 (circles), for example, are the result of a well-established experiment [1] where an observer was presented with a series of coherent light pulses and asked to report when the pulse is seen (the data have been taken from [2]). While rod cells are sensitive to single photons [3], these results show unambiguously that one needs to have coherent states with a few hundred photons on average incident on the eye to systematically see light. As mentioned in [4], the results of this experiment are very well reproduced by a threshold detector preceded by loss. In particular, the red dashed line has been obtained with a threshold at 7 photons combined with a beam splitter with 8% transmission efficiency. In the low photon number regime, vision can thus be described by a positive-operator valued measure (POVM) with two elements $P_{ns}^{\theta,\eta}$ for “not seen” and $P_s^{\theta,\eta}$ for “seen,” where $\theta = 7$ stands for the threshold and $\eta = 0.08$ stands for the efficiency (see Supplement 1, part I). It is interesting to ask what it takes to detect entanglement with such a detector.

Let us note first that such detection characteristics do not prevent the violation of a Bell inequality. In any Bell test, nonlocal correlations are ultimately revealed by the eye of the experimentalist, be it by analyzing numbers on the screen of a computer or laser light indicating the results of a photon detection. The subtle point is whether the amplification of the signal prior to the eye is reversible. Consider a thought experiment where a polarization-entangled two-photon state $\frac{1}{\sqrt{2}}(|h\rangle_A|v\rangle_B - |v\rangle_A|h\rangle_B)$ is shared by two protagonists, Alice and Bob, who easily rotate the polarization of their photons with wave plates. Assume that they can amplify the photon number with the help of some unitary transformation U mapping, say, a single photon to a thousand photons, while leaving the vacuum unchanged. It is clear that in this case, Alice and Bob can obtain a substantial violation of the Clauser–Horne–Shimony–Holt (CHSH) Bell inequality [5], as the human eye can almost perfectly distinguish a thousand photons from the vacuum. In practice, however, there is no way to properly implement U . Usually, the amplification is realized in an irreversible and entanglement-breaking manner, e.g., in a measure and prepare setting with a single-photon detector triggering a laser [6]. In this case, however, the detection clearly happens before the eye.

One may then wonder whether there is a feasible way to reveal entanglement with the eye in reversible scenarios, i.e., with states, rotations, and unitary amplifications that can be accessed experimentally. The task is *a priori* challenging. For example, the proposal of [7], where many independent entangled photon pairs are observed, does not allow one to violate a Bell inequality with the realistic model of the eye described before. A closer example is the proposal of [4], where the entanglement of a photon pair is amplified through a phase covariant cloning. Entanglement can be revealed with the human eye in this scenario if strong assumptions are made on the source. For example, a separable model based on a measure and prepare scheme has shown that it is necessary to assume that the source produces true single photons [6,8]. Here, we go beyond such a proposal by showing that entanglement can be seen without assumptions about the detected state. Inspired by a recent work [9], we show that it is possible to detect path entanglement, i.e., entanglement between two optical paths sharing a single photon, with a trusted model of the human eye upgraded by a displacement in phase space. The displacement operation,

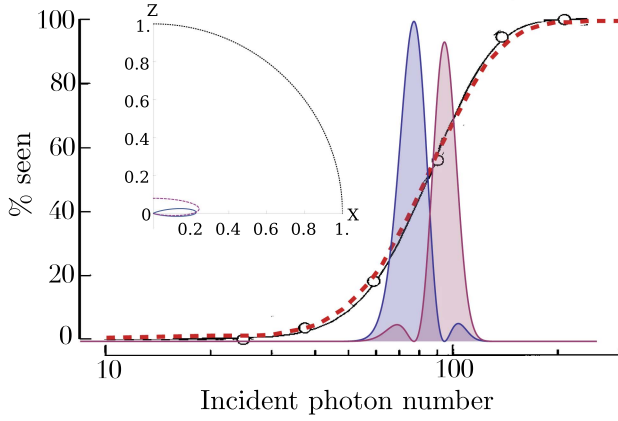


Fig. 1. Experimental results (circles) showing the probability of seeing coherent light pulses as a function of the mean photon number (taken from [2]). The black line is a guide for the eye. The dashed red line is the response of a threshold detector with loss (threshold at 7 photons and 8% efficiency). Such a detector can be used to distinguish the states $|0+1\rangle$ and $|0-1\rangle$ when they are displaced in phase space: the displacement operation not only increases the photon number, but also makes the photon distribution distinguishable. This is shown through the two bumps, which are the photon number distributions of $|\mathcal{D}(\alpha)(0+1)\rangle$ and $|\mathcal{D}(\alpha)(0-1)\rangle$ for $\alpha \sim \sqrt{100}$. The inset is a quarter of the xz plane of the Bloch sphere having the vacuum and single-photon Fock states $\{|0\rangle, |1\rangle\}$ as the north and south poles, respectively. A perfect qubit measurement corresponds to a projection along a vector with unit length (dotted line). The POVM element “no click” of a measurement combining a single-photon detector with 8% efficiency and a displacement operation defines a nonunit vector on the sphere for which the angle with the z axis can be changed by tuning the amplitude of the displacement (purple dashed curve). For a displacement with a zero amplitude (no displacement), this vector points out in the z direction, whereas for an amplitude $\sim \sqrt{12.5}$, the vector points out in the x direction. The POVM element “not seen” of a measurement combining a human eye with a displacement operation also defines a nonunit vector on the sphere (blue full line). The angle between this vector and the z axis can also be varied by changing the size of the displacement. In particular, for an amplitude of the displacement of $\sim \sqrt{100}$, this vector points out in the x direction, and in this case, the measurement with the eye is fairly similar to the measurement with the single-photon detector with the same efficiency. Rotation in the xy plane can be obtained by changing the phase of the displacement operation.

which serves as a photon amplifier, can be implemented with an unbalanced beam splitter and a coherent state [10]. Our proposal thus relies on simple ingredients. It does not need interferometric stabilization of optical paths and is very resistant to loss. It points toward the first experiment where entanglement is revealed with human eye-based detectors.

Our proposal starts with an entangled state between two optical modes A and B :

$$|\psi_+\rangle = \frac{1}{\sqrt{2}}(|0\rangle_A|1\rangle_B + |1\rangle_A|0\rangle_B). \quad (1)$$

Here, $|0\rangle$ and $|1\rangle$ stands for number states filled with the vacuum and a single photon, respectively. To detect entanglement in state (1), a method using a photon detector, which does not resolve the photon number ($\theta = 1$), preceded by a displacement operation, has been proposed in [11] and used later in various experiments

[9,12,13]. In the $\{|0\rangle, |1\rangle\}$ subspace, this measurement is a two-outcome $\{P_{ns}^{1,\eta}, P_s^{1,\eta}\}$ nonextremal POVM on the Bloch sphere whose direction depends on the amplitude and phase of the displacement [14]. In particular, pretty good measurements can be realized in the x direction. This can be understood by realizing that the photon number distribution of the two states $|\mathcal{D}(\alpha)(0+1)\rangle$ and $|\mathcal{D}(\alpha)(0-1)\rangle$, where $\mathcal{D}(\alpha) = e^{\alpha a^\dagger - \alpha^* a}$ is the displacement of amplitude α , slightly overlap in the photon number space and their mean photon numbers differ by $2|\alpha|$ (see Fig. 1). This means that they can be distinguished, at least partially, with threshold detectors. It is thus interesting to analyze an eye upgraded by a displacement operation. In the $\{|0\rangle, |1\rangle\}$ subspace, we found that the elements $\{P_{ns}^{1,\eta}, P_s^{1,\eta}\}$ also constitute a nonextremal POVM, and as before, their direction in the Bloch sphere depends on the amplitude and phase of the displacement. For comparison, the elements “no click” and “not seen” are given in the inset of Fig. 1 considering real displacements and focusing on the case where the efficiency of the photon detector is equal to 8%. While the eye-based measurement cannot perform a measurement in the z direction, it is comparable to the single-photon detector for performing measurements along the x direction. Identical results would be obtained in the yz plane for purely imaginary displacements. More generally, the measurement direction can be chosen in the xy plane by changing the phase of the displacement. We present in the next paragraph an entanglement witness suited for such measurements.

We consider a scenario where path entanglement is revealed with displacement operations combined with a photon detector on mode A and with the eye on mode B (cf. Fig. 2). We focus on the following witness:

$$W = \int_0^{2\pi} \frac{d\varphi}{2\pi} U_\varphi^\dagger \otimes U_\varphi^\dagger (\sigma_\alpha^1 \otimes \sigma_\beta^7) U_\varphi \otimes U_\varphi, \quad (2)$$

where $\sigma_\alpha^\theta = \mathcal{D}(\alpha)^\dagger (2P_{ns}^{\theta,1} - 1)\mathcal{D}(\alpha)$ is the observable obtained by attributing the value $+1$ to events corresponding to “no click” (“not seen”) and -1 to those associated to “click” (“seen”).

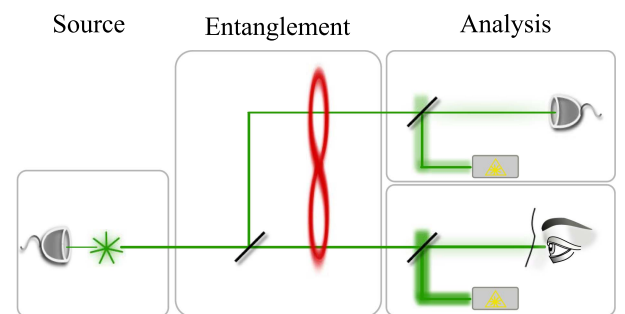


Fig. 2. Scheme of our proposal for detecting entanglement with the human eye. A photon pair source based on spontaneous parametric down-conversion is used as a single-photon source, the emission of a photon being heralded by the detection of its twin. The heralded photon is then sent into a beam splitter to create path entanglement, i.e., entanglement between two optical modes sharing a delocalized single photon. The entangled state is subsequently detected using a photon counting detector preceded by a displacement operation on one mode and using a human eye preceded by a displacement on the other mode. The displacement operations are performed using a coherent state incident on an unbalanced beam splitter. The correlations between the results (click and no click for the photon detector, seen and not seen for the human eye) allows one to conclude about the presence of entanglement, cf. main text.

Since we are interested in revealing entanglement at the level of the detection, the inefficiency of the detector can be seen as a loss operating on the state, i.e., the beam splitter modeling the detector's inefficiency acts before the displacement operation, whose amplitude is changed accordingly [9]. This greatly simplifies the derivation of the entanglement witness, as this allows us to deal with detectors with unit efficiencies ($\eta = 1$). The phases of both displacements α and β are randomized through the unitary transformation $U_\varphi = e^{i\varphi a^\dagger a}$ for A (where a, a^\dagger are the bosonic operators for the mode A) and similarly for B. The basic idea behind the witness can be understood by noting that for ideal measurements, $W_{\text{ideal}} = \int (\cos \varphi \sigma_x + \sin \varphi \sigma_y) \otimes (\cos \varphi \sigma_x + \sin \varphi \sigma_y) \frac{d\varphi}{2\pi}$ equals the sum of coherence terms $|01\rangle\langle 10| + |10\rangle\langle 01|$. Since two qubit separable states stay positive under partial transposition [15,16], these coherence terms are bounded by $2\sqrt{p_{00}p_{11}}$ for two qubit separable states where p_{ij} is the joint probability for having i photons in A and j photons in B. Any state ρ such that $\text{tr}[\rho W_{\text{ideal}}] > 2\sqrt{p_{00}p_{11}}$ is thus necessarily entangled. Following a similar procedure, we find that for any two qubit separable states, $\text{tr}[W \rho_{\text{sep}}^{\text{qubit}}] \leq W_{\text{ppt}}$, where

$$W_{\text{ppt}} = \sum_{i,j=0}^1 \langle ij|W|ij\rangle p_{ij} + 2|\langle 10|W|01\rangle| \sqrt{p_{00}p_{11}} \quad (3)$$

(see Supplement 1, part II). The p_{ij} s can be bounded by noting that for well-chosen displacement amplitudes, different photon number states lead to different probabilities of “not seen” and “no click.” For example, we show in the Supplement 1, part III, that

$$p_{00} \leq \frac{P_{AB}(+1|0\beta_0, \rho_{\text{exp}}) - P_B(+1|\beta_0, |1\rangle)P_A(+1|0, \rho_{\text{exp}})}{P_B(+1|\beta_0, |0\rangle) - P_B(+1|\beta_0, |1\rangle)}.$$

$P_B(+1|\beta_0, \rho_{\text{exp}})$ is the probability of “not seen” when looking at the experimental state ρ_{exp} amplified by the displacement β_0 . This is a quantity that is measured, unlike $P_B(+1|\beta_0, |1\rangle)$, which is computed from $\frac{1}{2}(1 + \langle 1|\sigma_{\beta_0}^z|1\rangle)$. β_0 (~ 2.7) is the amplitude of the displacement such that $P_B(+1|\beta_0, |0\rangle) = P_B(+1|\beta_0, |2\rangle)$. p_{10} , p_{11} , and p_{01} can be bounded in a similar way, with the latter two requiring another displacement amplitude β_1 (~ 2.1) (see Supplement 1, part III).

The recipe that we propose for testing the capability of the eye to see entanglement thus consists of four steps: (i) measure the probability that the photon detector in A does not click and the probability of the event “not seen” for two different displacement amplitudes $\{0, \beta_0\}$, $\{0, \beta_1\}$. (ii) Upper bound from (i) the joint probabilities p_{00} , p_{11} , p_{01} , and p_{10} . (iii) Deduce the maximum value that the witness W would take in separable states W_{ppt} . (iv) Measure $\langle W \rangle$. If there are values of α and β such that $\langle W \rangle > W_{\text{ppt}}$, we can conclude that the state is entangled. Note that this conclusion holds if the measurement devices are well characterized, i.e., the models that are used for the detections well reproduce the behavior of single-photon detectors and eyes, the displacements are well-controlled operations, and the filtering processes ensure that a single mode of the electromagnetic wave is detected. We have also assumed hitherto that the measured state is well described by two qubits. In the Supplement 1, part IV, we show how to relax this assumption by bounding the contribution from higher photon numbers. We end up with an entanglement witness that is state independent, i.e., valid independently of the dimension of the underlying Hilbert space.

The experiment that we envision is represented in Fig. 2. A single photon is generated from a photon pair source, and its creation is heralded through the detection of its twin photon. Single photons at 532 nm can be created in this way by means of spontaneous parametric down-conversion [3]. They can be created in pure states by the appropriate filtering of the heralding photon, see, e.g., [9]. The heralded photon is then sent into a beam splitter (with transmission efficiency T), which leads to entanglement between the two output modes. As described before, displacement operations upgrade the photon detection in A and the experimentalist's eye in B. In practice, the local oscillators needed for the displacement can be made indistinguishable from single photons by using a similar nonlinear crystal pumped by the same laser but seeded by a coherent state, see, e.g., [17]. The relative value $\Delta W = \langle W \rangle - W_{\text{ppt}}$ that would be obtained in such an experiment is given in Fig. 3 as a function of T . We have assumed a transmission efficiency from the source to the detectors $\eta_t = 90\%$, a detector efficiency of 80% in A, and an eye with the properties presented before (8% efficiency and a threshold at 7 photons). The results are optimized over the squeezing parameter of the pair source for suitable amplitudes of the displacement operations ($\alpha = 1$, $\beta = \sqrt{7}$) (see Supplement 1, part V). We clearly see that despite low overall efficiencies and multi-photon events that are unavoidable in spontaneous parametric down-conversion processes, our entanglement witness can be used to successfully detect entanglement with the eye. Importantly, there is no stabilization issue if the local oscillator that is necessary for the displacement operations is superposed to each mode using a polarization beam splitter instead of a beam splitter to create path entanglement, see, e.g., [9,18]. The main challenge is likely the timescale of such an experiment, as the repetition time is inherently limited by the response of the experimentalist, but this might be overcome at least partially by measuring directly the responses of the rod cells as in [3].

Our results help to clarify the requirements to see entanglement. If entanglement breaking operations are used, as in the experiments performed so far, it is straightforward to see entanglement. In this case, however, the measurement happens before the eyes. In principle, the experimentalist can reveal nonlocality directly with the eyes from reversible amplifications, but these

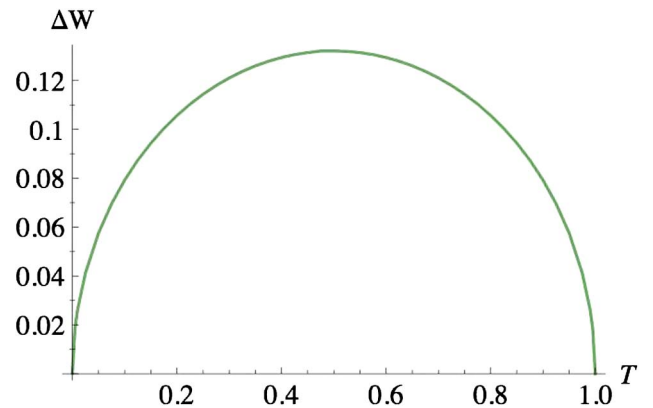


Fig. 3. Value of the witness that would be measured in the setup shown in Fig. 2 relative to the value that would be obtained from state with a positive partial transpose $\Delta W = \langle W \rangle - W_{\text{ppt}}$ as a function of the beam splitter transmission efficiency T under realistic assumption about efficiencies, cf. main text.

unitaries cannot be implemented in practice. What we have shown is that entanglement can be realistically detected with human eyes upgraded by displacement operations in a state-independent way. From a conceptual point of view, it is interesting to wonder whether our proposal can be extended to the detection of entanglement with two eye-based detectors or whether it can be used to reveal hidden images in the spirit of what has been proposed in [19]. For more applied perspectives, our proposal shows how threshold detectors can be upgraded with a coherent amplification up to the point where they become useful for quantum optics experiments. It is interesting to wonder whether this can be applied to other imperfections, such as noise, i.e., whether a basic CCD camera combined with a displacement operation can detect entanglement. Anyway, it is safe to say that probing the human vision with quantum light is a *terra incognita*. This makes it an attractive challenge on its own.

Funding. John Templeton Foundation; Austrian Science Fund (FWF) (P24273-N16, P28000-N27); Swiss National Science Foundation (NCCR QSIT, PP00P2-150579); Nederlandse Organisatie voor Wetenschappelijk Onderzoek (NWO) (VIDI).

Acknowledgment. We thank C. Brukner, W. Dür, F. Fröwis, N. Gisin, K. Hammerer, M. Ho, M. Munsch, A. Sørensen, R. Warburton, and P. Zoller for the discussions and/or their comments on the manuscript.

See [Supplement 1](#) for supporting content.

REFERENCES

1. S. Hecht, S. Shlaer, and M. Pirenne, *J. Gen. Physiol.* **25**, 819 (1942).
2. F. Rieke and D. A. Baylor, *Rev. Mod. Phys.* **70**, 1027 (1998).
3. N. M. Phan, M. F. Cheng, D. A. Bessarab, and L. A. Krivitsky, *Phys. Rev. Lett.* **112**, 213601 (2014).
4. P. Sekatski, N. Brunner, C. Branciard, N. Gisin, and C. Simon, *Phys. Rev. Lett.* **103**, 113601 (2009).
5. J. F. Clauser, M. A. Home, A. Shimony, and R. A. Holt, *Phys. Rev. Lett.* **23**, 880 (1969).
6. E. Pomarico, B. Sanguinetti, P. Sekatski, H. Zbinden, and N. Gisin, *New J. Phys.* **13**, 063031 (2011).
7. N. Brunner, C. Branciard, and N. Gisin, *Phys. Rev. A* **78**, 052110 (2008).
8. P. Sekatski, B. Sanguinetti, E. Pomarico, N. Gisin, and C. Simon, *Phys. Rev. A* **82**, 053814 (2010).
9. F. Monteiro, V. Caprara Vivoli, T. Guerreiro, A. Martin, J.-D. Bancal, H. Zbinden, R. T. Thew, and N. Sangouard, *Phys. Rev. Lett.* **114**, 170504 (2015).
10. M. G. A. Paris, *Phys. Lett. A* **217**, 78 (1996).
11. K. Banaszek and K. Wodkiewicz, *Phys. Rev. Lett.* **82**, 2009 (1998).
12. A. Kuzmich, I. A. Walmsley, and L. Mandel, *Phys. Rev. Lett.* **85**, 1349 (2000).
13. B. Hessmo, P. Usachev, H. Heydari, and G. Björk, *Phys. Rev. Lett.* **92**, 180401 (2004).
14. V. Caprara Vivoli, P. Sekatski, J.-D. Bancal, C. C. W. Lim, A. Martin, R. T. Thew, H. Zbinden, N. Gisin, and N. Sangouard, *New J. Phys.* **17**, 023023 (2015).
15. A. Peres, *Phys. Rev. Lett.* **77**, 1413 (1996).
16. M. Horodecki, P. Horodecki, and R. Horodecki, *Phys. Lett. A* **223**, 1 (1996).
17. N. Bruno, A. Martin, P. Sekatski, N. Sangouard, R. Thew, and N. Gisin, *Nat. Phys.* **9**, 545 (2013).
18. O. Morin, J.-D. Bancal, M. Ho, P. Sekatski, V. D'Auria, N. Gisin, J. Laurat, and N. Sangouard, *Phys. Rev. Lett.* **110**, 130401 (2013).
19. G. A. Barbosa, "Can humans see beyond intensity images," arXiv:1202.5434 (2012).