

**Behavior Change Techniques in mHealth Apps for the Mental and Physical Health of Employees  
Systematic Assessment**

de Korte, Elsbeth; Wiezer, Noortje; Bakhuys Roozeboom, Maartje; Vink, Peter; Kraaij, Wessel

**DOI**

[10.2196/mhealth.6363](https://doi.org/10.2196/mhealth.6363)

**Publication date**

2018

**Document Version**

Final published version

**Published in**

Journal of Medical Internet Research

**Citation (APA)**

de Korte, E., Wiezer, N., Bakhuys Roozeboom, M., Vink, P., & Kraaij, W. (2018). Behavior Change Techniques in mHealth Apps for the Mental and Physical Health of Employees: Systematic Assessment. *Journal of Medical Internet Research*, 6(10), 1-15. Article e167. <https://doi.org/10.2196/mhealth.6363>

**Important note**

To cite this publication, please use the final published version (if applicable).  
Please check the document version above.

**Copyright**

Other than for strictly personal use, it is not permitted to download, forward or distribute the text or part of it, without the consent of the author(s) and/or copyright holder(s), unless the work is under an open content license such as Creative Commons.

**Takedown policy**

Please contact us and provide details if you believe this document breaches copyrights.  
We will remove access to the work immediately and investigate your claim.

Original Paper

# Behavior Change Techniques in mHealth Apps for the Mental and Physical Health of Employees: Systematic Assessment

Elsbeth de Korte<sup>1,2</sup>, MSc; Noortje Wiezer<sup>1</sup>, PhD; Maartje Bakhuis Roozeboom<sup>1</sup>, PhD; Peter Vink<sup>2</sup>, PhD; Wessel Kraaij<sup>1,3</sup>, PhD

<sup>1</sup>Netherlands Organization for Applied Scientific Research, Leiden, Netherlands

<sup>2</sup>Faculty of Industrial Design Engineering, Delft University of Technology, Delft, Netherlands

<sup>3</sup>Leiden Institute of Advanced Computer Science, Faculty of Science, Leiden University, Leiden, Netherlands

**Corresponding Author:**

Elsbeth de Korte, MSc

Netherlands Organization for Applied Scientific Research

Schipholweg 77-89

Leiden, 2316 ZL

Netherlands

Phone: 31 6 21134434

Email: [elsbeth.dekorte@tno.nl](mailto:elsbeth.dekorte@tno.nl)

## Abstract

**Background:** Employees remain at risk of developing physical and mental health problems. To improve the lifestyle, health, and productivity many workplace interventions have been developed. However, not all of these interventions are effective. Mobile and wireless technology to support health behavior change (mobile health [mHealth] apps) is a promising, but relatively new domain for the occupational setting. Research on mHealth apps for the mental and physical health of employees is scarce. Interventions are more likely to be useful if they are rooted in health behavior change theory. Evaluating the presence of specific combinations of behavior change techniques (BCTs) in mHealth apps might be used as an indicator of potential quality and effectiveness.

**Objective:** The aim of this study was to assess whether mHealth apps for the mental and physical health of employees incorporate BCTs and, if so, which BCTs can be identified and which combinations of BCTs are present.

**Methods:** An assessment was made of apps aiming to reduce the risk of physical and psychosocial work demands and to promote a healthy lifestyle for employees. A systematic search was performed in iTunes and Google Play. Forty-five apps were screened and downloaded. BCTs were identified using a taxonomy applied in similar reviews. The mean and ranges were calculated.

**Results:** On average, the apps included 7 of the 26 BCTs (range 2-18). Techniques such as “provide feedback on performance,” “provide information about behavior-health link,” and “provide instruction” were used most frequently. Techniques that were used least were “relapse prevention,” “prompt self-talk,” “use follow-up prompts,” and “provide information about others’ approval.” “Stress management,” “prompt identification as a role model,” and “agree on behavioral contract” were not used by any of the apps. The combination “provide information about behavior-health link” with “prompt intention formation” was found in 7/45 (16%) apps. The combination “provide information about behavior-health link” with “provide information on consequences,” and “use follow-up prompts” was found in 2 (4%) apps. These combinations indicated potential effectiveness. The least potentially effective combination “provide feedback on performance” without “provide instruction” was found in 13 (29%) apps.

**Conclusions:** Apps for the occupational setting might be substantially improved to increase potential since results showed a limited presence of BCTs in general, limited use of potentially successful combinations of BCTs in apps, and use of potentially unsuccessful combinations of BCTs. Increasing knowledge on the effectiveness of BCTs in apps might be used to develop guidelines for app developers and selection criteria for companies and individuals. Also, this might contribute to decreasing the burden of work-related diseases. To achieve this, app developers, health behavior change professionals, experts on physical and mental health, and end-users should collaborate when developing apps for the working context.

(*JMIR Mhealth Uhealth* 2018;6(10):e167) doi:[10.2196/mhealth.6363](https://doi.org/10.2196/mhealth.6363)

**KEYWORDS**

behavior change techniques; mHealth; mental health; physical health; lifestyle; workplace; app; employee; work

## Introduction

Despite increased awareness and growing efforts to develop measures to effectively manage work-related risk factors and promote workers' healthy behavior, employees are still at risk of developing physical and mental health problems [1,2]. This is caused by physical and psychosocial work demands and unhealthy lifestyle behaviors, such as low physical activity levels and sedentary behavior. This is often provoked by the way current work and working environments are arranged.

The development of new technologies has brought about many changes in the way people work, resulting in a shift away from occupations that require moderate-intensity physical activity to occupations that are composed of sitting [3,4]. Physical inactivity and sedentary behavior (defined as time spent sitting [4]) are associated with deleterious health effects such as cardiovascular diseases, cancer, type 2 diabetes, and obesity [5-8]. Research has shown that employees with low physical activity levels and sedentary behavior are less productive at work (presenteeism), have decreased workability, and take more sick days [9-12].

Furthermore, the number of employees working with computers has increased over the past decades [13]. Research shows a relationship between computer use and the development of musculoskeletal symptoms [13-15]. Static postures and repetitive movements, physical work demands that are associated with computer work, are related to presenteeism, decreased work ability, and sickness absence [16,17].

During the past decade organizations started to organize work flexibly [18]. Employees decide for themselves where, when, and with which (digital) tools they work. This brings advantages such as autonomy, remote collaboration, and increased possibilities for sharing information. However, there are also drawbacks, such as struggling with managing the inflow of information, interruptions and task switching, perceived pressure to respond quickly, decreased perceived social support, and a disturbed work-life balance [18]. High psychosocial work demands are associated with health complaints, sickness absence, decreased workability, and productivity loss [1,3,19-22].

Improved working conditions are needed to create a healthy and productive working population [10,16]. Besides that, the workplace is a fruitful setting for health promotion because of the presence of natural social networks, the possibility of reaching a large population, and the fact that people spend a great deal of their lifetime at work [9,23,24]. For these reasons, much effort has been put into the development and evaluation of interventions in the workplace setting. This includes selective activities to change the individuals' risks, attitudes, behavior, and awareness as well as comprehensive interventions such as workplace health promotion programs [1,9,25,26]. However, research shows that workplace interventions may be beneficial, but not all these interventions are useful, or their overall effects are small [1,9,24-32].

Research shows that workplace interventions are more effective when they involve evidence-based principles that (1) offer a

variety of engagement modalities, (2) start with a needs assessment of participants, (3) offer higher intensity of contacts to keep participants actively involved, (4) are tailored to address participants' needs, (5) address multiple risk factors, (6) support self-management, (7) use incentives, (8) provide easy access and easy follow-up, (9) use social support, and (10) are grounded in behavior theory [9,24,28,31,33]. Mobile and wireless technology is a growing area in supporting health behavior change and might offer a promising approach as a workplace intervention since it could offer many of these elements [34-37]. Mobile health, also known as mHealth, covers medical and public health practice supported by mobile devices, such as mobile (smart) phones, personal digital assistants and other wireless devices. It also includes lifestyle and well-being apps that may connect to wearable sensors and personal guidance systems [38]. Various features make them good candidates for the delivery of interventions supporting health behavior change. First, as portable devices, they can continuously monitor the users' behavior using sensors. They offer the opportunity to bring behavioral interventions into important real-life and working contexts where people make decisions about their health and encounter barriers to behavior change. Second, they may provide cheaper, more convenient interventions. Third, the connectedness facilitates the sharing of data with health professionals or peers. Finally, the increasing ability to use sensors to infer context, such as user location, movement, emotion, and social engagement. This has raised the prospect of timely, tailored interventions for specific contexts [39-43]. As a result, these technologies support a participatory role by users, while enhancing their responsibility for their health and performance [38].

mHealth apps are being developed and evaluated to support behavior change of the general population in a variety of domains, such as physical activity [44-48], obesity [49], and stress management [50-52]. Even with the recent proliferation of apps, research evidence regarding their effectiveness is scarce [53]. The vast majority of commercial apps have not been evaluated using scientific methods, and these apps tend not to be grounded explicitly in theories of health behavior [54]. In recent years, mHealth apps have been developed to target the occupational setting [55-57], a context characterized by its specific barriers. Physical working contexts might put additional constraints on the use of mHealth apps, for instance when working in cleanrooms or high-security settings. Likewise, the organizational working context has specific focus points, such as the fit of an app with working schedules, embedding an app within prevention programs, and the role of management in implementation and adoption of an app. However, despite their potential, little research has been published on mHealth apps for employees. Only 1 study was found showing the positive effects of a tailored mHealth intervention on physical activity, snacking behavior, and sleep among airline pilots [58]. Insight is needed to determine whether mHealth apps are a powerful medium for delivering interventions in the workplace setting. Therefore, these apps need to be evaluated on (1) their potential to support healthy work behavior, (2) their consistency with evidence-based practices, and (3) their effectiveness in improving mental and physical health. The aim of this study is to examine the first step: to assess whether mHealth apps for

employees use principles and constructs underlying the processes of behavior change to enhance their mental and physical health.

Research on internet interventions (electronic health) and mHealth shows that they are more likely to be useful if they are firmly rooted in health behavior change theory [34,36,40,59]. Understanding which behavior change techniques (BCTs) are implemented can illuminate mechanisms by which using an app might facilitate behavior change as well as the types of persons for whom a given app may work best [60]. Abraham and Michie [61] and Michie et al [62] suggested several BCTs common to many health behavior theories and developed several versions of a taxonomy to identify BCTs in a range of health promotion interventions [61,62]. The taxonomies have been used to identify techniques or combinations of techniques that might enhance effectiveness [36,40].

A large body of research has been published using the taxonomy in traditional health promotion interventions [40], but few have quantified the extent to which specific BCTs are included in apps. To date, studies have evaluated whether apps for physical activity [40,54,60,63] or apps for physical activity and diet [53] incorporate BCTs. The most frequently applied BCTs in traditional health promotion interventions are “goal-setting,” “prompt intention formation,” “provide feedback on performance,” “self-monitoring,” and “review of behavioral goals” [40,61,64]. Studies report inconclusive evidence regarding the number of BCTs that are associated with effectiveness. A systematic review by Webb et al [59] on Web-based interventions reported that interventions that include a larger number of BCTs, using a taxonomy adapted from Hardeman et al [65], are more likely to be effective. In contrast, another meta-analysis by Michie et al [64] using the Abraham and Michie’s taxonomy [61], suggested that the number of included BCTs is not associated with a larger effect. The study showed that interventions were most likely to be effective when “self-monitoring” was used as a technique, or when “self-monitoring” plus an additional self-regulation technique were used [64].

When interventions involve multiple BCTs, the effects might be additive, neutral (ie, cancel each other out), or amplified [66]. Accordingly, the inclusion of specific combinations of BCTs appears to be critical. Dusseldorp et al [66] used meta-analysis to conclude that specific combinations of BCTs increase the chances of achieving a change in health behavior, while other combinations decrease them. Specific combinations were more successful than average, and the strongest effects were found with motivation-enhancing BCTs. Most effective combinations were “provide information about behavior-health link” with “prompt intention formation” and “provide information about behavior-health link” with “provide information on consequences” and “use follow-up prompts.” Least effective were interventions using “provide feedback on performance” without “provide instruction.”

In summary, studies on traditional health promotion interventions show that not only the presence of BCTs, but also specific combinations of BCTs might explain intervention success. Up until now, none of the studies on the inclusion of

BCTs in apps for physical activity and diet [36,40,54,60,63] have evaluated the presence of specific combinations of BCTs. Although this has not yet been confirmed in studies on mHealth in general, and specifically for the occupational setting, it can be suggested that certain combinations of BCTs also serve as an indicator for potential effectiveness in mHealth. This study aims to evaluate whether apps for the mental and physical health of employees incorporate BCTs and, if so, which ones can be identified, and which combinations are present.

## Methods

### Overview

A comparative assessment was made of apps aimed at reducing physical and psychosocial risks at work including stress prevention or coping with stress and to promote a healthy workstyle (ie, prevention of sedentary behavior or promotion of physical activity) for individual workers. Three independent reviewers undertook the assessment of the presence of BCTs and combinations of BCTs in apps: 1 scientist in ergonomics and human factors (EK), and 2 experts on mental health (NW, MBR).

### Search Strategy

Since app stores differ in their acceptance policy and therefore might offer different apps, the study sample was identified through systematic searches in 2 app stores: iTunes and Google Play. The algorithms within Google Play and iTunes work differently in how they classify and rank apps and make matches for specific keywords. For instance, the Google Play algorithm considers the keywords from the description of an app, and it will rank the app in the search results accordingly. The first results listed are the most relevant. In iTunes, the app description does not influence the app store algorithm in ranking the apps.

Between December 2014 and April 2015 apps were searched, screened, and downloaded. Search terms were based on Boolean logic and included combinations for domain (work, worksite, workplace, worker, employee), health (activity, health, lifestyle, stress, mental, physical, behavior, risk, sitting, posture, shiftwork, vitality, resilience, wellbeing), and intervention (coach, intervention, assistant, motivation, support, program). Searches were performed without using the app stores’ categories.

### Inclusion

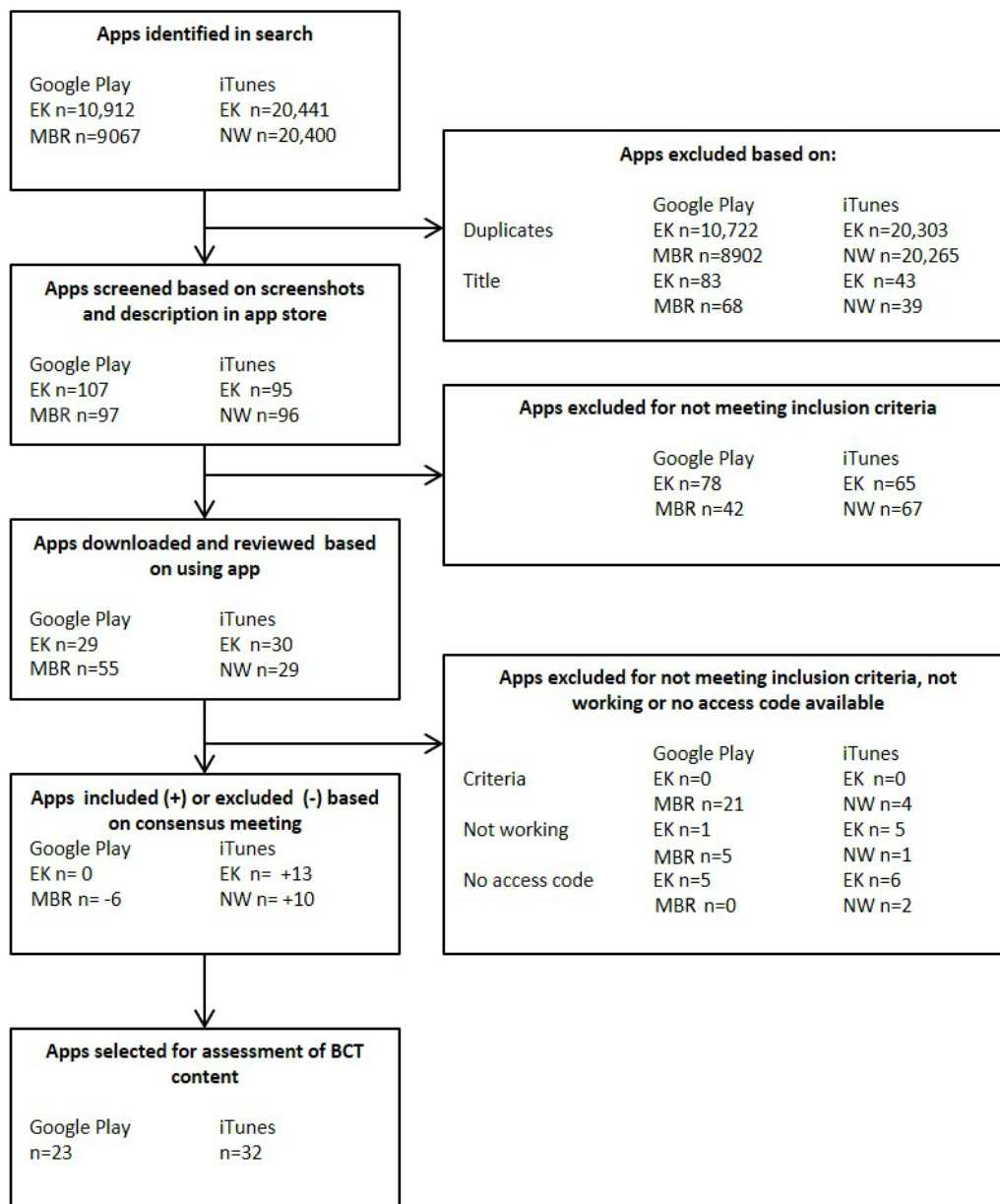
To be included, apps had to meet the following criteria: (1) be work-related, (2) be aimed at stress prevention or coping and/or psychosocial risk reduction and/or physical risk reduction and/or prevention of sedentary behavior and/or promotion of physical activity, (3) be aimed at healthy adults, (4) provide individually tailored feedback, and (5) be English or Dutch. Apps that contained handbooks, product catalogues or Occupational Safety and Health incident reporting were excluded. Apps that focused on older adults, students or individuals with health problems (eg, depression) were also excluded.

### Screening and Assessment

Figure 1 shows an overview of the selection and screening procedure.



**Figure 1.** Overview of the selection and screening procedure of apps for assessment of behavior change techniques (BCTs).



Search, inclusion, screening of apps, and assessment of BCTs were performed by 3 researchers (EK and NW for iTunes; EK and MBR for Google Play). Any differences were resolved by discussion with the 2 reviewers and if necessary with the third reviewer.

First, search terms were entered in the app stores and apps were searched based on their title. Second, using the screenshots and description in the app store, the apps were screened using the inclusion criteria. Third, if an app seemed to be suitable for inclusion, it was downloaded to an iPhone 4 or a Samsung Galaxy S2. If there were doubts whether an app met the inclusion criteria, it was downloaded. If an app had a free version and a paid version, the free version was downloaded first to be reviewed. If the paid version contained additional features, it was downloaded and used for further analysis. Some apps required a unique access code. In this case, the app providers were contacted by email or phone to request a temporary access code or a demo version. While some app

providers cooperated, others did not respond. These apps were not included for further analysis. Fourth, the downloaded apps were again assessed based on the inclusion criteria. Some apps appeared to be not working—these were excluded. In a consensus meeting, the final set of apps for assessment on BCTs was selected.

The reviewers used the included apps until they felt that they were familiar with the details. This varied from one hour (for very basic apps) to four weeks (for extensive apps or apps that took time before the user received feedback). The apps were assessed using the taxonomy of BCTs used in interventions, developed by Abraham and Michie [61]. This taxonomy consists of 26 BCTs and has been previously used to identify BCTs in apps [36,40]. For practical reasons we chose not to use the recent and comprehensive taxonomy by Michie et al with 93 BCTs [62]. This involved a high sensitivity of techniques which were considered too sensitive for the evaluation of apps. The taxonomy of the 26 BCTs formed the basis of the more elaborate

taxonomy. In this approach, some of the BCTs used in the earlier taxonomy were specified into more detailed BCTs. To fully understand the content of the 26 BCTs, we studied the 93 BCTs. Before evaluation, all reviewers examined the coding manual and discussed each technique carefully, until a consensus was reached on definitions. Some definitions of BCTs from the taxonomy of Abraham and Michie [61] were adapted to be used for the assessment of apps (Multimedia Appendix 1). For each app, the researchers evaluated and provided a score if the 26 BCTs were present (1) or not (0). In addition to the BCTs, the researchers assessed whether the app was aimed at physical risk prevention, psychosocial risk prevention (including stress prevention or coping) or lifestyle promotion (prevention of sedentary behavior or promotion of physical activity). The apps were scored independently, and Krippendorff alpha was used to evaluate interrater reliability since it can be used regardless of the number of observers, levels of measurement, sample sizes, and the presence or absence of missing data [67]. Also, the app name, a short description, the name of the app store, and the price for each app were collected, and stored in Excel for further analysis. The means and frequencies were calculated for the BCTs and the price of the app. Krippendorff alpha for nominal data was used to evaluate interrater reliability.

## Results

### General Findings

The reviewers detected 10,912 (EK) and 9,067 (MBR) apps in Google Play and 20,441 (EK) and 20,400 (NW) in iTunes. The difference between Google Play and iTunes is because, for each search, Google Play generates a maximum of 250 results per search term, in contrast to iTunes, which has no maximum.

After the inclusion procedure, 45 apps were selected for the assessment of BCTs (see Table 1 for a general overview of the apps). Thirteen apps were found in Google Play, 22 in iTunes, and 10 were found in both app stores. Of the apps found in both stores, iChange2 and Wellmo were evaluated by NW and EK on an iPhone 4. The other 8 found in both stores were evaluated by MBR and EK on a Samsung Galaxy S2. Thirty-two apps were reviewed by NW and EK on an iPhone 4 while MBR and EK reviewed 23 apps on a Samsung Galaxy S2. In total, 45 different apps were evaluated.

Reliability data is shown in Table 1. Krippendorff alpha coefficients ranged from .23 to 1.00. Of the 45 reliability tests, 34 (76%) apps yielded alphas of at least .61 indicating good reliability. Fair reliability was found for 9 (29%) apps, which yielded alphas ranging from .41 to .60. Inferior reliability was assessed for 2 (4%) apps that scored below .41 [68].

Of the 45 apps, 13 (29%) had to be paid for with a mean price of €2.40 (range €0.99-4.99). Twenty-nine apps (64%) were free, and 3 (7%) apps had an access code. This access code was used when the app was offered as part of a company program. These apps are not free; however, the cost of these apps is unknown.

Fifteen (33%) apps were targeted at physical risk prevention, 23 (51%) at psychosocial risk prevention (including stress prevention or coping with stress), and 34 (76%) at lifestyle promotion (prevention of sedentary behavior or promotion of physical activity). Twenty-three (51%) apps were directed at a minimum of two categories, and 22 (49%) at just 1.

### Behavior Change Techniques

The average number of BCTs was 7 (range 2-18). Most BCTs were used in iChange2 (18) and Wellmo (16). Table 1 shows that the least BCTs were identified in Positive Me (2), Ergometer (3), Office health alarm clock (3), and Stress Check by AIIR consulting LLC (3).

Figure 2 shows the BCTs identified most frequently and which BCTs were not. All 45 apps “provided feedback on performance”. This was no surprise since it was one of the inclusion criteria. Other techniques that were used more often were “provide information about behavior-health link” in 37 (82%) apps and “provide instruction” in 32 (71%) apps. Techniques that were used least were “relapse prevention” found in 3 (7%) of the apps, “prompt self-talk” in 2 (4%) apps, “use follow-up prompts” in 2 apps, and “provide information about others approval” in 1 app. “Stress management,” “prompt identification as a role model,” and “agree on behavioral contract” were not used by any of the apps (Figure 3).

Finally, combinations of techniques were analyzed. The combination “provide information about behavior-health link” with “prompt intention formation” was found in 7 (16%) apps (Brighter, iChange2, Move More, Office Buzz, Wellmo, 48-hour stress relief and Office exercise & stretch). The combination “provide information about behavior-health link” with “provide information on consequences” and “use follow-up prompts” was found in 2 (4%) apps (iChange2 and Wellmo). These combinations were found to be the most effective in health behavior change in the meta-analysis by Dusseldorp et al [66] indicating potential effectiveness in mHealth apps. The least effective combination “provide feedback on performance” without “provide instruction,” according to the meta-analysis of Dusseldorp et al [66], was found in 13 (29%) apps (Break Reminder, Darma, Fitlab, iSteplog, My Wellbeing App: Psycare Assist, Office Buzz, Office health alarm clock, Positive Me, Stand-up!, Standing desk companion [Varidesk], Stress Check [AIIR consulting LLC], Walk to Work and Workonit).

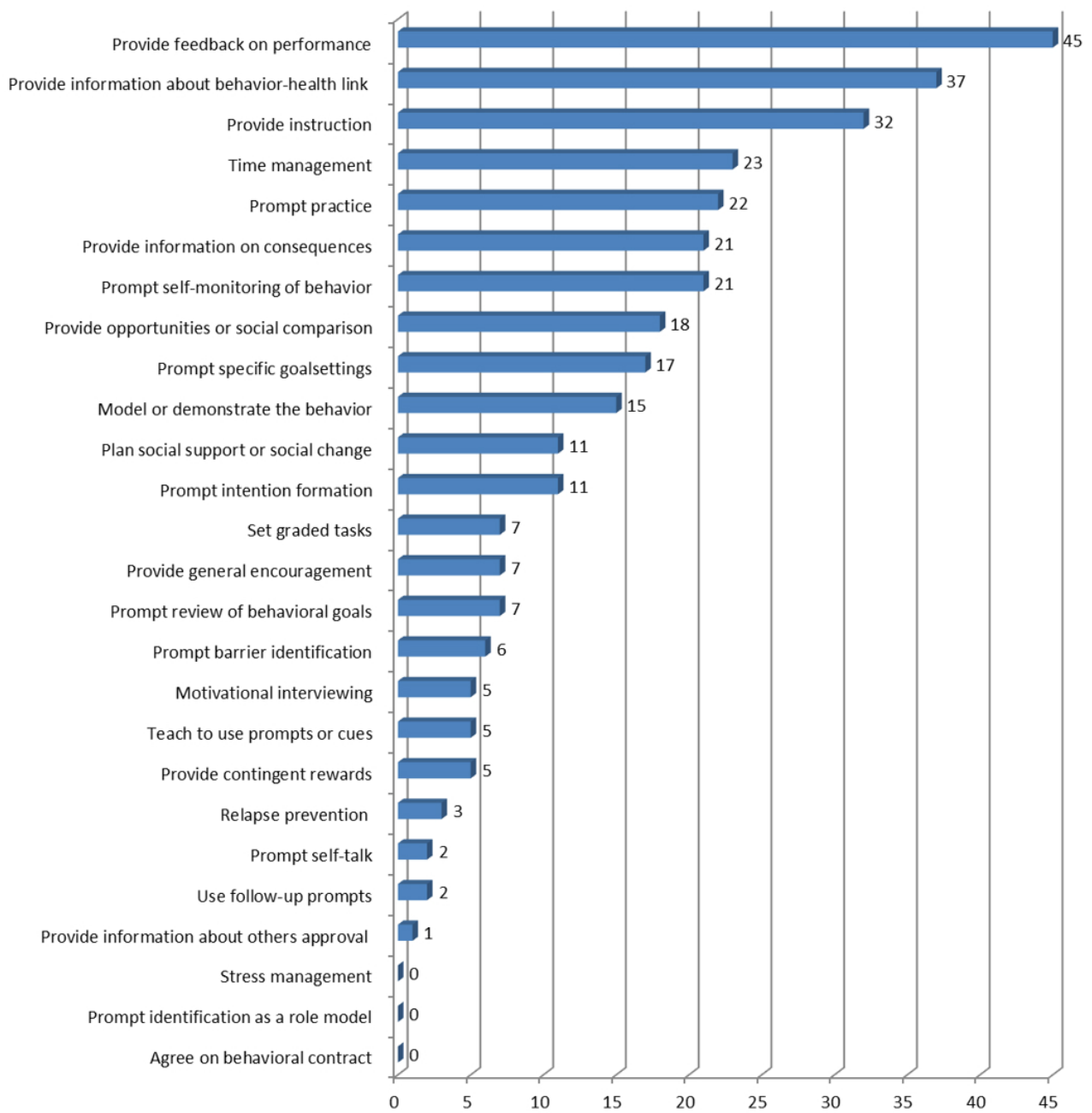
**Table 1.** Descriptive data of the apps that were evaluated for the presence of behavior change techniques.

Name of the app	Krippendorff alpha	App store purchased	Price (€) per code	Category of risk prevention or lifestyle promotion that apply to the apps			BCT <sup>a</sup> score
				Physical risk prevention	Psychosocial risk prevention	Lifestyle promotion	
1-minute desk workout	.59	iTunes	0	Yes	—	Yes	8
48-hour stress relief	.59	iTunes	4.99	—	Yes	—	8
Aetna Resources for Living	.83	Google Play / iTunes	0	—	Yes	—	8
Balance Coach Report Pro	.63	iTunes	2.99	—	Yes	Yes	6
Break Reminder	1.00	Google Play	0	Yes	Yes	Yes	4
Brighter	.95	Google Play / iTunes	Access code	—	Yes	Yes	10
Carecall	.32	iTunes	0	—	Yes	Yes	6
Chair Yoga	.84	iTunes	2.99	Yes	Yes	Yes	6
CNV mijn loopbaan app	.79	iTunes	0	—	Yes	Yes	5
Darma	.76	iTunes	0	—	—	Yes	4
Desk Workout	.73	iTunes	0	Yes	—	Yes	7
Ergo@WSH	.77	Google Play / iTunes	0	Yes	—	Yes	7
ErgoCom	.72	Google Play	0	Yes	—	—	4
Ergometer	.63	Google Play	0	Yes	—	—	3
Ergonomics	.86	iTunes	0	Yes	—	Yes	8
Fatigue Score Calculator	.90	iTunes	1.29	—	—	Yes	5
Fitlab	.79	Google Play	0	—	Yes	Yes	4
Get Off Your Butt!	.91	iTunes	1.99	—	—	Yes	6
Happy@work	1.00	Google Play	3.99	—	Yes	—	5
Headspace.com meditation	.79	Google Play	0	—	Yes	Yes	11
Ichange2	.78	Google Play / iTunes	Access code	—	Yes	Yes	18
iStepLog	.63	iTunes	0	—	—	Yes	11
Ladies' Office Workout	.55	Google Play / iTunes	0	—	—	Yes	9
Measure Workplace Stress	.64	Google Play / iTunes	0	—	Yes	—	4
Minute Stretches	.84	iTunes	0.99	Yes	—	Yes	7
Move More	.62	iTunes	0.99	—	—	Yes	11
My Wellbeing App: Psycare Assist	.23	Google Play / iTunes	0	—	Yes	Yes	4
Office Buzz	.63	Google Play	0	—	Yes	Yes	7
Office exercise & stretch	.62	Google Play	1.18	—	—	Yes	9
Office health alarm clock	.43	iTunes	0.99	Yes	—	—	3
Office Wellness	.92	Google Play	0	Yes	—	Yes	8
Positive Me	.43	iTunes	0	—	Yes	Yes	2
Provider resilience	.65	iTunes	0	—	Yes	—	12
Salute the Desk	.78	iTunes	3.99	Yes	—	Yes	9

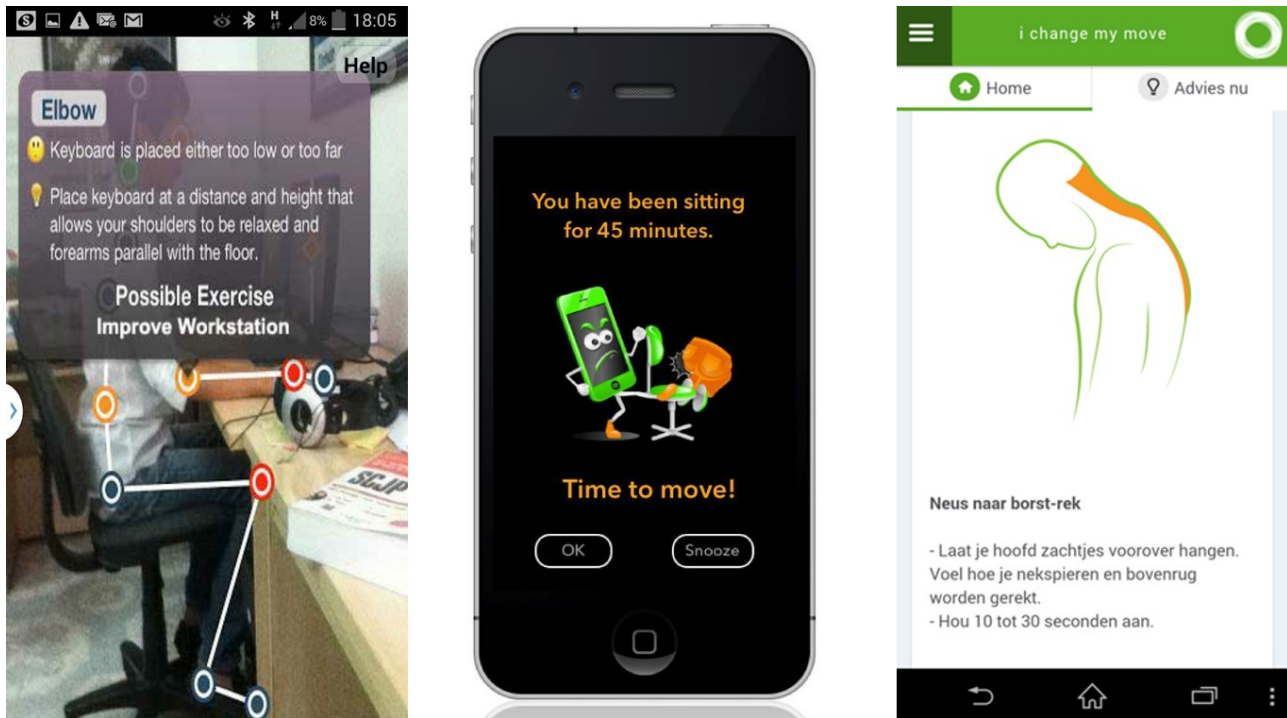
Name of the app	Krippendorff alpha	App store purchased	Price (€) per code	Category of risk prevention or lifestyle promotion that apply to the apps			BCT <sup>a</sup> score
				Physical risk prevention	Psychosocial risk prevention	Lifestyle promotion	
Stand up!	.63	Google Play / iTunes	0	—	—	Yes	8
Standing desk companion (Varidesk)	.59	iTunes	0	—	—	Yes	7
Stop Sitting virtual weight loss	.75	iTunes	0.99	—	—	Yes	8
Stress Check (wisdomathand/of-fice harmony)	.61	Google Play	0	—	Yes	—	4
Stress Check (AIIR consulting LLC)	.61	iTunes	0	—	Yes	Yes	3
Stress Releaser Meditation	.61	Google Play	3.82	—	Yes	—	5
VGZ Mindfulness Coach	.51	Google Play	0	—	Yes	—	8
Voom	.63	iTunes	0	Yes	—	Yes	11
Walk to Work	.53	Google Play	0	—	—	Yes	6
Wellmo	.65	Google Play / iTunes	Access code	Yes	Yes	Yes	16
Workonit	.50	Google Play / iTunes	0	Yes	Yes	Yes	8

<sup>a</sup>BCT: behavior change technique.



**Figure 2.** Frequencies of the behavior change techniques found in apps using the taxonomy by Abraham and Michie [61].

**Figure 3.** Examples of behavior change techniques used in apps, from left to right: “provide feedback on performance” (Ergo@WSH), “prompt practice” (Get Off Your Butt!) and “model or demonstrate behavior” (iChange2). Pictures have been taken from app descriptions in Google Play store (Ergo@WSH), iTunes (Get Off Your Butt!) and from app provider (iChange2).



## Discussion

### Principal Findings

In this study, the presence of BCTs was identified in apps for the mental and physical health of employees. Previously, researchers have studied the presence of BCTs in apps, such as physical activity apps [36,40,54,60,63], dietary apps [53], medication adherence apps [69] or cancer survivorship apps [70]. Others have studied the presence of BCTs in wearable lifestyle activity trackers [71,72]. However, this study was the first to assess BCTs in apps aimed at improving the mental and physical health of employees. Also, this app assessment was the first to look at specific combinations of BCTs in apps, which might serve as an indicator of potential effectiveness.

The majority of the apps (34/45, 76%) in this study aimed to improve the health of employees targeted lifestyle promotion, while the number of apps directed at psychosocial risk prevention (23/45, 51%) and physical risk prevention (15/45, 33%) was much lower. About half (22/45, 49%) of the apps targeted just 1 of these categories. Reviewers noticed that lifestyle apps used sensors more often (eg, the accelerometer of the mobile phone used for step counting). In contrast, apps aiming at psychosocial risk prevention rarely used sensors to monitor; these apps generally used questions or questionnaires to gather data. One of the main advantages of mobile technology compared to the traditional nondigital interventions in the workplace setting is the ability to monitor the user's behavior with sensors continuously. This offers the opportunity to bring behavioral interventions into an important working context where people make decisions about their health and encounter barriers to behavior change. Differences in technical possibilities

might influence the sort of apps that are being developed and the kind of behaviors they target.

The results of this study showed a limited presence of theoretical behavior change constructs. Previous research has highlighted the shortage of the application of behavior change theory in digital interventions, such as websites and apps designed to promote health behavior change [36,40]. Cowan et al [63] suggest that the general lack of theoretical constructs on behavior change included in apps might not be entirely unexpected, given that app developers' expertise relates to software development and may not include health behavior theory. Therefore, they might not thoroughly incorporate health behavior change theory into their apps [63]. Another explanation for these findings might be that, as per Dusseldorp et al [66], it is the type, quality, and combinations of BCTs, and how they are implemented, rather than the quantity of the techniques that matter. Finally, some techniques might not be detected by the researchers. The low Krippendorff alpha values found in some apps, as well as the discussions, emerged during the consensus meetings showed that reviewers did not always discover all features of the apps. Some features were not explicit during use. For example, reminders, updates, and feedback might have occurred for one reviewer, but not for another. Some BCTs were not easily traceable, for instance only via pop-up messages. This resulted in a different assessment of BCTs and might explain the interrater variability for some of the apps, with the lowest Krippendorff alphas belonging to Carecall and My Wellbeing App: Psycare Assist. However, it is important to note that low Krippendorff alphas might also exist in the case of rare values, especially with binary variables (ie, BCT present or BCT not present) with 1 rare value. Krippendorff alpha compares the “observed” and “expected” disagreements and to satisfy this it takes into account the prevalence of the categories coded for

the variable. Nevertheless, one of the strengths of this study is that all apps have been screened and identified by at least two reviewers and in general, reasonable to good interrater reliability has been established.

In apps for mental and physical health, 7 BCTs were identified on average. Also, the number of applied BCTs showed a large variation between apps (range 2-18). These results are in line with those of Middelweerd et al [40] who found an average of 5 (range 2-8), Conroy et al [54] (average 4, range 1-13), Yang et al [60] (average 7, range 1-21), and Direito et al [36] (average 8, range (2-18), although these studies targeted physical activity and nutrition apps).

In this study, it was shown that the most common BCTs in apps for the health promotion of employees were “feedback on performance,” “providing information about the behavior-health link and provide instruction.” Middelweerd et al [40], Direito et al [36], and Conroy et al [54] also showed that “provide feedback on performance” and “provide instruction” were among the most identified BCTs. “Provide feedback on performance” was also found by Middelweerd et al [40] to be the most applied technique, although this was, similar to the current study, one of the inclusion criteria.

The current study showed that BCTs “relapse prevention,” “use follow-up prompts,” “prompt self-talk,” and “provide information about others’ approval” were identified the least. “Relapse prevention” and using “follow-up prompts” are important for sustained behavior change, but in the current study, these were applied in 3 apps only, which might question the value of these apps for changing behavior in the long-term [36]. However, it is unclear why these BCTs have been found in only a limited number in the sample of apps. For instance, these techniques might work well for interventions targeting addictive behaviors (eg, smoking) but might not be relevant for interventions promoting work style or habit formation.

“Stress management,” “prompt identification as a role model,” and “agree on behavioral contract” were not applied at all in any of the apps, which is in line with the work of Middelweerd et al [40] and Direito et al [36]. Further findings were not in line with the work of others: “prompt identification as a role model” was the fourth most applied technique in the study by Direito et al [36] but was not applied in that of Middelweerd et al [40], nor in the current study. “Prompt identification as a role model” was found by Direito et al [36] and there seems to be no technical obstacles to also applying “stress management” and “prompt identification as a role model” in apps. It appears that app developers might lack expertise in health behavior theory and therefore not include these techniques in their apps.

Compared to nondigital interventions in the workplace setting, one of the advantages of apps is the ability to monitor users’ behavior continuously and to deliver context-aware, personalized interventions. Consequently, these technologies support a participative role of users, while enhancing their responsibility for their health and performance [38,41-43]. For this reason, it was expected that many apps in the current study would have applied “prompt self-monitoring” in 21 (47%) apps, “plan social support or change” in 11 (24%) apps, and “prompt barrier

identification” in 6 (13%) apps as a technique. The results did not quite confirm these expectations.

Applying certain combinations of BCTs is also essential. Dusseldorp et al [66] concluded from their meta-analysis that specific combinations of BCTs increase the likelihood of achieving change in health behavior, whereas other combinations decrease the possibility. The results of the current study showed that only a few apps applied most effective combinations and many apps applied the least effective. The meta-analyses by Dusseldorp et al [66] were performed with data on nondigital interventions. It is unclear whether this applies to digital interventions as well, but app developers should at least be conscious on how the number, the use, and combinations of BCTs might influence the effectiveness of an app. Therefore, future research should focus on the evaluation of which BCTs and combinations of BCTs are likely to be successful in effectively changing unhealthy behavior. Also, the present study shows that knowledge on effective BCTs might currently be underused in app development and suggests the need for multidisciplinary collaboration between app developers and behavior change experts. Others have concluded this as well [36,63,73]. Besides, to design tailored and targeted app-based interventions, insight into the preferences of the target population for certain BCTs is of importance. This has been shown by Belmon et al [74] for young adults in physical activity apps. Some BCTs were rated as more positive to apply than others. Ratings of BCTs differed according to personality traits and exercising self-efficacy. This may apply to apps for employees, and therefore, preferably employees should also be engaged in the development.

This study on BCTs in apps for the mental and physical health of employees had certain limitations. The procedure to search, identify, and review apps is susceptible to bias. Reviewers searched, screened, and downloaded apps on different days. Generally, apps are developed very fast and what is offered in app stores varies daily. This might have influenced the search results, especially those based on algorithm ranking (Google Play).

These fast developments also became apparent when some apps that were selected for download appeared to be untraceable. Presumably, many new apps have also appeared in the meantime. Still available apps have likely been changed, and new versions are available in the app stores since apps are updated continuously. This is illustrated by the study of Larsen et al [75] on the availability of mental health apps in iTunes and Google Play stores. They found 50% of search results changing within 4 months and an app being removed every 2.9 days. Therefore, conclusions on the apps that participated in the current study have to be interpreted with caution.

The taxonomy of Abraham and Michie [61] has not been developed specifically for apps. Therefore, reviewers had to translate the BCTs to app characteristics, which might have led to different interpretations than initially intended. For instance, stress management appeared to be a difficult BCT to interpret. It is defined as “may involve a variety of specific techniques (eg, progressive relaxation) that do not target the behavior but seek to reduce anxiety and stress.” However, in many apps in

this study, management of stress was the targeted behavior, which was confusing. After a consensus meeting, it was decided to identify this technique only in cases where advice was given on ways to facilitate performance of the targeted behavior.

In addition to methodological limitations, there are also limitations in interpreting the results. As stated in the introduction, the extent to which apps are built upon theoretical models of the themes they address is essential (ie, stress management apps making use of evidence-based stress models). The current study focused on the presence of specific combinations of behavior change theories in apps. However, this is not necessarily an indication of good quality. Some of the apps in the study applied BCTs but also gave feedback that was not in line with current scientific insights. This raises the question of the value of these apps in supporting the user to enhance mental and physical health. Although an app might use principles and constructs underpinning the processes of behavior change, it also needs to be consistent with evidence-based practices. Therefore, designing useful apps requires the application of expertise from diverse fields and would benefit from interdisciplinary collaboration. While there is a consensus among software developers on the importance of engaging users, an mHealth app for employees would also benefit from collaboration with behavior change experts and experts in mental and physical health [76].

Moreover, the current study does not answer the question of whether apps are effective in changing behavior and thereby in the prevention of physical and mental health risk or promotion of a healthy lifestyle. To determine effectiveness, controlled trials are necessary, preferably using evaluation methods that fit with the fast, iterative development processes of apps (eg, a stepped wedge design) [35,37]. To date, the evidence base of apps is still scarce. Many apps are not based on solid evidence or evaluated with scientific methods [54,63,73].

Despite these limitations, this study provides the first analysis of health behavior theory applied in apps for the mental and physical health of employees. This research method cannot establish effectiveness and usability of these apps. Further research is needed to assess the effectiveness and usability of apps as intervention means for employees.

## Conclusion

The findings of this study suggest that apps might be substantially improved to bring behavioral interventions into the working context where employees make decisions about their health and encounter barriers to behavior change. This study might be a first step toward implementing BCTs in a manner that is likely to increase behavior change potential.

The results, in general, showed a limited presence of BCTs, limited use of potentially successful combinations of BCTs in apps, and the use of potentially unsuccessful combinations of BCTs. Current knowledge on potentially effective combinations of BCTs seems to be underused in app development for the occupational setting. Knowledge of BCTs should be incorporated more in the development of apps. Combining behavior change theory and providing content with a robust evidence base and taking into account the specific context of the occupational setting could contribute to the development of effective mHealth-based interventions for employees and decrease the burden of work-related diseases. Although BCTs have been shown to be effective in face-to-face or online behavior change interventions, it is still unclear whether they are effective mHealth interventions. Future research should, therefore, focus on evaluating which BCTs and combinations of BCTs are effective in changing health behavior of employees when used in apps. For this evaluation, quantitative and qualitative methods should be used.

To increase potential and effectiveness, a collaboration between app developers, health behavior change professionals, experts on physical and mental health, and end-users is suggested. Combinations of expertise could provide higher quality apps. Until now, it is unclear which criteria could be used by organizations when selecting apps to offer to their employees. Furthermore, for employees, it remains unclear which app would help them best to improve their physical and mental health at work. An increase in knowledge on the effectiveness of BCTs in apps could be used to develop guidelines for app developers and the development of selection criteria for companies and individuals.

---

## Acknowledgments

We would like to thank Ernest de Vroome, statistical expert at the Netherlands Organization for Applied Scientific Research, for reviewing the methods of this study.

---

## Conflicts of Interest

None declared.

---

## Multimedia Appendix 1

Definitions of behavior change techniques.

[[PDF File \(Adobe PDF File\), 583KB - mhealth\\_v6i10e167\\_app1.pdf](#)]

---

## References



1. Publications Office of the European Union, Luxembourg. 2014. Psychosocial risks in Europe: prevalence and strategies for prevention URL: <https://www.eurofound.europa.eu/publications/report/2014/eu-member-states/working-conditions/> [accessed 2018-02-18] [WebCite Cache ID 6xJD5VVZi]
2. Eurofound. Fifth European Working Conditions Survey: Overview Report. Publications Office of the European Union, Luxembourg 2012. [doi: [10.2806/34660](https://doi.org/10.2806/34660)]
3. Church TS, Thomas DM, Tudor-Locke C, Katzmarzyk PT, Earnest CP, Rodarte RQ, et al. Trends over 5 decades in U.S. occupation-related physical activity and their associations with obesity. *PLoS One* 2011 May;6(5):e19657 [FREE Full text] [doi: [10.1371/journal.pone.0019657](https://doi.org/10.1371/journal.pone.0019657)] [Medline: [21647427](https://pubmed.ncbi.nlm.nih.gov/21647427/)]
4. Hallal P, Andersen LB, Bull FC, Guthold R, Haskell W, Ekelund U. Global physical activity levels: surveillance progress, pitfalls, and prospects. *Lancet* 2012;380:257. [doi: [10.1016/S0140-6736\(12\)60646-1](https://doi.org/10.1016/S0140-6736(12)60646-1)]
5. Lee IM, Shiroma EJ, Lobelo F, Puska P, Blair SN, Katzmarzyk PT. Effect of physical inactivity on major non-communicable diseases worldwide: an analysis of burden of disease and life expectancy. *Lancet* 2012;380:219-229. [doi: [10.1016/S0140-6736\(12\)61031-9](https://doi.org/10.1016/S0140-6736(12)61031-9)]
6. Van der Ploeg HP, Chey T, Korda RJ, Banks E, Bauman A. Sitting time and all-cause mortality risk in 222 497 Australian adults. *Arch Intern Med* 2012 Mar 26;172(6):494-500. [doi: [10.1001/archinternmed.2011.2174](https://doi.org/10.1001/archinternmed.2011.2174)] [Medline: [22450936](https://pubmed.ncbi.nlm.nih.gov/22450936/)]
7. Chau JY, Van der Ploeg HP, Van Uffelen JGZ, Wong J, Riphagen I, Healy GN, et al. Are workplace interventions to reduce sitting effective? A systematic review. *Preventive Medicine* 2010;51:352-356. [doi: [10.1016/j.ypmed.2010.08.012](https://doi.org/10.1016/j.ypmed.2010.08.012)]
8. Bennie JA, Chau JY, Van der Ploeg HP, Stamatakis E, Do A, Bauman A. The prevalence and correlates of sitting in European adults? A comparison of 32 Eurobarometer-participating countries. *International journal of behavioral nutrition and physical activity* 2013;10:1-7. [doi: [10.1186/1479-5868-10-107](https://doi.org/10.1186/1479-5868-10-107)]
9. Rongen A, Robroek SJW, Van Lenthe FJ, Burdorf A. Workplace health promotion: a meta-analysis of effectiveness. *Am J Prev Med* 2013 Apr;44(4):406-415. [doi: [10.1016/j.amepre.2012.12.007](https://doi.org/10.1016/j.amepre.2012.12.007)] [Medline: [23498108](https://pubmed.ncbi.nlm.nih.gov/23498108/)]
10. Robroek SJW, Van den Berg TIJ, Plat JF, Burdorf A. The role of obesity and lifestyle behaviours in a productive workforce. *Occup Environ Med* 2011 Feb;68(2):134-139. [doi: [10.1136/oem.2010.055962](https://doi.org/10.1136/oem.2010.055962)] [Medline: [20876556](https://pubmed.ncbi.nlm.nih.gov/20876556/)]
11. Robroek SJW, Schuring M, Croezen S, Stattin M, Burdorf A. Poor health, unhealthy behaviors, and unfavorable work characteristics influence pathways of exit from paid employment among older workers in Europe: a four-year follow-up study. *Scandinavian Journal of Work, Environment & Health* 2013;39(2):125-133. [doi: [10.5271/sjweh.3319](https://doi.org/10.5271/sjweh.3319)]
12. Proper KI, Van den Heuvel SG, De Vroome EM, Hildebrandt VH, Van der Beek AJ. Dose-response relation between physical activity and sick leave. *Br J Sports Med* 2006 Feb;40(2):173-178 [FREE Full text] [doi: [10.1136/bjsm.2005.022327](https://doi.org/10.1136/bjsm.2005.022327)] [Medline: [16432007](https://pubmed.ncbi.nlm.nih.gov/16432007/)]
13. Wahlström J. Ergonomics, musculoskeletal disorders, and computer work. *Occup Med* 2005;55(3):168-176. [doi: [10.1093/occmed/kqi083](https://doi.org/10.1093/occmed/kqi083)]
14. Imker S, Huysmans M, Blatter BM, Van der Beek AJ, Van Mechelen W, Bongers PM. Should office workers spend fewer hours at their computer? A systematic review of the literature. *Occupational and Environmental Medicine* 2007;64:211-222. [doi: [10.1136/oem.2006.026468](https://doi.org/10.1136/oem.2006.026468)]
15. Gerr F, Marcus M, Monteilh C. Epidemiology of musculoskeletal disorders among computer users: lesson learned from the role of posture and keyboard use. *J Electromyogr Kinesiology* 2004;14(1):25-31. [doi: [10.1016/j.jelekin.2003.09.014](https://doi.org/10.1016/j.jelekin.2003.09.014)]
16. Van den Heuvel SG, Geuskens GA, Hooftman WE, Koppes LLJ, Van den Bossche SNJ. Productivity loss at work; health related and work-related factors. *Journal of Occupational Rehabilitation* 2010;20:331-339. [doi: [10.1007/s10926-009-9219-7](https://doi.org/10.1007/s10926-009-9219-7)]
17. Martimo KP, Shiri R, Miranda H, Ketola R, Varonen H, Viikari-Juntura E. Self-reported productivity loss among workers with upper extremity disorders. *Scand J Work Environ Health* 2009 Jul;35(4):301-308 [FREE Full text] [Medline: [19471843](https://pubmed.ncbi.nlm.nih.gov/19471843/)]
18. Demerouti E, Derks D, Ten Brummelhuis LL, Bakker A. New Ways of Working: impact on working conditions, work-family balance, wellbeing. In: Korunka C, Hoonakker P, editors. *The Impact of ICT on Quality of Working Life*. Dordrecht Netherlands: Springer Science + Business Media; 2014.
19. Niedhammer I, Chastang J, Sultan-Taïeb H, Vermeylen G, Parent-Thirion A. Psychosocial work factors and sickness absence in 31 countries in Europe. *Eur J Public Health* 2013 Aug;23(4):622-629. [doi: [10.1093/eurpub/cks124](https://doi.org/10.1093/eurpub/cks124)] [Medline: [23002241](https://pubmed.ncbi.nlm.nih.gov/23002241/)]
20. Karlsson ML, Björklund C, Jensen I. The effects of psychosocial work factors on production loss, and the mediating effect of employee health. *J Occup Environ Med* 2010 Mar;52(3):310-317. [doi: [10.1097/JOM.0b013e3181d1cda2](https://doi.org/10.1097/JOM.0b013e3181d1cda2)] [Medline: [20190652](https://pubmed.ncbi.nlm.nih.gov/20190652/)]
21. Nieuwenhuijsen K, Bruinvels D, Frings-Dresen M. Psychosocial work environment and stress-related disorders, a systematic review. *Occup Med* 2010 Jun;60(4):277-286. [doi: [10.1093/occmed/kqq081](https://doi.org/10.1093/occmed/kqq081)] [Medline: [20511268](https://pubmed.ncbi.nlm.nih.gov/20511268/)]
22. Alavinia SM, Molenaar D, Burdorf A. Productivity loss in the workforce: associations with health, work demands, and individual characteristics. *American Journal of Industrial Medicine* 2008;52(1):49-56. [doi: [10.1002/ajim.20648](https://doi.org/10.1002/ajim.20648)]
23. Hutchinson AD, Wilson C. Improving nutrition and physical activity in the workplace: a meta-analysis of intervention studies. *Health promotion international* 2011;27(2):238-249. [doi: [10.1093/heapro/dar035](https://doi.org/10.1093/heapro/dar035)]
24. Van der Klink JJJ, Blonk RWB, Schene AH, Van Dijk FJH. The benefits of interventions for work-related stress. *Am J Public Health* 2001 Feb;91(2):270-276. [Medline: [11211637](https://pubmed.ncbi.nlm.nih.gov/11211637/)]



25. Wierenga D, Engbers LH, Van Empelen P, Duijts S, Hildebrandt VH, Van Mechelen W. What is actually measured in process evaluations for worksite health promotion programs: a systematic review. *BMC Public Health* 2013 Dec 17;13:1190 [FREE Full text] [doi: [10.1186/1471-2458-13-1190](https://doi.org/10.1186/1471-2458-13-1190)] [Medline: [24341605](https://pubmed.ncbi.nlm.nih.gov/24341605/)]
26. Chau JY, Van der Ploeg HP, Vn Uffelen JGZ, Wong J, Riphagen I, Healy GN, et al. Are workplace interventions to reduce sitting effective? A systematic review. *Preventive Medicine* 2010 Nov;51(5):352-356. [doi: [10.1016/j.ypmed.2010.08.012](https://doi.org/10.1016/j.ypmed.2010.08.012)] [Medline: [20801153](https://pubmed.ncbi.nlm.nih.gov/20801153/)]
27. Lamontagne AD, Keegel T, Louie AM, Ostry A, Landsbergis PA. A Systematic Review of the Job-stress Intervention Evaluation Literature, 1990-2005. *International Journal of Occupational and Environmental Health* 2013 Jul 19;13(3):268-280. [doi: [10.1179/oech.2007.13.3.268](https://doi.org/10.1179/oech.2007.13.3.268)] [Medline: [17915541](https://pubmed.ncbi.nlm.nih.gov/17915541/)]
28. Richardson KM, Rothstein HR. Effects of occupational stress management intervention programs: a meta-analysis. *J Occup Health Psychol* 2008 Jan;13(1):69-93. [doi: [10.1037/1076-8998.13.1.69](https://doi.org/10.1037/1076-8998.13.1.69)] [Medline: [18211170](https://pubmed.ncbi.nlm.nih.gov/18211170/)]
29. Bhui KS, Dinos S, Stansfeld SA, White PD. A synthesis of the evidence for managing stress at work: a review of the reviews reporting on anxiety, depression, and absenteeism. *Journal of Environmental and Public Health* 2012. [doi: [10.1155/2012/515874](https://doi.org/10.1155/2012/515874)]
30. Hamberg-van Reenen HH, Proper KI, Van den Berg M. Worksite mental health interventions: a systematic review of economic evaluations. *Occup Environ Med* 2012 Nov;69(11):837-845. [doi: [10.1136/oemed-2012-100668](https://doi.org/10.1136/oemed-2012-100668)] [Medline: [22864248](https://pubmed.ncbi.nlm.nih.gov/22864248/)]
31. Cancelliere C, Cassidy JD, Ammendolia C, Côté P. Are workplace health promotion programs effective at improving presenteeism in workers? A systematic review and best evidence synthesis of the literature. *BMC Public Health* 2011 May 26;11(1). [doi: [10.1186/1471-2458-11-395](https://doi.org/10.1186/1471-2458-11-395)] [Medline: [21615940](https://pubmed.ncbi.nlm.nih.gov/21615940/)]
32. Speklé EM, Hoozemans MJ, Blatter BM, Heinrich J, Van der Beek AJ, Knol DL, et al. Effectiveness of a questionnaire based intervention programme on the prevalence of arm, shoulder and neck symptoms, risk factors and sick leave in computer workers: a cluster randomised controlled trial in an occupational setting. *BMC Musculoskelet Disord* 2010 May 27;11(99):99 [FREE Full text] [doi: [10.1186/1471-2474-11-99](https://doi.org/10.1186/1471-2474-11-99)] [Medline: [20507548](https://pubmed.ncbi.nlm.nih.gov/20507548/)]
33. Goetzel RZ, Ozminowski RJ. The health and cost benefits of work site health-promotion programs. *Annual Rev Public Health* 2008;29:303-323. [doi: [10.1146/annurev.publhealth.29.020907.090930](https://doi.org/10.1146/annurev.publhealth.29.020907.090930)]
34. Free C, Phillips G, Galli L, Watson L, Felix L, Edwards P, et al. The effectiveness of mobile-health technology-based health behaviour change or disease management interventions for health care consumers: a systematic review. *PLoS Med* 2013 Jan;10(1):e1001362 [FREE Full text] [doi: [10.1371/journal.pmed.1001362](https://doi.org/10.1371/journal.pmed.1001362)] [Medline: [23349621](https://pubmed.ncbi.nlm.nih.gov/23349621/)]
35. Kumar S, Nilsen WJ, Abernethy A, Atienza A, Patrick K, Pavel M, et al. Mobile health technology evaluation: the mHealth evidence workshop. *Am J Prev Med* 2013 Aug;45(2):228-236 [FREE Full text] [doi: [10.1016/j.amepre.2013.03.017](https://doi.org/10.1016/j.amepre.2013.03.017)] [Medline: [23867031](https://pubmed.ncbi.nlm.nih.gov/23867031/)]
36. Direito A, Dale LP, Shields E, Dobson R, Whittaker R, Maddison R. Do physical activity and dietary smartphone applications incorporate evidence-based behaviour change techniques? *BMC Public Health* 2014;14:646 [FREE Full text] [doi: [10.1186/1471-2458-14-646](https://doi.org/10.1186/1471-2458-14-646)] [Medline: [24965805](https://pubmed.ncbi.nlm.nih.gov/24965805/)]
37. Klasnja P, Consolvo S, Pratt W. How to evaluate technologies for health behavior change in HCI research. 2011 May Presented at: CHI 2011; May 7-12; Vancouver, Canada.
38. European Commission. Green paper on mobile Health (mHealth). Brussels; 2014 Apr 10. URL: <https://ec.europa.eu/digital-single-market/en/news/green-paper-mobile-health-mhealth>
39. Dennison L, Morrison L, Conway G, Yardley L. Opportunities and challenges for smartphone applications in supporting health behavior change: qualitative study. *J Med Internet Res* 2013 Apr;15(4):e86 [FREE Full text] [doi: [10.2196/jmir.2583](https://doi.org/10.2196/jmir.2583)] [Medline: [23598614](https://pubmed.ncbi.nlm.nih.gov/23598614/)]
40. Middelweerd A, Mollee JS, Van der Wal N, Brug J, Te Velde SJ. Apps to promote physical activity among adults: a review and content analysis. *Int J Behav Nutr Phys Act* 2014 Jul 25;11(97) [FREE Full text] [doi: [10.1186/s12966-014-0097-9](https://doi.org/10.1186/s12966-014-0097-9)] [Medline: [25059981](https://pubmed.ncbi.nlm.nih.gov/25059981/)]
41. Swan M. Sensor Mania! The Internet of Things, Wearable Computing, Objective Metrics, and the Quantified Self 2.0. *JSAN* 2012 Nov 08;1(3):217-253. [doi: [10.3390/jsan1030217](https://doi.org/10.3390/jsan1030217)]
42. Choe EU, Lee NB, Lee B, Pratt W, Kientz JA. Understanding Quantified-Selfers practices in collecting and exploring personal data. In: Proceedings of the SIGCHI Conference on Human Factors in Computer Systems. 2014 Presented at: CHI 2014; April 26 - May 1 2014; Toronto, ON. Canada p. 1143-1152. [doi: [10.1145/2556288.2557372](https://doi.org/10.1145/2556288.2557372)]
43. Aarts E, De Ruyter B. New research perspectives on ambient intelligence. *Journal of Ambient Intelligence and Smart Environments* 2009;1(1):5-14. [doi: [10.3233/AIS-2009-0001](https://doi.org/10.3233/AIS-2009-0001)]
44. Anderson I, Maitland J, Sherwood S, Barkhuus L, Chalmers M, Hall M, et al. Shakra: tracking and sharing daily activity levels with unaugmented mobile phones. *Mobile networks and applications* 2007;12(2-3):185-199 [FREE Full text]
45. Consolvo S, Everitt KM, Smith I, Landay JA. Design requirements for technologies that encourage physical activity. In: Proceedings of CHI 2006. 2006 Presented at: CHI 2006; April 22-27 2006; Montreal, Québec, Canada p. 457-466.
46. Consolvo S, Klasnja P, McDonald DW, Avrahami D, Froehlich J, LeGrand L, et al. Flowers or a robot army? Encouraging awareness and activity with personal, mobile displays. In: Proceedings of the 10th international conference on ubiquitous computing. 2008 Presented at: UbiComp 2008; September 21-24 2008; Seoul, Korea p. 54-63.

47. Lin J, Mamykina L, Lindtner S, Delajoux G, Strub HB. Fish'n'steps: encouraging physical activity with an interactive computer game. In: Proceedings of Ubicomp 2006. 2006 Presented at: 8th international conference on ubiquitous computing; 2006; Orange County, USA p. 261-278.
48. Bexelius C, Löf M, Sandin S, Trolle LY, Forsum E, Litton J. Measures of physical activity using cell phones: validation using criterion methods. *J Med Internet Res* 2010 Jan;12(1):e2 [[FREE Full text](#)] [doi: [10.2196/jmir.1298](https://doi.org/10.2196/jmir.1298)] [Medline: [20118036](https://pubmed.ncbi.nlm.nih.gov/20118036/)]
49. Patrick K, Raab F, Adams MA, Dillon L, Zabinski M, Rock CL, et al. A text message-based intervention for weight loss: randomized controlled trial. *J Med Internet Res* 2009 Jan;11(1):e1 [[FREE Full text](#)] [doi: [10.2196/jmir.1100](https://doi.org/10.2196/jmir.1100)] [Medline: [19141433](https://pubmed.ncbi.nlm.nih.gov/19141433/)]
50. Plarre K, Rajj A, Hossain S, Ali A, Nakajima M, al'Absi M, et al. Continuous inference of psychological stress from sensory measurements collected in the natural environment. In: Proceedings of ACM/IEEE 10th Conference on Information Processing in Sensor Networks. 2011 Presented at: 10th Conference on Information Processing in Sensor Networks (IPSN); 12-14 April 2011; Chicago, IL, USA p. 97-108.
51. Koldijk S, Kraaij W, Neerincx MA. Deriving Requirements for Pervasive Well-Being Technology From Work Stress and Intervention Theory: Framework and Case Study. *JMIR Mhealth Uhealth* 2016 Jul 05;4(3):e79 [[FREE Full text](#)] [doi: [10.2196/mhealth.5341](https://doi.org/10.2196/mhealth.5341)] [Medline: [27380749](https://pubmed.ncbi.nlm.nih.gov/27380749/)]
52. Christmann CA, Hoffmann A, Bleser G. Stress Management Apps With Regard to Emotion-Focused Coping and Behavior Change Techniques: A Content Analysis. *JMIR Mhealth Uhealth* 2017 Feb 23;5(2):e22 [[FREE Full text](#)] [doi: [10.2196/mhealth.6471](https://doi.org/10.2196/mhealth.6471)] [Medline: [28232299](https://pubmed.ncbi.nlm.nih.gov/28232299/)]
53. Direito A, Dale LP, Shields E, Dobson R, Whittaker R, Maddison R. Do physical activity and dietary smartphone applications incorporate evidence-based behaviour change techniques? *BMC Public Health* 2014;14:646 [[FREE Full text](#)] [doi: [10.1186/1471-2458-14-646](https://doi.org/10.1186/1471-2458-14-646)] [Medline: [24965805](https://pubmed.ncbi.nlm.nih.gov/24965805/)]
54. Conroy DE, Yang C, Maher JP. Behavior change techniques in top-ranked mobile apps for physical activity. *Am J Prev Med* 2014 Jun;46(6):649-652. [doi: [10.1016/j.amepre.2014.01.010](https://doi.org/10.1016/j.amepre.2014.01.010)] [Medline: [24842742](https://pubmed.ncbi.nlm.nih.gov/24842742/)]
55. Nield, D. 2014. In corporate wellness programs, wearables take a step forward URL: <http://fortune.com/2014/04/15/in-corporate-wellness-programs-wearables-take-a-step-forward/> [accessed 2016-09-21] [[WebCite Cache ID 6kgsSWeJe](#)]
56. Gray, R. 2015. How to use wearable technology for health and wellbeing URL: <http://www.hrmagazine.co.uk/article-details/how-to-use-wearable-technology-for-health-and-wellbeing> [accessed 2016-09-21] [[WebCite Cache ID 6kgr4yNZ9](#)]
57. Steigner G, Doarn CR, Schütte M, Matusiewicz D, Thielscher C. Health Applications for Corporate Health Management. *Telemed J E Health* 2017 Dec;23(5):448-452. [doi: [10.1089/tmj.2016.0162](https://doi.org/10.1089/tmj.2016.0162)] [Medline: [27854179](https://pubmed.ncbi.nlm.nih.gov/27854179/)]
58. Van Drongelen A, Boot CRL, Hynek H, Twisk JWR, Smid T, Van der Beek AJ. Evaluation of an mHealth intervention aiming to improve health-related behavior and sleep and reduce fatigue among airline pilots. *Scand J Work Environ Health* 2014 Nov;40(6):557-568. [doi: [10.5271/sjweh.3447](https://doi.org/10.5271/sjweh.3447)] [Medline: [25121620](https://pubmed.ncbi.nlm.nih.gov/25121620/)]
59. Webb TL, Joseph J, Yardley L, Michie S. Using the internet to promote health behavior change: a systematic review and meta-analysis of the impact of theoretical basis, use of behavior change techniques, and mode of delivery on efficacy. *J Med Internet Res* 2010 Feb 17;12(1):e4 [[FREE Full text](#)] [doi: [10.2196/jmir.1376](https://doi.org/10.2196/jmir.1376)] [Medline: [20164043](https://pubmed.ncbi.nlm.nih.gov/20164043/)]
60. Yang C, Maher JP, Conroy DE. Implementation of behavior change techniques in mobile applications for physical activity. *Am J Prev Med* 2015 Apr;48(4):452-455. [doi: [10.1016/j.amepre.2014.10.010](https://doi.org/10.1016/j.amepre.2014.10.010)] [Medline: [25576494](https://pubmed.ncbi.nlm.nih.gov/25576494/)]
61. Abraham C, Michie S. A taxonomy of behavior change techniques used in interventions. *Health Psychol* 2008 May;27(3):379-387. [doi: [10.1037/0278-6133.27.3.379](https://doi.org/10.1037/0278-6133.27.3.379)] [Medline: [18624603](https://pubmed.ncbi.nlm.nih.gov/18624603/)]
62. Michie S, Richardson M, Johnston M, Abraham C, Francis J, Hardeman W, et al. The behavior change technique taxonomy (v1) of 93 hierarchically clustered techniques: building an international consensus for the reporting of behavior change interventions. *Ann Behav Med* 2013 Aug;46(1):81-95. [doi: [10.1007/s12160-013-9486-6](https://doi.org/10.1007/s12160-013-9486-6)] [Medline: [23512568](https://pubmed.ncbi.nlm.nih.gov/23512568/)]
63. Cowan LT, Van Wagenen SA, Brown BA, Hedin RJ, Seino-Stephan Y, Hall PC, et al. Apps of steel: are exercise apps providing consumers with realistic expectations? A content analysis of exercise apps for presence of behavior change theory. *Health Educ Behav* 2013 Apr;40(2):133-139. [doi: [10.1177/1090198112452126](https://doi.org/10.1177/1090198112452126)] [Medline: [22991048](https://pubmed.ncbi.nlm.nih.gov/22991048/)]
64. Michie S, Abraham C, Whittington C, McAteer J, Gupta S. Effective techniques in healthy eating and physical activity interventions: a meta-regression. *Health Psychol* 2009 Nov;28(6):690-701. [doi: [10.1037/a0016136](https://doi.org/10.1037/a0016136)] [Medline: [19916637](https://pubmed.ncbi.nlm.nih.gov/19916637/)]
65. Hardeman W, Griffin S, Johnston M, Kinmonth A. Interventions to prevent weight gain: A systematic review of psychological models and behavior change methods. *International Journal of Obesity and Related Metabolic Disorders: Journal of the International Association for the Study of Obesity* 2000;24:131-143. [doi: [10.1038/sj.ijo.0801100](https://doi.org/10.1038/sj.ijo.0801100)]
66. Dusseldorp E, Van Genugten L, Van Buuren S, Verheijden MW, Van Empelen P. Combinations of techniques that effectively change health behavior: evidence from Meta-CART analysis. *Health Psychol* 2014 Dec;33(12):1530-1540. [doi: [10.1037/hea0000018](https://doi.org/10.1037/hea0000018)] [Medline: [24274802](https://pubmed.ncbi.nlm.nih.gov/24274802/)]
67. Hayes AF, Krippendorff K. Answering the call for a standard reliability measure for coding data. *Communication Methods and Measures* 2007 Apr;1(1):77-89. [doi: [10.1080/19312450709336664](https://doi.org/10.1080/19312450709336664)]
68. Landis JR, Koch GG. The measurement of observer agreement for categorical data. *Biometrics* 1977 Mar;33(1):159-174. [Medline: [843571](https://pubmed.ncbi.nlm.nih.gov/843571/)]

69. Morrissey EC, Corbett TK, Walsh JC, Molloy GJ. Behavior Change Techniques in Apps for Medication Adherence: A Content Analysis. *Am J Prev Med* 2016 May;50(5):e143-e146. [doi: [10.1016/j.amepre.2015.09.034](https://doi.org/10.1016/j.amepre.2015.09.034)] [Medline: [26597504](https://pubmed.ncbi.nlm.nih.gov/26597504/)]
70. Dahlke VD, Fair K, Hong YA, Beaudoin CE, Pulczynski J, Ory MG. Apps seeking theories: results of a study on the use of health behavior change theories in cancer survivorship mobile apps. *JMIR Mhealth Uhealth* 2015;3(1):e31 [[FREE Full text](#)] [doi: [10.2196/mhealth.3861](https://doi.org/10.2196/mhealth.3861)] [Medline: [25830810](https://pubmed.ncbi.nlm.nih.gov/25830810/)]
71. Mercer K, Li M, Giangregorio L, Burns C, Grindrod K. Behavior Change Techniques Present in Wearable Activity Trackers: A Critical Analysis. *JMIR Mhealth Uhealth* 2016;4(2):e40 [[FREE Full text](#)] [doi: [10.2196/mhealth.4461](https://doi.org/10.2196/mhealth.4461)] [Medline: [27122452](https://pubmed.ncbi.nlm.nih.gov/27122452/)]
72. Lyons EJ, Lewis ZH, Mayrsohn BG, Rowland JL. Behavior change techniques implemented in electronic lifestyle activity monitors: a systematic content analysis. *J Med Internet Res* 2014 Aug;16(8):e192 [[FREE Full text](#)] [doi: [10.2196/jmir.3469](https://doi.org/10.2196/jmir.3469)] [Medline: [25131661](https://pubmed.ncbi.nlm.nih.gov/25131661/)]
73. Pagoto S, Bennett GG. How behavioral science can advance digital health. *Transl Behav Med* 2013 Sep;3(3):271-276 [[FREE Full text](#)] [doi: [10.1007/s13142-013-0234-z](https://doi.org/10.1007/s13142-013-0234-z)] [Medline: [24073178](https://pubmed.ncbi.nlm.nih.gov/24073178/)]
74. Belmon LS, Middelweerd A, te Velde SJ, Brug J. Dutch Young Adults Ratings of Behavior Change Techniques Applied in Mobile Phone Apps to Promote Physical Activity: A Cross-Sectional Survey. *JMIR mHealth uHealth* 2015 Nov 12;3(4):e103. [doi: [10.2196/mhealth.4383](https://doi.org/10.2196/mhealth.4383)]
75. Larsen ME, Nicholas J, Christensen H. Quantifying App Store Dynamics: Longitudinal Tracking of Mental Health Apps. *JMIR Mhealth Uhealth* 2016 Aug 09;4(3):e96 [[FREE Full text](#)] [doi: [10.2196/mhealth.6020](https://doi.org/10.2196/mhealth.6020)] [Medline: [27507641](https://pubmed.ncbi.nlm.nih.gov/27507641/)]
76. Pagliari C. Design and evaluation in eHealth: challenges and implications for an interdisciplinary field. *J Med Internet Res* 2007 May 27;9(2):e15 [[FREE Full text](#)] [doi: [10.2196/jmir.9.2.e15](https://doi.org/10.2196/jmir.9.2.e15)] [Medline: [17537718](https://pubmed.ncbi.nlm.nih.gov/17537718/)]

## Abbreviations

**BCT:** behavior change technique

**mHealth:** mobile health

*Edited by G Eysenbach; submitted 16.07.16; peer-reviewed by L Condon, M Bardus, J Sheats; comments to author 11.08.16; revised version received 28.12.17; accepted 10.07.18; published 03.10.18*

*Please cite as:*

*de Korte E, Wiezer N, Bakhuis Roozeboom M, Vink P, Kraaij W*

*Behavior Change Techniques in mHealth Apps for the Mental and Physical Health of Employees: Systematic Assessment*

*JMIR Mhealth Uhealth* 2018;6(10):e167

URL: <https://mhealth.jmir.org/2018/10/e167/>

doi: [10.2196/mhealth.6363](https://doi.org/10.2196/mhealth.6363)

PMID: [30282621](https://pubmed.ncbi.nlm.nih.gov/30282621/)

©Elsbeth de Korte, Noortje Wiezer, Maartje Bakhuis Roozeboom, Peter Vink, Wessel Kraaij. Originally published in *JMIR Mhealth and Uhealth* (<http://mhealth.jmir.org>), 03.10.2018. This is an open-access article distributed under the terms of the Creative Commons Attribution License (<https://creativecommons.org/licenses/by/4.0/>), which permits unrestricted use, distribution, and reproduction in any medium, provided the original work, first published in *JMIR mhealth and uhealth*, is properly cited. The complete bibliographic information, a link to the original publication on <http://mhealth.jmir.org/>, as well as this copyright and license information must be included.