

Chemoenzymatic Hunsdiecker-Type Decarboxylative Bromination of Cinnamic Acids

Li, Huanhuan; Younes, Sabry H.H.; Chen, Shaohang; Duan, Peigao; Cui, Chengsen; Wever, Ron; Zhang, Wuyuan; Hollmann, Frank

DOI

[10.1021/acscatal.2c00485](https://doi.org/10.1021/acscatal.2c00485)

Publication date

2022

Document Version

Final published version

Published in

ACS Catalysis

Citation (APA)

Li, H., Younes, S. H. H., Chen, S., Duan, P., Cui, C., Wever, R., Zhang, W., & Hollmann, F. (2022). Chemoenzymatic Hunsdiecker-Type Decarboxylative Bromination of Cinnamic Acids. *ACS Catalysis*, 12(8), 4554-4559. <https://doi.org/10.1021/acscatal.2c00485>

Important note

To cite this publication, please use the final published version (if applicable). Please check the document version above.

Copyright

Other than for strictly personal use, it is not permitted to download, forward or distribute the text or part of it, without the consent of the author(s) and/or copyright holder(s), unless the work is under an open content license such as Creative Commons.

Takedown policy

Please contact us and provide details if you believe this document breaches copyrights. We will remove access to the work immediately and investigate your claim.

Chemoenzymatic Hunsdiecker-Type Decarboxylative Bromination of Cinnamic Acids

Huanhuan Li, Sabry H. H. Younes, Shaohang Chen, Peigao Duan,* Chengsen Cui, Ron Wever, Wuyuan Zhang,* and Frank Hollmann*



Cite This: *ACS Catal.* 2022, 12, 4554–4559



Read Online

ACCESS |



Metrics & More



Article Recommendations

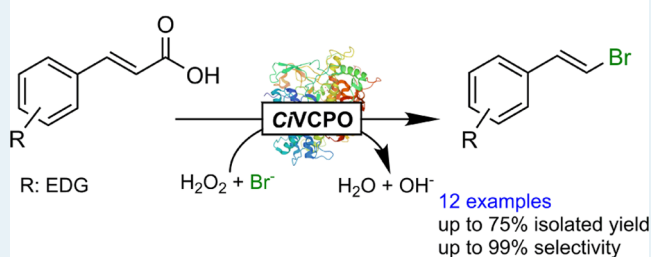


Supporting Information

ABSTRACT: In this contribution, we report chemoenzymatic bromodecarboxylation (Hunsdiecker-type) of α,β -unsaturated carboxylic acids. The extraordinarily robust chloroperoxidase from *Curvularia inaequalis* (CiVCPO) generated hypobromite from H_2O_2 and bromide, which then spontaneously reacted with a broad range of unsaturated carboxylic acids and yielded the corresponding vinyl bromide products. Selectivity issues arising from the (here undesired) addition of water to the intermediate bromonium ion could be solved by reaction medium engineering. The vinyl bromides so obtained could be used as starting materials for a range of cross-coupling and pericyclic reactions.

KEYWORDS: biocatalysis, Hunsdiecker reaction, decarboxylation, vinyl bromides, unsaturated carboxylic acids, vanadium chloroperoxidase

A Chemoenzymatic Hunsdiecker Reaction



INTRODUCTION

Vinyl halides are versatile intermediates in organic chemistry, especially as starting materials in carbon–carbon cross-coupling reactions.^{1–3} Halodecarboxylation of α,β -unsaturated carboxylic acids represents a convenient synthetic access to a broad range of vinyl halides.⁴ In addition to the classical Hunsdiecker reaction⁵ starting from silver carboxylates and its later modifications such as the Cristol–Firth modification (utilizing HgO as a catalyst)⁶ and the Kochi reaction (utilizing stoichiometric amounts of $\text{Pb}(\text{OAc})_4$),⁷ some metal-free alternatives have been developed. The Barton reaction, for example, utilizes organic hypohalites as stoichiometric reagents,⁸ while the Suarez reaction is based on hypervalent iodosobenzene diacetates.⁹ More recently, *N*-halo succinimide (NXS)^{4,10} reagents have become dominant as a source for electrophilic halide species to initiate the halodecarboxylation reaction.

From an environmental and practical point of view, stoichiometric halide sources such as NXS¹⁰ or other *N*-halides¹¹ may be questionable due to the formation of large amounts of succinimide waste products lowering the atom efficiency of the transformation and complicating product isolation and purification. Therefore, alternative methods for the *in situ* generation of electrophilic halides have been investigated comprising chemical^{12,13} or electrochemical halide oxidation¹⁴ methods. Particularly, vanadate^{15–18} and molybdate¹⁹ complexes have been investigated as mimetics for haloperoxidase enzymes. Their poor catalytic activity, however, necessitates high catalyst loadings of up to 10–50 mol %.


Already in 1985, Izumi and co-workers have pioneered an enzymatic approach for the oxidative generation of hypohalites with H_2O_2 and chloroperoxidase from *Caldariomyces fumago* (CfCPO) as a biocatalyst.²⁰ Unfortunately, these pioneering contributions have not resulted in great interest from the research community, which can largely be ascribed to the difficulties using CfCPO as a catalyst.^{21,22} In addition to the issues in recombinant production of this catalyst, predominantly, its poor robustness against the stoichiometric oxidant (H_2O_2) represents a major practical hurdle.

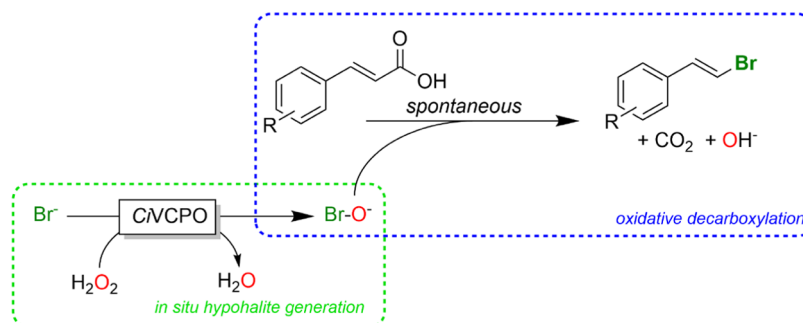
With this in mind, we set out to evaluate whether the vanadium-dependent chloroperoxidase from *Curvularia inaequalis* (CiVCPO) may be a more suitable (bio)catalyst to promote H_2O_2 -driven bromodecarboxylation reactions (Scheme 1). CiVCPO^{23–26} excels as a robust and active enzyme tolerating high concentrations of H_2O_2 and organic solvents. Overall, a chemoenzymatic reaction scheme was envisioned wherein CiVCPO catalyzes the H_2O_2 -driven oxidation of bromide to hypobromite with the latter spontaneously (nonenzymatically) reacting with α,β -unsaturated carboxylic acids yielding the corresponding vinyl bromide and CO_2 .

Received: January 27, 2022

Revised: March 22, 2022

Published: April 4, 2022



Scheme 1. Envisioned Biocatalytic Hunsdiecker-Type Reaction^a

^aThe overall reaction comprises a biocatalytic step in which the reactive halide species (hypohalite) is formed *in situ* from halides and H₂O₂ catalyzed by the V-dependent chloroperoxidase from *C. inaequalis* (CiVCPO). In the second step, the hypobromite spontaneously (nonenzyme-mediated) reacts with the starting material inducing the bromodecarboxylation reaction.

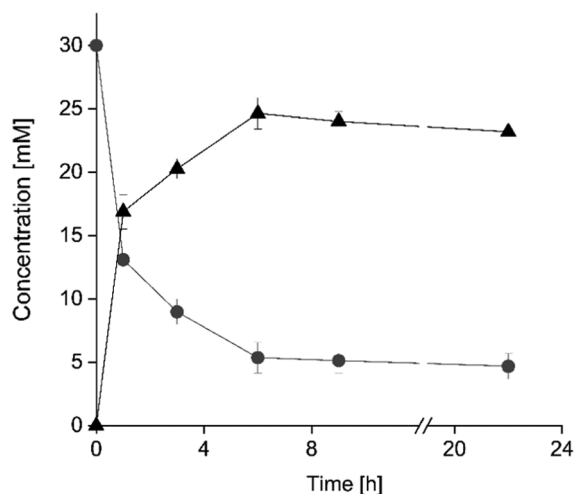
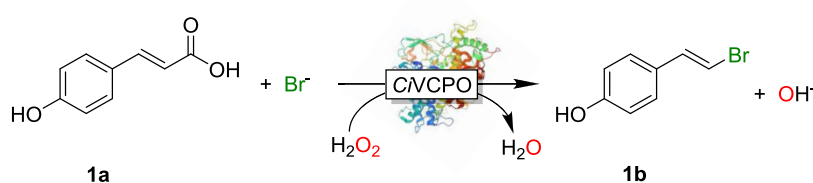


Figure 1. Time course of the chemoenzymatic decarboxylation of p-coumaric acid (●) (**1a**) to 4-(2-bromovinyl) phenol (▲) (**1b**). Conditions: [**1a**] = 30 mM, citrate buffer (100 mM, pH 5.0), [CiVCPO] = 400 nM, [KBr] = 50 mM, [H₂O₂] = 30 mM, 5% dimethyl sulfoxide (DMSO), 30 °C, 1 mL. The data shown are the results from duplicate experiments.

RESULTS AND DISCUSSION

The biocatalyst (CiVCPO) was produced via heterologous expression in recombinant *Escherichia coli* following previously established procedures.²⁵ Using p-coumaric acid (**1a**, 30 mM) as a model substrate, the desired product 4-(2-bromovinyl) phenol (**1b**) was readily obtained under the reaction conditions chosen initially ([CiVCPO] = 400 nM, [KBr] = 50 mM, [H₂O₂] = 30 mM, Figure 1). An initial reaction rate of 6.97 mM h⁻¹ was observed (corresponding to a catalytic turnover frequency of the biocatalyst of 4.8 s⁻¹). After approx. 6 h, a final yield of 82% (gas chromatography, GC yield) was obtained corresponding to 61,600 turnover number (TON) for CiVCPO. The reaction could be scaled up to 50 mL, resulting in 58% isolated yield (173 mg, Figures S1–S3). All relevant negative controls (i.e., performing the reaction in the

absence of either CiVCPO or H₂O₂ or using thermally inactivated CiVCPO) failed to form any bromination products. Also substituting CiVCPO with a 25-fold excess of NaVO₃ (under otherwise identical reaction conditions) did not give any decarboxylated product (Table S1).

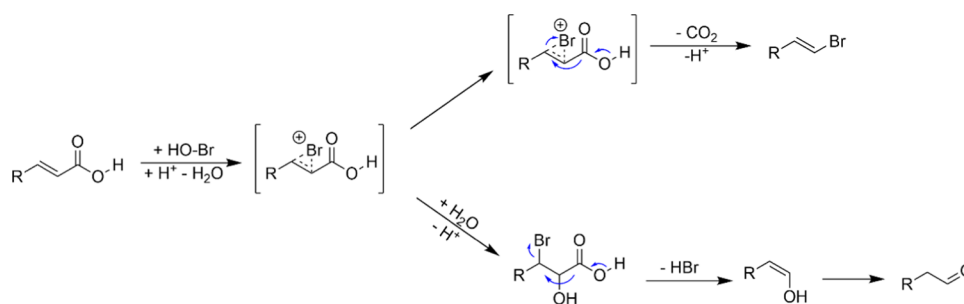
Next, we investigated some key parameters (enzyme concentration, pH, H₂O₂ and KBr concentration) influencing oxidative decarboxylation in more detail (Table 1). The reaction rate correlated with the enzyme concentration (Table 1, entries 1–3). Increasing the concentration of H₂O₂ had a slightly negative effect on the product formation (Table 1, entries 3, 7–9). On one hand, the H₂O₂ concentration applied was significantly higher than the reported K_M(H₂O₂) value for CiVCPO of <<0.1 mM, which is why the catalytic activity of CiVCPO can be considered as being independent of the H₂O₂

Table 1. Optimization of the Reaction Conditions^a

entry	c(CiVCPO) (nM)	pH	c(H ₂ O ₂) (mM)	concn (mM)	initial rate ^b (mM h ⁻¹)	TON ^c	selectivity ^d (%)
1	100	5	30	10.3 ± 1.1	3.80	10,2700	99
2	200	5	30	14.6 ± 1.6	5.68	73,200	99
3	400	5	30	24.6 ± 1.2	6.97	61,600	97
4	400	4	30	10.9 ± 1.9	2.95	27,100	96
5	400	6	30	19.6 ± 1.0	6.49	48,880	96
6	400	7	30	12.3 ± 0.1	4.03	30,600	94
7	400	5	50	23.5 ± 5.7	6.36	58,700	98
8	400	5	100	19.4 ± 0.4	3.14	48,000	98
9	400	5	200	21.6 ± 3.5	5.76	54,000	98
10	400	5	100 ^e	26.0 ± 0.7	7.95	65,000	97

^aReaction conditions: [*p*-coumaric acid] = 30 mM, citrate buffer (100 mM, pH 4–5) or NaPi buffer (100 mM, pH 6–7), [CiVCPO] = 100–400 nM, [KBr] = 50–100 mM, [H₂O₂] = 30–200 mM, 30 °C, 5% DMSO, 6 h, 1 mL. ^bThe initial rate is based on concentration of **1b** at 3 h. ^cTON = Turnover number ([**1b**]/[CiVCPO]). ^dThe selectivity was determined by gas chromatography–mass spectrometry (GC–MS). Selectivity = [**1b**]/([**1b**] + [**1c**]) × 100%. ^e[KBr] = 100 mM. A duplicate experiment was performed.

Scheme 2. Proposed Nucleophilic Attack of Water to the Intermediate Bromonium Ion Competing with Its Decarboxylation



concentration applied in these experiments. On the other hand, the rate of the hypobromite-initiated dismutation of H₂O₂²⁷ increases at increasing H₂O₂ concentrations and thereby decreases the *in situ* concentration of hypobromite and H₂O₂. In line with the reported pH optimum²⁵ of CiVCPO, the highest catalytic rates were observed between pH 5 and 6 (Table 1, entries 3–6). An increase in the KBr concentration could lead to an increase in the reaction rate and product concentration (Table 1, entries 8 and 10), which we attribute to an increase in the *in situ* hypobromite concentration and the resulting acceleration of the chemical reaction step.

The highest formal CiVCPO activity observed in these experiments (i.e., initial rate divided by the biocatalyst concentration) was 10.5 s⁻¹ (Table 1, entry 1), which is in line with CiVCPO activities previously observed (under comparable reaction conditions) ranging from 8.7 s⁻¹ (in the case of Achmatowicz-type reactions)²⁸ and 75 s⁻¹ (as observed in the oxidative decarboxylation of glutamic acid).²³ Bearing the chemoenzymatic character of these reactions in mind, the apparent differences in the formal CiVCPO activity most likely originate from different reactivities of the chemical starting materials with OBr⁻, suggesting the chemical step of the reaction sequence being overall rate-limiting.

It should be noted that in all experiments, some formation of *p*-hydroxyphenylacetaldehyde (**1c**, Figure S4, ranging between 0.04 and 0.81 mM corresponding to 0.3–6.2%) was observed. Presumably, nucleophilic attack of water to the intermediate bromonium ion leading to the aldehyde product was observed (Scheme 2).

As a phenolic starting material, some ring halogenation was expected to occur.²⁹ Interestingly, only upon prolonged

reaction times, traces of the ring-brominated vinyl bromide product were observed in the case of decarboxylation of **1a** (Figure S4). Apparently, the conjugated C=C double bond reacted more readily than the aromatic ring system.

Next, we evaluated the substrate scope of the chemoenzymatic Hunsdiecker reaction in a 1.5 mmol scale by screening some commercially available substrates (Figure 2). Both substituted and nonsubstituted α,β -unsaturated carboxylic acids could be transformed into the corresponding vinyl bromide products with good isolated yield (Figures S5–S37 and Table S2). Especially electron-donating substituted styrene derivatives turned out to be good starting materials. Aromatic rings containing electron-withdrawing substituents such as halides, CN, CF₃, or NO₂ were not converted and the starting material was recovered. Also, for aliphatic α,β -unsaturated carboxylic acids, no conversion was detectable under the experimental conditions applied here, which is in line with a previous report using CfCPO.²⁰

We found no obvious correlation between the substitution pattern of the aromatic substituent with the selectivity (halide vs aldehyde product).

As shown in Figure 2, the vinyl bromide selectivity was rather poor in some cases. Based on the mechanistic proposal (Scheme 2), we hypothesized that the water activity may play a decisive influence on the vinyl bromide/aldehyde selectivity. To test this, we performed a range of experiments increasing the cosolvent concentration (DMSO) from 5% (v/v) to 50% (v/v) (Figure 3). Indeed, this approach proved successful increasing of the selectivity for **10b** and **11b** from roughly 25 to 95% (see also Figures S38 and S39 for **10a** and Figures S40 and S41 for **11b**). Also, other cosolvents such as methanol, isopropanol, or acetone had similar effects. We therefore

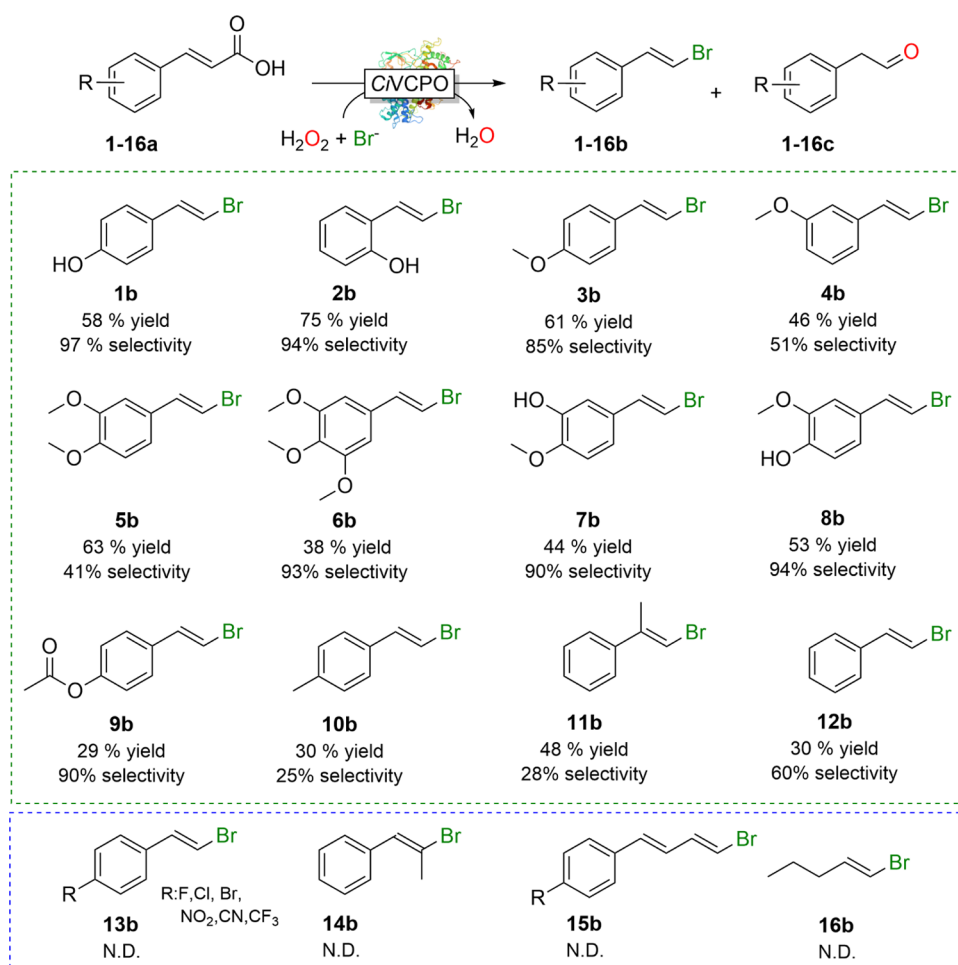


Figure 2. Substrate scope of preparative-scale chemoenzymatic decarboxylative bromination reaction. Conditions: [substrates] = 30 mM, citrate buffer (100 mM, pH 5), [CVCPO] = 400 nM, [KBr] = 50 mM, [H₂O₂] = 30 mM, 30 °C, 10 h, 50 mL scale. 5–20% DMSO to improve the substrate solubility. Isolated yield was calculated after the purification. The selectivity was determined by GC–MS using 5% DMSO in the reaction. Yield means isolated yield. Selectivity = $([1-12b])/([1-12b] + [1-12c]) \times 100\%$. ND = not detected.

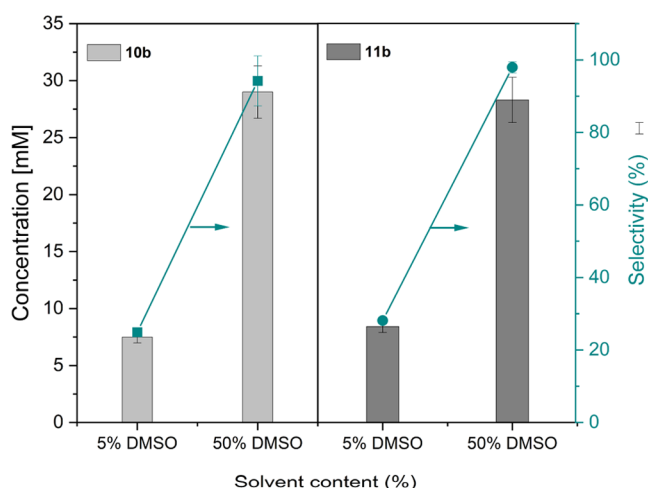


Figure 3. Dependence of the selectivity on the solvent content. Conditions: [substrates] = 30 mM, citrate buffer (100 mM, pH 5), [CVCPO] = 400 nM, [KBr] = 50 mM, [H₂O₂] = 30 mM, 30 °C, 6 h, 5 and 50% DMSO. A duplicate experiment was performed.

concluded that medium engineering represents an excellent handle to control the selectivity of the oxidative decarboxylation.

Finally, we explored the synthetic potential of the vinyl bromides obtained from the chemoenzymatic Hunsdiecker reaction. For this, we submitted the products **3b** and **12b** to a photocatalytic [2 + 2] cycloaddition reaction with styrene,³⁰ the Suzuki–Miyaura cross-coupling reaction with phenyl boronic acid,³¹ and a Pd-catalyzed Ullmann homocoupling reaction³² (Figure 4). In all cases, acceptable isolated yields of the desired products were obtained (for details, see the Supporting Information, Figures S43–S52).

CONCLUSIONS

Overall, we have shown that vanadium chloroperoxidase from *C. inaequalis* is a robust catalyst for the oxidative decarboxylation of a broad scope of α,β -unsaturated carboxylic acids, establishing a chemoenzymatic Hunsdiecker reaction.

The selectivity of the reaction can be controlled by medium engineering, giving access to either the aldehyde or the vinyl bromide product.

The high activity and selectivity of the reaction and the mild and clean reaction conditions make the reaction attractive for the synthesis of valuable α,β -unsaturated halides from readily available starting materials.

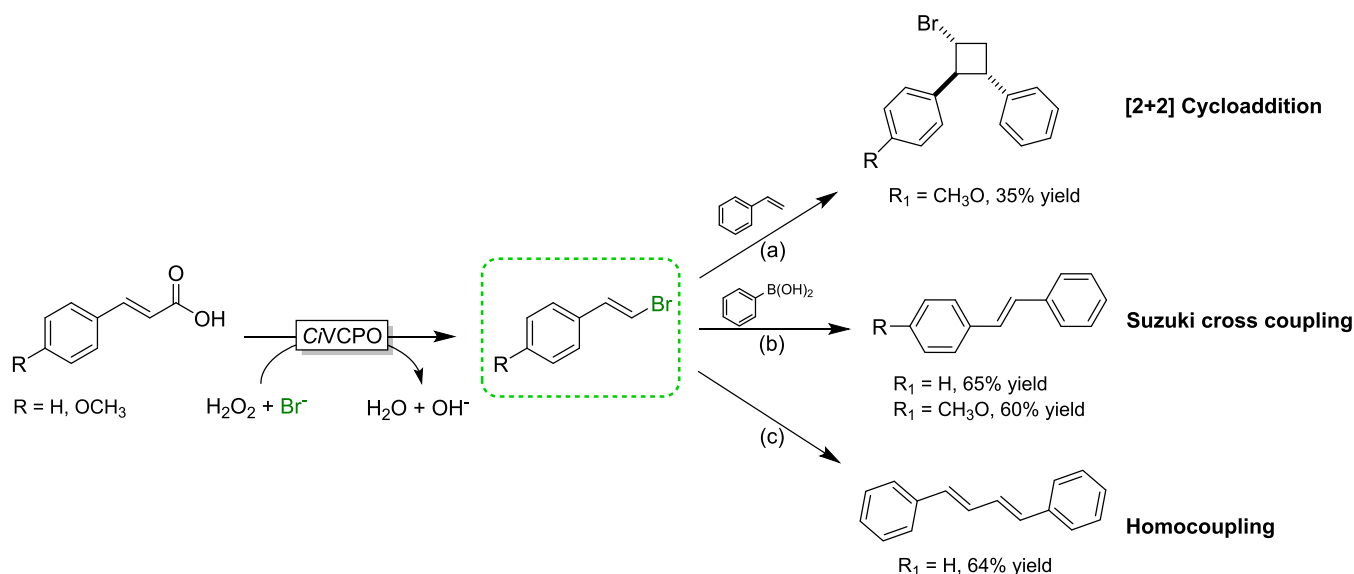


Figure 4. Expansion of chemoenzymatic Hunsdiecker-type reactions. Reaction conditions: (a) substrate = 0.22 mmol, styrene = 2.2 mmol, [TXT, (9-(2-methylphenyl)-1,3,6,8-tetramethoxythioxanthylum trifluoromethanesulfonate)] = 3 mol %, CH₃CN, room-temperature (RT), air, green light-emitting diode (LED), 24 h; (b) [substrate] = 0.1–0.3 mmol, [phenyl boric acid] = 0.12–0.36 mol, [Pd(OAc)₂] = 3 mol %, [orotic acid] = 6 mol %, [Cs₂CO₃] = 0.5 mmol, acetone, 100°C, N₂, 16 h; and (c) [substrate] = 1 mmol, [Pd(OAc)₂] = 0.02 mmol, Agarose = 0.05 g, [NaOH] = 1.5 mmol, H₂O, 90°C, 12 h.

ASSOCIATED CONTENT

Supporting Information

The Supporting Information is available free of charge at <https://pubs.acs.org/doi/10.1021/acscatal.2c00485>.

Experimental details, enzyme preparation, ¹H and ¹³C NMR, GC–MS, and control experiments (PDF)

AUTHOR INFORMATION

Corresponding Authors

Peigao Duan – School of Chemical Engineering and Technology, Xi'an Jiaotong University, Xi'an 710049, China; orcid.org/0000-0002-9461-3566; Email: pgduan@xjtu.edu.cn

Wuyuan Zhang – Tianjin Institute of Industrial Biotechnology, Chinese Academy of Sciences, Tianjin 300308, China; National Center of Technology Innovation for Synthetic Biology, Tianjin 300308, China; orcid.org/0000-0002-3182-5107; Email: zhangwy@tib.cas.cn

Frank Hollmann – Department of Biotechnology, Delft University of Technology, Delft 2629HZ, The Netherlands; orcid.org/0000-0003-4821-756X; Email: f.hollmann@tudelft.nl

Authors

Huanhuan Li – School of Chemical Engineering and Technology, Xi'an Jiaotong University, Xi'an 710049, China; Tianjin Institute of Industrial Biotechnology, Chinese Academy of Sciences, Tianjin 300308, China

Sabry H. H. Younes – Department of Biotechnology, Delft University of Technology, Delft 2629HZ, The Netherlands; Department of Chemistry, Faculty of Sciences, Sohag University, Sohag 82524, Egypt

Shaohang Chen – Tianjin Institute of Industrial Biotechnology, Chinese Academy of Sciences, Tianjin 300308, China

Chengsen Cui – Tianjin Institute of Industrial Biotechnology, Chinese Academy of Sciences, Tianjin 300308, China;

National Center of Technology Innovation for Synthetic Biology, Tianjin 300308, China; orcid.org/0000-0002-6867-1826

Ron Wever – Van't Hoff Institute for Molecular Sciences, University of Amsterdam, Amsterdam 1098 XH, The Netherlands

Complete contact information is available at: <https://pubs.acs.org/10.1021/acscatal.2c00485>

Author Contributions

H.L. and S.H.H.Y. have contributed equally. All the authors jointly wrote the article. All the authors have given their approval to the final version of the article.

Notes

The authors declare no competing financial interest.

ACKNOWLEDGMENTS

The authors acknowledge the financial support from the National Natural Science Foundation of China (Nos. 32171253 and 21776063), the European Union (Horizon 2020 research and innovation programme under grant agreement No. 886567), and the Tianjin Synthetic Biotechnology Innovation Capacity Improvement Project (No. TSBICIP-CXRC-032). We thank Dr. Yonghong Yao and Dr. Yi Cai from TIB for their great assistance with GC–MS and NMR analysis.

REFERENCES

- (1) Biffis, A.; Centomo, P.; Del Zotto, A.; Zecca, M. Pd Metal Catalysts for Cross-Couplings and Related Reactions in the 21st Century: A Critical Review. *Chem. Rev.* **2018**, *118*, 2249–2295.
- (2) Suzuki, N.; Hofstra, J. L.; Poremba, K. E.; Reisman, S. E. Nickel-Catalyzed Enantioselective Cross-Coupling of N-Hydroxyphthalimide Esters with Vinyl Bromides. *Org. Lett.* **2017**, *19*, 2150–2153.
- (3) Reyes, S.; Huigens Iii, R. W.; Su, Z.; Simon, M. L.; Melander, C. Synthesis and biological activity of 2-aminoimidazole triazoles

accessed by Suzuki–Miyaura cross-coupling. *Org. Biomol. Chem.* **2011**, *9*, 3041–3049.

(4) Varenikov, A.; Shapiro, E.; Gandelman, M. Decarboxylative Halogenation of Organic Compounds. *Chem. Rev.* **2021**, *121*, 412–484.

(5) Hunsdiecker, H.; Hunsdiecker, C. Über den Abbau der Salze aliphatischer Säuren durch Brom. *Ber. Dtsch. Chem. Ges.* **1942**, *75*, 291–297.

(6) Cristol, S. J.; Firth, W. C. A Convenient synthesis of Alkyl Halides from Carboxylic acids. *J. Org. Chem.* **1961**, *26*, 280.

(7) Kochi, J. K. A New Method for Halodecarboxylation of Acids Using Lead(IV) Acetate. *J. Am. Chem. Soc.* **1965**, *87*, 2500–2502.

(8) Barton, D. H. R.; Faro, H. P.; Serebryakov, E. P.; Woolsey, N. F. 445. Photochemical transformations. Part XVII. Improved methods for the decarboxylation of acids. *J. Chem. Soc.* **1965**, 2438–2444.

(9) Concepcion, J. I.; Francisco, C. G.; Freire, R.; Hernandez, R.; Salazar, J. A.; Suarez, E. Iodosobenzene diacetate, an efficient reagent for the oxidative decarboxylation of carboxylic acids. *J. Org. Chem.* **1986**, *51*, 402–404.

(10) Chowdhury, S.; Roy, S. The First Example of a Catalytic Hunsdiecker Reaction: Synthesis of β -Halostyrenes. *J. Org. Chem.* **1997**, *62*, 199–200.

(11) Hazarika, D.; Phukan, P. TsNBr₂ promoted decarboxylative bromination of α,β -unsaturated carboxylic acids. *Tetrahedron Lett.* **2018**, *59*, 4593–4596.

(12) Telvekar, V. N.; Takale, B. S. A novel method for bromodecarboxylation of α,β -unsaturated carboxylic acids using catalytic sodium nitrite. *Tetrahedron Lett.* **2011**, *52*, 2394–2396.

(13) Hatvate, N. T.; Takale, B. S.; Ghodse, S. M.; Telvekar, V. N. Transition metal free large-scale synthesis of aromatic vinyl chlorides from aromatic vinyl carboxylic acids using bleach. *Tetrahedron Lett.* **2018**, *59*, 3892–3894.

(14) Wang, X.; Sun, M.; Zhao, Y.; Wang, C.; Ma, W.; Wong, M. S.; Elimelech, M. In Situ Electrochemical Generation of Reactive Chlorine Species for Efficient Ultrafiltration Membrane Self-Cleaning. *Environ. Sci. Technol.* **2020**, *54*, 6997–7007.

(15) Bortolini, O.; Carraro, M.; Conte, V.; Moro, S. Vanadium-bromoperoxidase-mimicking systems: Direct evidence of a hypobromite-like vanadium intermediate. *Eur. J. Inorg. Chem.* **2003**, *2003*, 42–46.

(16) Conte, V.; Floris, B.; Galloni, P.; Silvagni, A. Sustainable vanadium(V)-catalyzed oxybromination of styrene: Two-phase system versus ionic liquids. *Pure Appl. Chem.* **2005**, *77*, 1575–1581.

(17) Conte, V.; Floris, B. Vanadium catalyzed oxidation with hydrogen peroxide. *Inorg. Chim. Acta* **2010**, *363*, 1935–1946.

(18) Galloni, P.; Mancini, M.; Floris, B.; Conte, V. Sustainable V-catalyzed Two-phase Procedure for Toluene Bromination with H₂O₂/KBr. *Dalton Trans.* **2013**, *42*, 11963–11970.

(19) Sinha, J.; Layek, S.; Mandal, G. C.; Bhattacharjee, M. A Hunsdiecker reaction: synthesis of β -bromostyrenes from the reaction of α,β -unsaturated aromatic carboxylic acids with KBr and H₂O₂ catalysed by Na₂MoO₄·2H₂O in aqueous medium. *Chem. Commun.* **2001**, 1916–1917.

(20) Yamada, H.; Itoh, N.; Izumi, Y. Chloroperoxidase-catalyzed Halogenation of *trans*-Cinnamic acid and its derivatives. *J. Biol. Chem.* **1985**, *260*, 1962–1969.

(21) Hobisch, M.; Holtmann, D.; de Santos, P. G.; Alcalde, M.; Hollmann, F.; Kara, S. Recent developments in the use of peroxygenases—Exploring their high potential in selective oxygen functionalisations. *Biotechnol. Adv.* **2021**, *51*, No. 107615.

(22) van Rantwijk, F.; Sheldon, R. A. Selective oxygen transfer catalysed by heme peroxidases: synthetic and mechanistic aspects. *Curr. Opin. Biotechnol.* **2000**, *11*, 554–564.

(23) Xu, X. M.; But, A.; Wever, R.; Hollmann, F. Towards Preparative Chemoenzymatic Oxidative Decarboxylation of Glutamic Acid. *ChemCatChem* **2020**, *12*, 2180–2183.

(24) But, A.; Le Nôtre, J.; Scott, E. L.; Wever, R.; Sanders, J. P. M. Selective Oxidative Decarboxylation of Amino Acids to Produce

Industrially Relevant Nitriles by Vanadium Chloroperoxidase. *ChemSusChem* **2012**, *5*, 1199–1202.

(25) Hasan, Z.; Renirie, R.; Kerkman, R.; Ruijsenaars, H. J.; Hartog, A. F.; Wever, R. Laboratory-evolved vanadium chloroperoxidase exhibits 100-fold higher halogenating activity at alkaline pH—Catalytic effects from first and second coordination sphere mutations. *J. Biol. Chem.* **2006**, *281*, 9738–9744.

(26) van Schijndel, J. W. P. M.; Vollenbroek, E. G. M.; Wever, R. The chloroperoxidase from the fungus *Curvularia inaequalis*—a novel vanadium enzyme. *Biochim. Biophys. Acta, Protein Struct. Mol. Enzymol.* **1993**, *1161*, 249–256.

(27) Renirie, R.; Pierlot, C.; Aubry, J.-M.; Hartog, A. F.; Schoemaker, H. E.; Alsters, P. L.; Wever, R. Vanadium Chloroperoxidase as a Catalyst for Hydrogen Peroxide Disproportionation to Singlet Oxygen in Mildly Acidic Aqueous Environment. *Adv. Synth. Catal.* **2003**, *345*, 849–858.

(28) Fernández-Fueyo, E.; Younes, S. H. H.; Rootselaar, S.; Aben, R. W. M.; Renirie, R.; Wever, R.; Holtmann, D.; Rutjes, F. P. J. T.; Hollmann, F. A biocatalytic Aza-Achmatowicz reaction. *ACS Catal.* **2016**, *6*, 5904–5907.

(29) Fernández-Fueyo, E.; van Wingerden, M.; Renirie, R.; Wever, R.; Ni, Y.; Holtmann, D.; Hollmann, F. Chemoenzymatic halogenation of phenols by using the haloperoxidase from *Curvularia inaequalis*. *ChemCatChem* **2015**, *7*, 4035–4038.

(30) Tanaka, K.; Iwama, Y.; Kishimoto, M.; Ohtsuka, N.; Hoshino, Y.; Honda, K. Redox Potential Controlled Selective Oxidation of Styrenes for Regio- and Stereoselective Crossed Intermolecular [2 + 2] Cycloaddition via Organophotoredox Catalysis. *Org. Lett.* **2020**, *22*, 5207–5211.

(31) Zhang, H.-P.; Dai, Y.-Z.; Zhou, X.; Yu, H. Efficient Pyrimidone-Promoted Palladium-Catalyzed Suzuki–Miyaura Cross-Coupling Reaction. *Synlett* **2012**, *23*, 1221–1224.

(32) Firouzabadi, H.; Iranpoor, N.; Kazemi, F. Carbon–carbon bond formation via homocoupling reaction of substrates with a broad diversity in water using Pd(OAc)₂ and agarose hydrogel as a bioorganic ligand, support and reductant. *J. Mol. Catal. A: Chem.* **2011**, *348*, 94–99.