

## Enhanced Sensitivity Pt/AlGaIn/GaN Heterostructure NO Sensor Using a Two-Step Gate Recess Technique

Sun, Jianwen; Zhan, Teng; Sokolovskij, Robert; Liu, Zewen; Sarro, Pasqualina M.; Zhang, Guoqi

**DOI**

[10.1109/JSEN.2021.3082205](https://doi.org/10.1109/JSEN.2021.3082205)

**Publication date**

2021

**Document Version**

Final published version

**Published in**

IEEE Sensors Journal

**Citation (APA)**

Sun, J., Zhan, T., Sokolovskij, R., Liu, Z., Sarro, P. M., & Zhang, G. (2021). Enhanced Sensitivity Pt/AlGaIn/GaN Heterostructure NO Sensor Using a Two-Step Gate Recess Technique. *IEEE Sensors Journal*, 21(15), 16475-16483. Article 9436778. <https://doi.org/10.1109/JSEN.2021.3082205>

**Important note**

To cite this publication, please use the final published version (if applicable). Please check the document version above.

**Copyright**

Other than for strictly personal use, it is not permitted to download, forward or distribute the text or part of it, without the consent of the author(s) and/or copyright holder(s), unless the work is under an open content license such as Creative Commons.

**Takedown policy**

Please contact us and provide details if you believe this document breaches copyrights. We will remove access to the work immediately and investigate your claim.

***Green Open Access added to TU Delft Institutional Repository***

***'You share, we take care!' - Taverne project***

**<https://www.openaccess.nl/en/you-share-we-take-care>**


Otherwise as indicated in the copyright section: the publisher is the copyright holder of this work and the author uses the Dutch legislation to make this work public.

# Enhanced Sensitivity Pt/AlGaIn/GaN Heterostructure NO<sub>2</sub> Sensor Using a Two-Step Gate Recess Technique

Jianwen Sun<sup>1</sup>, Teng Zhan, Robert Sokolovskij<sup>2</sup>, Zewen Liu, Pasqualina M. Sarro<sup>3</sup>, *Fellow, IEEE*, and Guoqi Zhang<sup>3</sup>, *Fellow, IEEE*

**Abstract**—Based on our proposed precision two-step gate recess technique, a suspended gate-recessed Pt/AlGaIn/GaN heterostructure gas sensor integrated with a micro-heater is fabricated and characterized. The controllable two-step gate recess etching method, which includes O<sub>2</sub> plasma oxidation of nitride and wet etching, improves gas sensing performance. The sensitivity and current change of the AlGaIn/GaN heterostructure to 1-200 ppm NO<sub>2</sub>/air are increased up to about 20 and 12 times compared to conventional gate device, respectively. The response time is also reduced to only about 25 % of value for conventional device. The sensor has a suspended circular membrane structure and an integrated micro-hotplate for adjusting the optimum working temperature. The sensitivity (response time) increases from 0.75 % (1250 s) to 3.5 % (75 s) toward 40 ppm NO<sub>2</sub>/air when temperature increase from 60°C to 300°C. The repeatability and cross-sensitivity of the sensor are also demonstrated. These results support the practicability of a high accuracy and fast response gas sensor based on the suspended gate recessed AlGaIn/GaN heterostructure with an integrated micro-heater.

**Index Terms**— AlGaIn/GaN, gate recess, gas sensor, NO<sub>2</sub>.



## I. INTRODUCTION

RECENTLY, there have been growing concerns about environment pollution, such as photochemical smog and acid rain, was caused by the growing nitrogen dioxide (NO<sub>2</sub>) emission mainly from combustion of automotive exhaust [1], [2], industrial processes [3]. Especially, the monitoring of

Manuscript received February 11, 2021; revised April 22, 2021; accepted May 17, 2021. Date of publication May 20, 2021; date of current version July 30, 2021. This work was supported by the Beijing Innovation Center for Future Chips, Beijing National Research Center for Information. The associate editor coordinating the review of this article and approving it for publication was Dr. Chang-Soo Kim. (Corresponding authors: Zewen Liu; Guoqi Zhang.)

Jianwen Sun was with the Institute of Microelectronic, Tsinghua University, Beijing 100084, China, and also with the Department of Microelectronics, Delft University of Technology, 2628 CD Delft, The Netherlands. He is now with the School of Integrated Circuits, Tsinghua University, Beijing 100084, China (e-mail: sunjw2021@mail.tsinghua.edu.cn).

Teng Zhan is with the Institute of Semiconductors, Chinese Academy of Sciences, Beijing 100083, China (e-mail: zhan teng10@semi.ac.cn).

Robert Sokolovskij is with the Department of Electrical and Electronic Engineering, Southern University of Science and Technology, Shenzhen 518055, China (e-mail: r.sokolovskij@tudelft.nl).

Zewen Liu is with the Institute of Microelectronic, Tsinghua University, Beijing 100084, China (e-mail: liuzw@tsinghua.edu.cn).

Pasqualina M. Sarro and Guoqi Zhang are with the Department of Microelectronics, Delft University of Technology, 2628 CD Delft, The Netherlands (e-mail: p.m.sarro@tudelft.nl; g.q.zhang@tudelft.nl).

Digital Object Identifier 10.1109/JSEN.2021.3082205

exhaust gas of the automotive vehicles was required for the feedback control of the catalytic reduction system (SCR) in order to reduce NO<sub>2</sub> emission. Accordingly, the NO<sub>2</sub> sensor installed in the automobile exhaust gas after-treatment-system have to work in the harsh environment of high temperature. The harsh environment, low power, continuous NO<sub>2</sub> monitoring sensors with excellent sensing performance was desired.

Among the various sensing technologies, the chemical resistive type is one of the most comprehensively researched and developed for NO<sub>2</sub> detection over the last few decades. Various materials of transducer such as metals, polymers, carbon-based nanomaterials (carbon nanotubes, graphene) and metal oxide semiconductors have been employed as NO<sub>2</sub> sensitive layers [4]–[6]. For further enhancing the gas performance, nanostructures of the sensitive materials (nanoparticles, nanowires, nanosheets, nanobelt etc.) have been investigated due to high surface-to-volume ratio, high electrical or heat conductivities, chemical inactivity [7]. Silicon-based field effect devices such as Schottky diodes and metal oxide semiconductor field-effect transistor (MOS-FET) are extensively studied for NO<sub>2</sub> detection [8], [9]. The narrow energy bandgap of Si limits the maximum operation temperature of MOSFETs to approximately 200 °C [15].

In order to improve sensing characteristics and operation in harsh environment, other semiconductor materials includ-

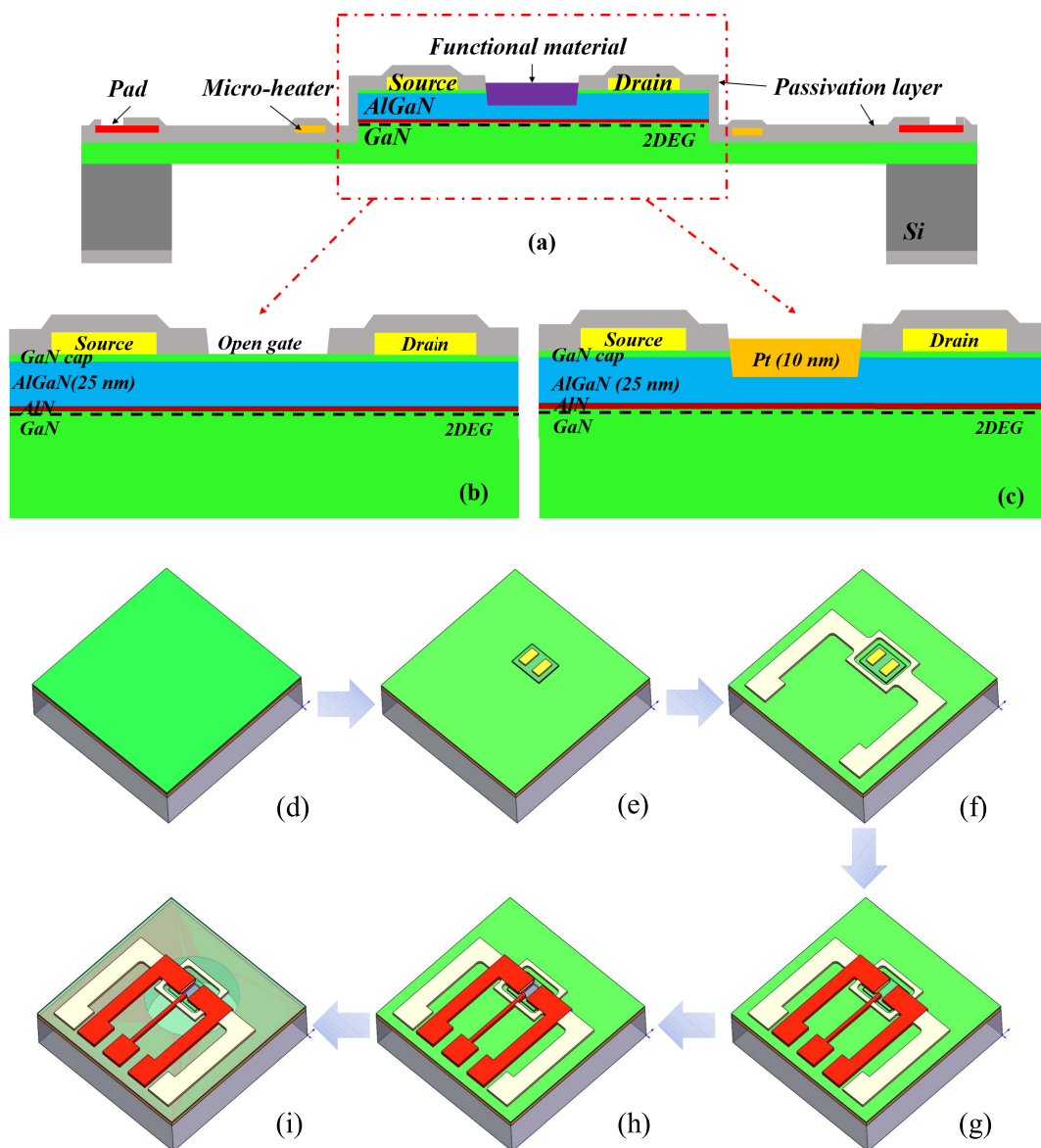


Fig. 1. (a) Cross-section schematic representation of GaN-based HEMT sensor. Cross-section schematic of (b) open gate and (c) 10 nm Pt thin film on recess gate. Main steps of fabrication process: (d) silicon substrate with epitaxial layers; (e) mesa and ohmic contact forming; (f) micro-heater deposition and passivation; (g) interconnect metal deposition and passivation; (h) gate recess and functional materials deposition; (i) backside etching to form suspended membrane.

ing GaAs, InP or SiC were investigated for  $\text{NO}_2$  sensor applications [10]–[14]. Gallium nitride (GaN) based sensors have been drawing attention due to their unique properties, such as high thermal resistance and chemical stability [16]. Compared to AlGaN/GaN Schottky diode sensors [17]–[19], AlGaN/GaN high electron mobility transistor (HEMTs) sensors provide several advantages: higher current changes [20], lower theoretical detection limits [21] and the modulated sensitivity by changing the gate bias [23]. AlGaN/GaN heterostructures exhibit great potential for the development of a high performance sensing platform, due to the high carrier density two-dimensional electron gas (2DEG) at the interface, which is sensitive to the changes in surface potential [24]. By functionalizing the gate area of a HEMT sensor for  $\text{H}_2$  [25],  $\text{NO}_2$  [26],  $\text{NH}_3$  [27], acetone [28], glucose [31], DNA [32], protein [33] and ions [34]–[36] have been reported.

A locally thinned (20–30 nm) AlGaN barrier recess has also been applied for enhancement mode HEMTs [37], Au-free ohmic contact [38], CMOS compatible ohmic resistance reduction [39] and to improve the sensitivity of HEMT-based sensors [21], [40]–[42]. The AlGaN/GaN recess would be commonly done by reactive ion etching (RIE) using  $\text{Cl}_2/\text{BCl}_3$  plasma with low power or thermal oxidation at  $650^\circ\text{C}$  coupled with KOH oxide etching at  $70^\circ\text{C}$  [43]. However, the use of dry RIE etching often exhibits difficulties of depth control, non-uniformities, etching residues and lattice damage due to ion bombardment. Furthermore, cyclic oxidation using oxygen plasma, followed by wet etching to fabricate gate recess of GaN device was reported [44]. However, the etching rate ( $\sim 0.38$  nm/cycle) was too slow for practical application [44]. Our early work investigated the oxygen plasma oxidation and HCl wet etch-




Fig. 2. (a) Optical image of recess gate Pt/AlGaN/GaN device; (b) optical image of complete sensor; (c) Sensors with CQFN package on 20 Euro cent coin.

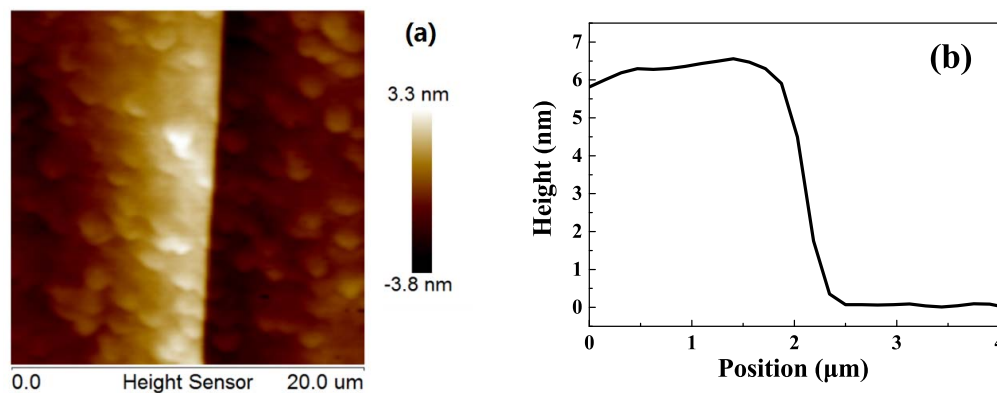


Fig. 3. (a) AFM image of GaN step on testing wafer (b) Step profile of two-step gate recess technique.

ing for AlGaN/GaN, and obtained a controllable etching rate 0.6-11 nm/cycle [45].

A gate recess of AlGaN/GaN heterostructure sensor using ICP-RIE dry etching with low-ppb level sensitivity was demonstrated by Peter Offermans *et al.* [21], [22], [42], [46]. However, the current change is nA level and response time is about 30 mins for 100 ppb NO<sub>2</sub>/N<sub>2</sub>, which is not easy for practical application but offer nevertheless indisputably high potential [21], [42]. The authors later developed a gate recess AlGaN/GaN heterostructure sensor integrated a micro-heater. The response time and recovery time were optimized to 1 min and 5 mins for 10-100 ppb of NO<sub>2</sub> [22]. The sensitivity of a urea biosensor based on gate-recess AlGaN/GaN adapted by photoelectrochemical etching method was improved about 40 % [47]. Nevertheless, three-terminal HEMT-based gas sensors for NO<sub>2</sub> response with recessed barrier and the catalytic metal gate have not been studied.

In this research, we have the successful implemented a suspended gate recessed Pt/AlGaN/GaN heterostructure gas device integrated with a micro-heater. The gate recess is etched by a dedicated developed precise two-step etching method, including O<sub>2</sub> plasma oxidation and wet etching. We find that the sensitivity and current change to NO<sub>2</sub> gas of these devices are boosted with the additional benefit of faster response time. The temperature of the membrane is modulated by the micro-heater unit based on Joule heating. The sensing perfor-

mance of the sensor at different temperatures are studied. The repeatability and selectivity of sensor are also demonstrated.

## II. EXPERIMENTAL SECTION

Figure 1 illuminates a schematic representation of the cross-section of GaN based membrane sensor with integrated micro-heater. Figure 1(b) and (c) show the enlarged active area of open gate and recess gate structure. The AlGaN/GaN heterostructure was grown on a (111) silicon wafer, 100 mm in diameter and 1 mm thick using Metal-organic Chemical Vapor Deposition (MOCVD). The epitaxial structure consisted of an undoped GaN buffer layer (2 μm), followed by a AlN interlayer (1 nm), an undoped Al<sub>0.26</sub>Ga<sub>0.74</sub>N barrier layer (25 nm), and a 3 nm GaN cap layer. The electron mobility of the 2DEG was 1500 cm<sup>2</sup>/V-s, with a sheet electron density of 1 × 10<sup>13</sup> cm<sup>-2</sup>.

The fabrication process started with a mesa etching to define the active area. Then, Ti/Al/Ti/Au (20/110/40/50 nm) metal contacts were evaporated, followed by a rapid thermal anneal at 870 °C for 45 s under N<sub>2</sub> ambient. Next, an evaporated Ti/Pt (30/200 nm) layer was patterned by lift-off to form the micro-heater, followed by a 200-nm PECVD SiO<sub>2</sub> layer for isolation from the interconnect layer. The evaporated Ti/Au (20/300 nm) layer stack is then used to form metal interconnect. The topside of the wafer was passivated with a 300 nm PECVD SiO<sub>2</sub> layer and the backside was polished to 400 μm. The



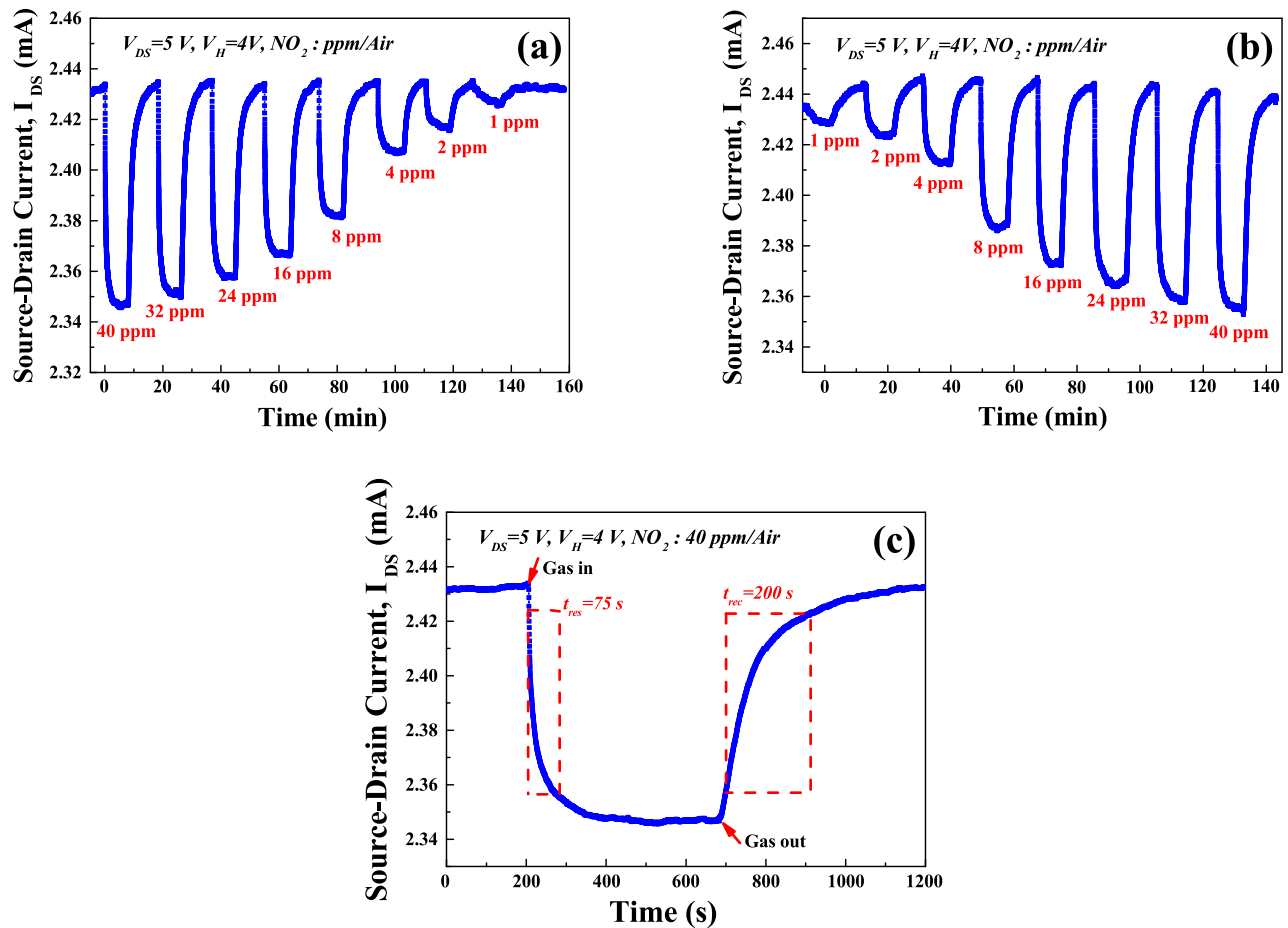


Fig. 4. (a) Transient response characteristics upon injection and purge of  $\text{NO}_2$  in dry air ambient. During all measurements  $V_{DS} = 5$  V,  $V_H = 4$  V (a) with  $\text{NO}_2$  gas concentration decreasing (b) with  $\text{NO}_2$  gas concentration increasing (c) Enlarge part of the response curve of 40 ppm.

topside  $\text{SiO}_2$  layer was etched in the BOE solution to open the contact pads and gate windows. To fabricate the gate-recessed structure, nitride oxidation was done in an ICP-RIE etcher using  $\text{O}_2$  plasma for 3 min, followed by 1 min oxide etching in a 1:4 HCl:H $_2$ O solution at room temperature. Then a 10 nm-thick Pt layer was evaporated and patterned on the  $80 \mu\text{m} \times 40 \mu\text{m}$  gate area. The silicon substrate was etched from the backside by deep reactive ion etching (DRIE) using 5  $\mu\text{m}$ -thick  $\text{SiO}_2$  layer as hard mask to form a circular membrane (650  $\mu\text{m}$  in diameter). The main steps of fabrication process are shown in Figure 1 (d)-(i).

Figure 2 (a) shows the topside optical image of gate re-recess Pt/AlGaIn/GaN device. Figure 2 (b) shows the optical image of the complete sensor with the size of 2 mm\*2 mm. Then, the chip was attached to ceramic quad flat no lead (CQFN) package, and Au-wire bonding was utilized to interconnect the bond pads of the Pt/AlGaIn/GaN device to the electrical contact points of CQFN, as shown in Figure 2(c). The packaged sensor was placed in a chamber and electrically connected to a Keithley 2400 source meter. Before testing, the sensors were preheated at different temperature for about 30 mins to get the stable output. The target gases were injected into the chamber through a rubber plug by a syringe. After the current reaching a new saturated value, the gas in test chamber was drawn

out by micro air pump. The sensitivity is given by following equation

$$S(\%) = \frac{\Delta I_{DS}}{I_{DS,air}} = \frac{|I_{DS,Gas} - I_{DS,air}|}{I_{DS,air}} \quad (1)$$

where  $I_{DS,Gas}$  and  $I_{DS,air}$  are the drain current of sensor in target gases and air ambient, respectively. The response time ( $t_{res}$ ) and recovery time ( $t_{rec}$ ) are defined as the time for the drain current to change from 10 % to 90 % of its saturated value to gases or vapor. The AFM image of the surface morphology and the step profile of the gate recess on a test wafer are shown in Figure 3 (a) and (b). The depth ( $\Delta d$ ) of the gate-recessed region after etching was about 6 nm. More details about the two-step gate recess technique [45] and the AlGaIn/GaN sensors can be found in our earlier publications [20], [28], [48]–[52].

### III. RESULTS AND DISCUSSION

The surface membrane temperature is modulated by Joule heating of the micro-heater when the current passes the Ti/Pt layer. To calculate the membrane temperature, a calibration is required at various heating voltages. According to the measurement results in our previous publications [28], [50], the surface temperature of device under the work mode ( $V_{DS} = 5$  V) is 60 °C, 82 °C, 135 °C and 300 °C when

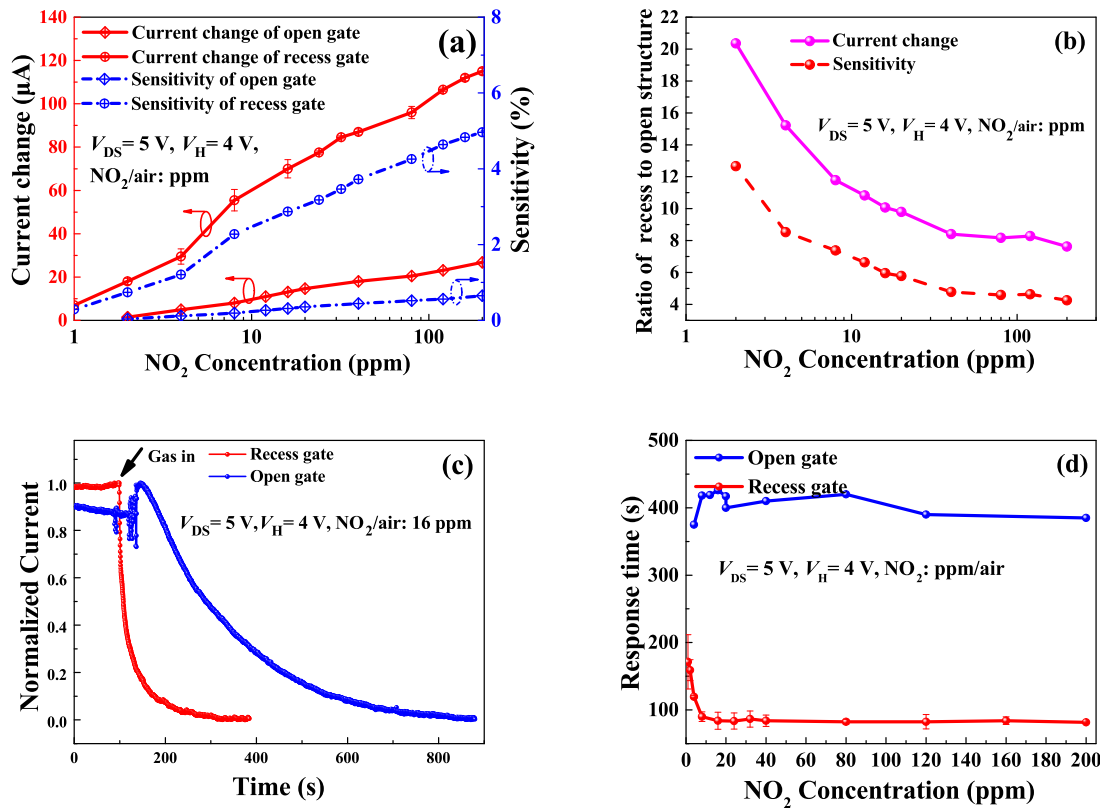


Fig. 5. (a) Current change/sensitivity and (b) corresponding ratio of the sensor with recess gate and open gate structure to-ward 1-200 ppm NO<sub>2</sub>/air gas. (c) Normalized drain current response of the sensor with open gate and recess gate to-ward 16 ppm NO<sub>2</sub>/air gas. (d) Response time of the sensor with open gate and recess gate. During the measurement the  $V_{DS} = 5$  V and  $V_H = 4$  V.

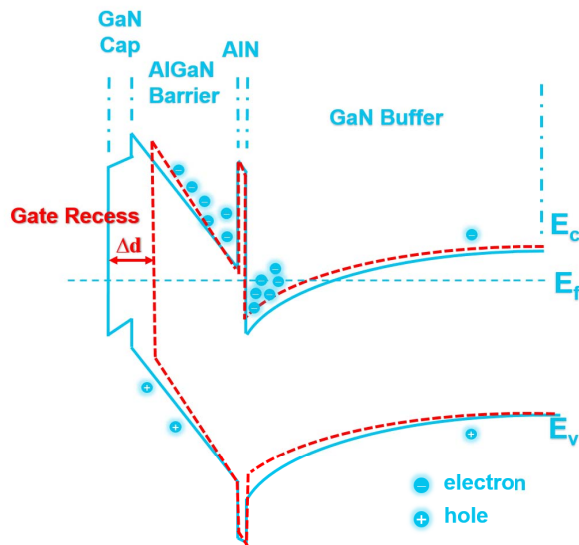


Fig. 6. Band energy diagram of AlGaN/GaN heterostructure before and after gate recess.  $\Delta d$ : recess depth.

voltages of 1 V, 2 V, 3 V and 4 V, respectively, are applied to the micro-heater.

Figure 4 shows the transient response characteristic of the gate recessed Pt/AlGaN/GaN heterostructure sensor to 1-40 ppm NO<sub>2</sub>/air at the temperature of 300 °C ( $V_H = 4$  V). In case of a HEMT used as a gas sensor, one takes advantage

of the fact that interface states exist at the interface between the gate materials (Pt or metal oxide et.al.) and semiconductor (GaN or AlGaN layer), which has a direct effect on the space charge region beneath the gate. It is known that NO<sub>2</sub> gets dissociated into NO and oxygen ion (O<sup>-</sup>) when it exposed to Pt surface resulting in high coverage of oxygen on the Pt surface [29], [30]. The negatively charged oxygen ions interact capacitively with AlGaN and diffuse via pores or grain boundaries on the Pt surface and get adsorbed at the Pt/AlGaN interface. The presence of these ions generates negative surface potential which compensates the existing positive charges on the AlGaN surface. This results in the depletion of 2DEG causing the current reduction. Similarly, NO molecule having one unpaired electron gets adsorbed as a free radical resulting in negative surface potential, thereby contributing to further reduction in the current. Also, surface donor states are considered to be the source of electrons in the formation of 2DEG [53]. NO<sub>2</sub> molecule capture electrons from the non-ionized donor states, reducing the positive surface charge and thereby decreasing the 2DEG density. Also, the 2DEG mobility may be affected by surface trapping of electrons by NO<sub>2</sub> [54]. The sensor shows stable operation both for increasing [Figure 4(a)] and decreasing [Figure 4(b)] gas concentration. Figure 4(c) shows the enlarged part of the response curve in Figure 4(a) measured at 40 ppm/air of NO<sub>2</sub> to reveal the response and recovery processes of the gas in and out. The response time was found to be 75 seconds, with recovery time about 200 seconds.

TABLE I  
COMPARISON OF THE FABRICATED SENSOR AND PRIOR WORKS ON ALGaN/GaN NO<sub>2</sub> SENSORS

Sensor structure	Pt thickness	NO <sub>2</sub> range	Sensitivity (%)	Integrated micro-heater	Recess gate	Response time	Recovery time	Reference
Pt/AlGaN/GaN	10 nm	1-200 ppm	3.5@40 ppm	Yes	Yes	75 s	200 s	This work
Pt/AlGaN/GaN	15 nm	10-800 ppm	1@100 ppm	No	No	~180 s	~200 s	[26]
Pt/AlGaN/GaN	20 nm	0.5-10 ppm	5.5@10 ppm	No	No	120 s	300 s	[57]
Pt/AlGaN/GaN	15-20 nm	100 ppm	12.6@100 ppm	No	No	61 s	~40 s	[58]
AlGaN/GaN	No	60-500 ppb	40000@500 ppb	No	No	~1.5 h	~4 h	[46]
Recess gate/AlGaN/GaN	No	7-100 ppb	30000@100 ppb	No	Yes	~30 min	~5 h	[21]
Recess gate/AlGaN/GaN	No	10-100 ppb	1500@100 ppb	Yes	Yes	~1 min	~5 min	[22]

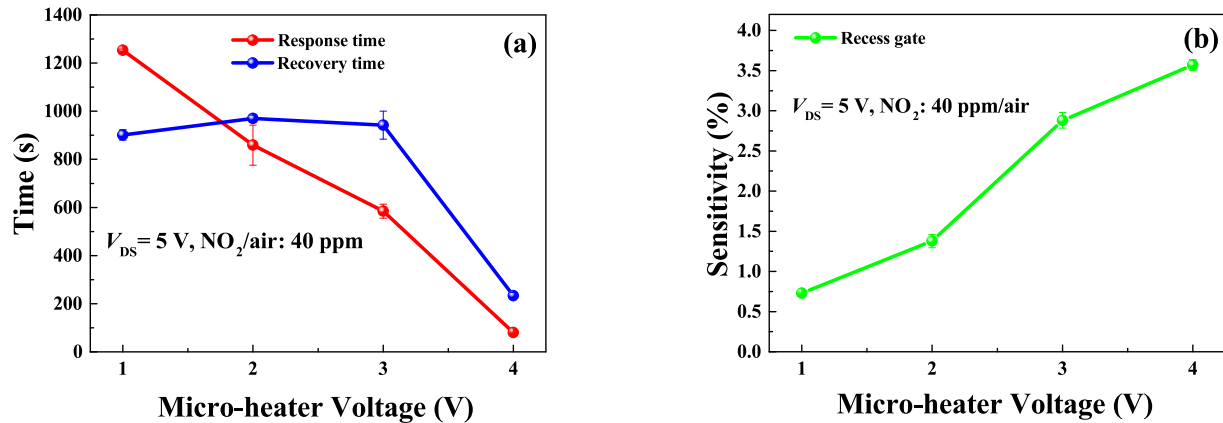


Fig. 7. (a) Response/recovery time and (b) Sensitivity with gate-recess as a function of micro-heater voltage toward 40 ppm NO<sub>2</sub>/air gas.

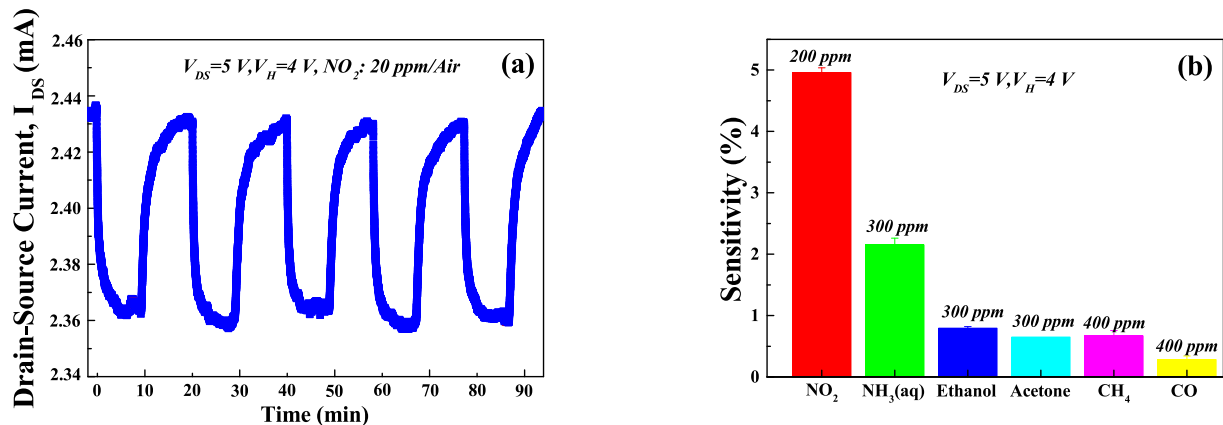


Fig. 8. (a) Repeatability of sensor to 20 ppm NO<sub>2</sub>/air at 300 °C and (b) Gas response to NH<sub>3</sub>(aq), ethanol, acetone, methane and CO in air at 300 °C.

The use of a gate recess is well known for improving the device characteristics of AlGaN/GaN HEMT. [21] As shown in Figure 5(a) and (b), the current change values ( $\Delta I_{DS}$ ) and sensitivity  $S$  (%) of recessed gate AlGaN/GaN heterostructure to 1-200 ppm NO<sub>2</sub>/air gas, are about 7.5 to 20 times and 4.5 to 12 times compared to open gate device, respectively. In a thinner AlGaN layer, the reduced surface barrier potential causes fewer surface states to be ionized [53], [55]. The boost in sensing response may be explained by the increase in the number of non-ionized surface states that become available to interact with NO<sub>2</sub>. Figure 6 shows the

band energy diagram of AlGaN/GaN heterostructure before and after gate recess. The removal cap layer and thinner AlGaN layer on gate area result in lower barrier height [56]. Also, the gate recessed structure with shorter distance between the sensing surface and 2DEG layer make it much easier to modulate by NO<sub>2</sub> molecule. Consequently, the sensitivity and current change of gate recessed AlGaN/GaN can be effectively improved. This could also explain the observed decrease in response time as shown in Figure 5(c) and (d). The response time to 40 ppm NO<sub>2</sub>/air decreased from 400 s to 75 s.



As we known, the working temperature have a considerable influence on the sensitivity and response rate of the gas sensor. The response time, recovery time and sensitivity to 40 ppm/air NO<sub>2</sub> as a function of the micro-heater voltage are shown in Figure 7(a) and (b). The response time decreases with increasing micro-heater voltage, which is attributed to faster gas molecule adsorption rate at the surface at higher temperature [26], [28]. The recovery time almost keep stable when the micro-heater voltage increases from 1 V to 3 V. However, it is greatly reduced down to 200 s when the temperature is up to 300 °C ( $V_H = 4$  V). The sensitivity (response time) increases from 0.75 % (1250 s) to 3.5% (75 s) to 40 ppm NO<sub>2</sub>/air when temperature increases from 60 °C to 300 °C.

The repeatability and selectivity of the sensor measured at  $V_H = 4$  V are shown in Figure 8. The drain current response when the NO<sub>2</sub> gas concentration is swept repeatedly from 0 to 20 ppm is demonstrated in Figure 8(a). Figure 8(b) presents the cross-sensitivity performance of the AlGaIn/GaN sensor to other gases such as NH<sub>3</sub>(aq), ethanol, acetone, CH<sub>4</sub> and CO in air at  $V_H = 4$  V.

The comparison of the fabricated sensor and prior works on AlGaIn/GaN NO<sub>2</sub> sensors was shown in Table I. The sensors with the gate recess have higher sensitivity and lower detection range. That is because of the trade-off between sensitivity and current change ( $\Delta I$ ). In general, the Pt/AlGaIn/GaN sensors have a higher detection range and fast response despite the lower sensitivity. Therefore, the comparison of the sensitivity has reference value at the same layout and operation conditions. Compared to the Pt/AlGaIn/GaN, The device in this work is integrated with a micro-heater for in-situ heating for fast response and recovery, and provide higher sensitivity by gate recess method. Overall, the performance results of our device are a first main step towards implementation of AlGaIn/GaN heterostructure sensor for NO<sub>2</sub> detection in harsh environment by adopted the combination of the gate recess and catalytic metal or functional materials.

#### IV. CONCLUSION

In summary, suspended gate recess Pt/AlGaIn/GaN heterostructure NO<sub>2</sub> gas sensor integrated with a micro-heater was fabricated and characterized. Proposed precision two-step gate recess technique dramatically enhances the performance of AlGaIn/GaN devices. The sensitivity and current change of AlGaIn/GaN heterostructure to 1-200 ppm NO<sub>2</sub>/air are increased up 20 times and 12 times compared to conventional gate device respectively with faster response time. The suspended membrane structure and integrated micro-hotplate also improve response time and sensitivity by adjusting the optimum working temperature with low power consumption. The sensitivity (response time) increases from 0.75% (1250 s) to 3.5% (75 s) toward 40 ppm NO<sub>2</sub>/air when temperature increases from 60 °C to 300°C. The repeatability and selectivity of sensor are also demonstrated. The characteristics of the here presented suspended gate recess AlGaIn/GaN devices integrated with a micro-heater, form an encouraging first step towards the development of a high accuracy and fast response gas sensor in harsh environment.

#### ACKNOWLEDGMENT

The authors would like to thank Prof. J. Wang and the Staff of the Institute of Semiconductor, Chinese Academy of Sciences for their assistance in device fabrication and X. Guo from the Institute of Microelectronics, Chinese Academy of Science, for the packaging.

#### REFERENCES

- [1] R. Moos, B. Reetmeyer, and A. Hürland, "Sensor for directly determining the exhaust gas recirculation rate-EGR sensor," *Sens. Actuators B, Chem.*, vol. 119, no. 1, pp. 57–63, 2006.
- [2] D. Loomis, W. Huang, and G. Chen, "The International Agency for Research on Cancer (IARC) evaluation of the carcinogenicity of outdoor air pollution: Focus on China," *Chin. J. Cancer*, vol. 33, no. 4, p. 189, 2014.
- [3] X. Meng *et al.*, "A land use regression model for estimating the NO<sub>2</sub> concentration in Shanghai, China," *Environ. Res.*, vol. 137, pp. 308–315, Feb. 2015.
- [4] M. K. Ram, O. Yavuz, and M. Aldissi, "NO<sub>2</sub> gas sensing based on ordered ultrathin films of conducting polymer and its nanocomposite," *Synth. Met.*, vol. 151, no. 1, pp. 77–84, May 2005.
- [5] S. W. Lee, W. Lee, Y. Hong, G. Lee, and D. S. Yoon, "Recent advances in carbon material-based NO<sub>2</sub> gas sensors," *Sens. Actuators B, Chem.*, vol. 255, pp. 1788–1804, Feb. 2018.
- [6] C. Zhang, Y. Luo, J. Xu, and M. Debligny, "Room temperature conductive type metal oxide semiconductor gas sensors for NO<sub>2</sub> detection," *Sens. Actuators A, Phys.*, vol. 289, pp. 118–133, Apr. 2019.
- [7] S. Kumar, V. Pavelyev, P. Mishra, N. Tripathi, P. Sharma, and F. Calle, "A review on 2D transition metal di-chalcogenides and metal oxide nanostructures based NO<sub>2</sub> gas sensors," *Mater. Sci. Semicond. Process.*, vol. 107, Mar. 2020, Art. no. 104865.
- [8] Y. Jeong *et al.*, "NO<sub>2</sub> sensing characteristics of Si MOSFET gas sensor based on thickness of WO<sub>3</sub> sensing layer," *J. Sensor Sci. Technol.*, vol. 29, no. 1, pp. 14–18, Jan. 2020.
- [9] C. H. Kim *et al.*, "A new gas sensor based on MOSFET having a horizontal floating-gate," *IEEE Electron Device Lett.*, vol. 35, no. 2, pp. 265–267, Dec. 2013.
- [10] S.-H. Hsiao, B.-J. Lin, and H.-I. Chen, "Nitrogen oxides sensing performance of thiols and dithiols self-assembled monolayer functionalized Au/GaAs-based Schottky diodes," *IEEE Sensors J.*, vol. 20, no. 6, pp. 2844–2851, Mar. 2020.
- [11] J. Wöllenstein, F. Ihlenfeld, M. Jaegle, G. Kühner, H. Böttner, and W. J. Becker, "Gas-sensitive p-GaAs field effect device with catalytic gate," *Sens. Actuators B, Chem.*, vol. 68, nos. 1–3, pp. 22–26, Aug. 2000.
- [12] M. W. K. Nomani *et al.*, "Highly sensitive and selective detection of NO<sub>2</sub> using epitaxial graphene on 6H-SiC," *Sens. Actuators B, Chem.*, vol. 150, no. 1, pp. 301–307, Sep. 2010.
- [13] C. Varenne *et al.*, "Comparison of InP Schottky diodes based on Au or Pd sensing electrodes for NO<sub>2</sub> and O<sub>3</sub> sensing," *Solid-State Electron.*, vol. 72, pp. 29–37, Jun. 2012.
- [14] M. T. Soo, K. Y. Cheong, and A. F. M. Noor, "Advances of SiC-based MOS capacitor hydrogen sensors for harsh environment applications," *Sens. Actuators B, Chem.*, vol. 151, no. 1, pp. 39–55, Nov. 2010.
- [15] D. J. Frank, R. H. Dennard, E. Nowak, P. M. Solomon, Y. Taur, and H.-S. P. Wong, "Device scaling limits of Si MOSFETs and their application dependencies," *Proc. IEEE*, vol. 89, no. 3, pp. 259–288, Mar. 2001.
- [16] Y. Halfaya *et al.*, "Investigation of the performance of HEMT-based NO, NO<sub>2</sub> and NH<sub>3</sub> exhaust gas sensors for automotive antipollution systems," *Sensors*, vol. 16, no. 3, p. 273, Feb. 2016, doi: [10.3390/s16030273](https://doi.org/10.3390/s16030273).
- [17] S. Das, S. Majumdar, R. Kumar, S. Ghosh, and D. Biswas, "Thermodynamic analysis of acetone sensing in Pd/AlGaIn/GaN heterostructure Schottky diodes at low temperatures," *Scripta Mater.*, vol. 113, pp. 39–42, Mar. 2016, doi: [10.1016/j.scriptamat.2015.10.015](https://doi.org/10.1016/j.scriptamat.2015.10.015).
- [18] P.-C. Chou *et al.*, "Study of an electroless plating (EP)-based Pt/AlGaIn/GaN Schottky diode-type ammonia sensor," *Sens. Actuators B, Chem.*, vol. 203, pp. 258–262, Nov. 2014, doi: [10.1016/j.snb.2014.06.113](https://doi.org/10.1016/j.snb.2014.06.113).

- [19] N. Minh Triet *et al.*, "High-performance Schottky diode gas sensor based on the heterojunction of three-dimensional nanohybrids of reduced graphene oxide-vertical ZnO nanorods on an AlGaIn/GaN layer," *ACS Appl. Mater. Interface*, vol. 9, no. 36, pp. 30722–30732, 2017.
- [20] R. Sokolovskij *et al.*, "Pt-AlGaIn/GaN HEMT-sensor for hydrogen sulfide (H<sub>2</sub>S) detection," *Proceedings*, vol. 1, no. 4, p. 463, Aug. 2017, doi: [10.3390/proceedings1040463](https://doi.org/10.3390/proceedings1040463).
- [21] R. Vitushinsky, M. Crego-Calama, S. H. Brongersma, and P. Offermans, "Enhanced detection of NO<sub>2</sub> with recessed AlGaIn/GaN open gate structures," *Appl. Phys. Lett.*, vol. 102, no. 17, Apr. 2013, Art. no. 172101, doi: [10.1063/1.4803001](https://doi.org/10.1063/1.4803001).
- [22] P. Offermans *et al.*, "Suspended AlGaIn/GaN membrane devices with recessed open gate areas for ultra-low-power air quality monitoring," in *IEDM Tech. Dig.*, Dec. 2015, p. 33.
- [23] R. Sokolovskij *et al.*, "Hydrogen sulfide detection properties of Pt-gated AlGaIn/GaN HEMT-sensor," *Sens. Actuators B, Chem.*, vol. 274, pp. 636–644, Nov. 2018, doi: [10.1016/j.snb.2018.08.015](https://doi.org/10.1016/j.snb.2018.08.015).
- [24] B. S. Kang, S. Kim, F. Ren, B. P. Gila, C. R. Abernathy, and S. J. Pearton, "AlGaIn/GaN-based diodes and gateless HEMTs for gas and chemical sensing," *IEEE Sensors J.*, vol. 5, no. 4, pp. 677–680, Aug. 2005, doi: [10.1109/jсен.2005.848136](https://doi.org/10.1109/jсен.2005.848136).
- [25] S. Jung, K. H. Baik, F. Ren, S. J. Pearton, and S. Jang, "Pt-AlGaIn/GaN hydrogen sensor with water-blocking PMMA layer," *IEEE Electron Device Lett.*, vol. 38, no. 5, pp. 657–660, May 2017, doi: [10.1109/LED.2017.2681114](https://doi.org/10.1109/LED.2017.2681114).
- [26] C. Bishop *et al.*, "Experimental study and device design of NO, NO<sub>2</sub>, and NH<sub>3</sub> Gas detection for a wide dynamic and large temperature range using Pt/AlGaIn/GaN HEMT," *IEEE Sensors J.*, vol. 16, no. 18, pp. 6828–6838, Sep. 2016, doi: [10.1109/jсен.2016.2593050](https://doi.org/10.1109/jсен.2016.2593050).
- [27] M. Eckshtain-Levi, E. Capua, Y. Paltiel, and R. Naaman, "Hybrid sensor based on AlGaIn/GaN molecular controlled device," *ACS Sensors*, vol. 1, no. 2, pp. 185–189, Feb. 2016.
- [28] J. Sun *et al.*, "Characterization of an acetone detector based on a suspended WO<sub>3</sub>-gate AlGaIn/GaN HEMT integrated with micro-heater," *IEEE Trans. Electron Devices*, vol. 66, no. 10, pp. 4373–4379, Oct. 2019, doi: [10.1109/TEDE.2019.2936912](https://doi.org/10.1109/TEDE.2019.2936912).
- [29] M. E. Bartram, R. G. Windham, and B. E. Koel, "The molecular adsorption of nitrogen dioxide on Pt (111) studied by temperature programmed desorption and vibrational spectroscopy," *Surf. Sci.*, vol. 184, nos. 1–2, pp. 57–74, 1987.
- [30] D. Dahlgren and J. C. Hemminger, "Decomposition of NO<sub>2</sub>, to NO and O on Pt (111)," *Surf. Sci.*, vol. 123, nos. 2–3, pp. L739–L742, Dec. 1982.
- [31] C.-T. Lee and Y.-S. Chiu, "Photoelectrochemical passivated ZnO-based nanorod structured glucose biosensors using gate-recessed AlGaIn/GaN ion-sensitive field-effect-transistors," *Sens. Actuators B, Chem.*, vol. 210, pp. 756–761, Apr. 2015.
- [32] N. Espinosa, S. U. Schwarz, V. Cimalla, and O. Ambacher, "Detection of different target-DNA concentrations with highly sensitive AlGaIn/GaN high electron mobility transistors," *Sens. Actuators B, Chem.*, vol. 210, pp. 633–639, Apr. 2015.
- [33] T.-Y. Tai *et al.*, "Design and demonstration of tunable amplified sensitivity of AlGaIn/GaN high electron mobility transistor (HEMT)-based biosensors in human serum," *Anal. Chem.*, vol. 91, no. 9, pp. 5953–5960, May 2019.
- [34] J. Cheng *et al.*, "Ultrasensitive detection of Hg<sup>2+</sup> using oligonucleotide-functionalized AlGaIn/GaN high electron mobility transistor," *Appl. Phys. Lett.*, vol. 105, no. 8, Aug. 2014, Art. no. 083121.
- [35] A. Nigam, V. S. Bhati, T. N. Bhat, S. B. Dolmanan, S. Tripathy, and M. Kumar, "Sensitive and selective detection of Pb<sup>2+</sup> ions using 2,5-dimercapto-1,3,4-thiadiazole functionalized AlGaIn/GaN high electron mobility transistor," *IEEE Electron Device Lett.*, vol. 40, no. 12, pp. 1976–1979, Dec. 2019.
- [36] L. Gu *et al.*, "Electrical detection of trace zinc ions with an extended gate-AlGaIn/GaN high electron mobility sensor," *Analyst*, vol. 144, no. 2, pp. 663–668, 2019.
- [37] W. Saito, Y. Takada, M. Kuraguchi, K. Tsuda, and I. Omura, "Recessed-gate structure approach toward normally off high-voltage AlGaIn/GaN HEMT for power electronics applications," *IEEE Trans. Electron Devices*, vol. 53, no. 2, pp. 356–362, Feb. 2006, doi: [10.1109/TEDE.2005.862708](https://doi.org/10.1109/TEDE.2005.862708).
- [38] H.-S. Lee, D. S. Lee, and T. Palacios, "AlGaIn/GaN high-electron-mobility transistors fabricated through a Au-free technology," *IEEE Electron Device Lett.*, vol. 32, no. 5, pp. 623–625, May 2011, doi: [10.1109/LED.2011.2114322](https://doi.org/10.1109/LED.2011.2114322).
- [39] J. Zhang *et al.*, "Mechanism of Ti/Al/Ti/W Au-free ohmic contacts to AlGaIn/GaN heterostructures via pre-ohmic recess etching and low temperature annealing," *Appl. Phys. Lett.*, vol. 107, no. 26, Dec. 2015, Art. no. 262109, doi: [10.1063/1.4939190](https://doi.org/10.1063/1.4939190).
- [40] M. S. Z. Abidin, A. M. Hashim, M. E. Sharifabad, S. F. Rahman, and T. Sadoh, "Open-gated pH sensor fabricated on an undoped-AlGaIn/GaN HEMT structure," *Sensors*, vol. 11, no. 3, pp. 3067–3077, Mar. 2011, doi: [10.3390/s110303067](https://doi.org/10.3390/s110303067).
- [41] P. Offermans and R. Vitushinsky, "NO<sub>2</sub> detection with AlGaIn/GaN 2DEG channels for air quality monitoring," *IEEE Sensors J.*, vol. 13, no. 8, pp. 2823–2827, Mar. 2013, doi: [10.1109/jсен.2013.2253767](https://doi.org/10.1109/jсен.2013.2253767).
- [42] P. Offermans, R. Vitushinsky, M. Crego-Calama, and S. H. Brongersma, "Ultra-sensitive NO<sub>2</sub> detection with AlGaIn/GaN 2DEG channels for air quality monitoring," in *Proc. IEEE Sensors*, Oct. 2012, pp. 905–907, doi: [10.1109/ICSENS.2012.6411370](https://doi.org/10.1109/ICSENS.2012.6411370).
- [43] Z. Xu *et al.*, "Demonstration of normally-off recess-gated AlGaIn/GaN MOSFET using GaN cap layer as recess mask," *IEEE Electron Device Lett.*, vol. 35, no. 12, pp. 1197–1199, Dec. 2014, doi: [10.1109/LED.2014.2359986](https://doi.org/10.1109/LED.2014.2359986).
- [44] Y. Wang *et al.*, "High-performance normally-off Al<sub>2</sub>O<sub>3</sub> GaN MOSFET using a wet etching-based gate recess technique," *IEEE Electron Device Lett.*, vol. 34, no. 11, pp. 1370–1372, Nov. 2013, doi: [10.1109/LED.2013.2279844](https://doi.org/10.1109/LED.2013.2279844).
- [45] R. Sokolovskij *et al.*, "Precision recess of AlGaIn/GaN with controllable etching rate using ICP-RIE oxidation and wet etching," *Procedia Eng.*, vol. 168, pp. 1094–1097, Jan. 2016, doi: [10.1016/j.proeng.2016.11.350](https://doi.org/10.1016/j.proeng.2016.11.350).
- [46] P. Offermans, R. Vitushinsky, M. Crego-Calama, and S. H. Brongersma, "Gas sensing with AlGaIn/GaN 2DEG channels," *Procedia Eng.*, vol. 25, pp. 1417–1420, Jan. 2011, doi: [10.1016/j.proeng.2011.12.350](https://doi.org/10.1016/j.proeng.2011.12.350).
- [47] C.-T. Lee and Y.-S. Chiu, "Gate-recessed AlGaIn/GaN ISFET urea biosensor fabricated by photoelectrochemical method," *IEEE Sensors J.*, vol. 16, no. 6, pp. 1518–1523, Mar. 2016, doi: [10.1109/JSEN.2015.2506986](https://doi.org/10.1109/JSEN.2015.2506986).
- [48] J. Sun *et al.*, "Suspended tungsten trioxide (WO<sub>3</sub>) gate AlGaIn/GaN heterostructure deep ultraviolet detectors with integrated micro-heater," *Opt. Exp.*, vol. 27, no. 25, pp. 36405–36413, Dec. 2019, doi: [10.1364/OE.27.036405](https://doi.org/10.1364/OE.27.036405).
- [49] J. Sun *et al.*, "Suppression of persistent photoconductivity AlGaIn/GaN heterostructure photodetectors using pulsed heating," *Appl. Phys. Exp.*, vol. 12, no. 12, Dec. 2019, Art. no. 122007.
- [50] J. Sun, R. Sokolovskij, E. Iervolino, Z. Liu, P. M. Sarro, and G. Zhang, "Suspended AlGaIn/GaN HEMT NO<sub>2</sub> gas sensor integrated with micro-heater," *J. Microelectromech. Syst.*, vol. 28, no. 6, pp. 997–1004, Dec. 2019, doi: [10.1109/JMEMS.2019.2943403](https://doi.org/10.1109/JMEMS.2019.2943403).
- [51] J. Sun *et al.*, "Low power AlGaIn/GaN MEMS pressure sensor for high vacuum application," *Sens. Actuators A, Phys.*, vol. 314, Oct. 2020, Art. no. 112217.
- [52] J. Sun *et al.*, "A high responsivity and controllable recovery ultraviolet detector based on a WO<sub>3</sub> gate AlGaIn/GaN heterostructure with an integrated micro-heater," *J. Mater. Chem. C*, vol. 8, no. 16, pp. 5409–5416, 2020.
- [53] M. Higashiwaki, S. Chowdhury, M.-S. Miao, B. L. Swenson, C. G. Van de Walle, and U. K. Mishra, "Distribution of donor states on etched surface of AlGaIn/GaN heterostructures," *J. Appl. Phys.*, vol. 108, no. 6, Sep. 2010, Art. no. 063719, doi: [10.1063/1.3481412](https://doi.org/10.1063/1.3481412).
- [54] Y. Cai, Y. Zhou, K. M. Lau, and K. J. Chen, "Control of threshold voltage of AlGaIn/GaN HEMTs by fluoride-based plasma treatment: From depletion mode to enhancement mode," *IEEE Trans. Electron Devices*, vol. 53, no. 9, pp. 2207–2215, Sep. 2006, doi: [10.1109/TEDE.2006.881054](https://doi.org/10.1109/TEDE.2006.881054).
- [55] N. Goyal, B. Iñiguez, and T. A. Fjeldly, "Analytical modeling of bare surface barrier height and charge density in AlGaIn/GaN heterostructures," *Appl. Phys. Lett.*, vol. 101, no. 10, Sep. 2012, Art. no. 103505, doi: [10.1063/1.4751859](https://doi.org/10.1063/1.4751859).
- [56] S. Heikman, S. Keller, Y. Wu, J. S. Speck, S. P. DenBaars, and U. K. Mishra, "Polarization effects in AlGaIn/GaN and GaN/AlGaIn/GaN heterostructures," *J. Appl. Phys.*, vol. 93, no. 12, pp. 10114–10118, Jun. 2003.
- [57] A. Ranjan, M. Agrawal, and K. Radhakrishnan, "AlGaIn/GaN HEMT-based high-sensitive NO<sub>2</sub>, gas sensors," *Jpn. J. Appl. Phys.*, vol. 58, no. SC, May 2019, Art. no. SCCD23.
- [58] T. Ayari, C. Bishop, and M. B. Jordan, "Gas sensors boosted by two-dimensional h-BN enabled transfer on thin substrate foils: Towards wearable and portable applications," *Sci. Rep.*, vol. 7, no. 1, pp. 1–8, 2017.



**Jianwen Sun** was born in Anhui, China. He received the M.S. degree in microelectronics from Tsinghua University in 2015 and the Ph.D. degree in electrical engineering from the Delft University of Technology, Delft, The Netherlands, in 2020. His current research interests include design, fabrication and characterization of wide bandgap gallium nitride (GaN)-based sensors, and RF devices.

**Teng Zhan**, photograph and biography not available at the time of publication.



**Robert Sokolovskij** received the B.S. degree in electronics engineering from Vilnius University, Vilnius, Lithuania, in 2010, and the M.S. degree and the Ph.D. degree in electrical engineering from the Delft University of Technology, Delft, The Netherlands, in 2013 and 2019. From 2014 to 2018, he was with the State Key Laboratory of Solid-State Lighting, Changzhou, China. Since 2018, he has been a part-time Research Assistant with the Southern University of Science and Technology, Shenzhen, China. His current

research interests include design, fabrication and characterization of wide bandgap gallium nitride (GaN)-based power electronic devices, and chemical sensors.



**Zewen Liu** received the B.S. degree in physics from the University of Science and Technology of China, Hefei, China, in 1983, and the Ph.D. degree in instrument physics from the University of Paris-Sud, Paris, France. From 1983 to 1993, he was with the Hefei National Synchrotron Radiation Laboratory. Since 1993, he has been with Tsinghua University, Beijing, China, where he is currently with the Institute of Microelectronics. He is engaged in novel IC devices and microsystem technologies. He is a Senior Member of the Chinese Institute of Electronics and the Chinese Society of

Micro/Nanotechnology.



**Pasqualina M. Sarro** (Fellow, IEEE) received the Laurea (*cum laude*) degree in solid-states physics from the University of Naples, Italy, in 1980, and the Ph.D. degree in electrical engineering from the Delft University of Technology, The Netherlands, in 1987. From 1981 to 1983, she was a Postdoctoral Fellow with the Division of Engineering, Photovoltaic Research Group, Brown University, Providence, RI, USA. Since 1983, she has been with the Delft Institute of Microsystems and Nanoelectronics, Delft University of Technology, where she has been responsible for research on integrated silicon sensors and MEMS technology. She became an A. van Leeuwenhoek Professor in 2001. Since 2004, she has been the Head of the Electronic Components, Materials, and Technology Laboratory. Since 2009, she has been the Chair of the Microelectronics Department, Delft University. She has authored or coauthored over 400 journal articles and conference papers. She became a member of the Royal Netherlands Academy of Arts and Sciences in 2006. She is a member of the Technical Program Committee and the International Steering Committee for several international conferences, including the IEEE MEMS, the IEEE Sensors, Eurosensors, and Transducers. She was elected as an IEEE Fellow for her contribution to micromachined sensors, actuators, and microsystems in 2006. She received the EUROSENSORS Fellow Award for her contribution to the field of sensor technology in 2004. She is also the Technical Program Co-Chair of the First IEEE Sensors 2002 Conference and the Technical Program Chair of the Second and Third IEEE Sensors Conference in 2003 and 2004 and the General Co-Chair of the IEEE MEMS 2009. She will act as the General Co-Chair of IEEE Sensors 2014 and European TPC Chair for Transducers 2015.

research interests include design, fabrication and characterization of wide bandgap gallium nitride (GaN)-based power electronic devices, and chemical sensors.



**Guoqi Zhang** (Fellow, IEEE) received the Ph.D. degree in aerospace engineering from the Delft University of Technology, Delft, The Netherlands, in 1993. He was with Philips for 20 years as a Principal Scientist, from 1994 to 1996, the Technology Domain Manager, from 1996 to 2005, a Senior Director of Technology Strategy, from 2005 to 2009, and a Philips Fellow, from 2009 to 2013. He also had part time appointments as a Professor with the Technical University of Eindhoven, from 2002 to 2005, and the Chair Professor with the Delft University of Technology, from 2005 to 2013, where he has been the Chair Professor with the Department of Microelectronics, since 2013. As one of the renowned players in the fields of semiconductors and SSL technologies, he is also the Deputy Director of the European Center for Micro- and Nanoreliability (EUCEMAN), the Vice Chairman of the Chinese Electronics Packaging Association, and the China Co-Chairman of the Advisory Board of International Solid State Lighting Alliance (ISA). His current research interests include micro/nanoelectronics system integration, microsystems packaging, and assembly technologies and reliability.

research interests include design, fabrication and characterization of wide bandgap gallium nitride (GaN)-based power electronic devices, and chemical sensors.