

Cross-Cultural Adaption and Validation of the Dutch Version of the Kerlan-Jobe Orthopaedic Clinic Questionnaire in Juvenile Baseball Pitchers

Leenen, A. J.R.; Hurry, Amber; van Dis, Femke; van der Graaff, Erik; Veeger, H. E.J.; Hoozemans, M. J.M.

DOI

[10.3390/sports10110163](https://doi.org/10.3390/sports10110163)

Publication date

2022

Document Version

Final published version

Published in

Sports

Citation (APA)

Leenen, A. J. R., Hurry, A., van Dis, F., van der Graaff, E., Veeger, H. E. J., & Hoozemans, M. J. M. (2022). Cross-Cultural Adaption and Validation of the Dutch Version of the Kerlan-Jobe Orthopaedic Clinic Questionnaire in Juvenile Baseball Pitchers. *Sports*, 10(11), Article 163. <https://doi.org/10.3390/sports10110163>

Important note

To cite this publication, please use the final published version (if applicable). Please check the document version above.

Copyright




Other than for strictly personal use, it is not permitted to download, forward or distribute the text or part of it, without the consent of the author(s) and/or copyright holder(s), unless the work is under an open content license such as Creative Commons.

Takedown policy

Please contact us and provide details if you believe this document breaches copyrights. We will remove access to the work immediately and investigate your claim.

Article

Cross-Cultural Adaption and Validation of the Dutch Version of the Kerlan-Jobe Orthopaedic Clinic Questionnaire in Juvenile Baseball Pitchers

A. J. R. Leenen ^{1,*},[†] , Amber Hurry ^{1,†}, Femke van Dis ², Erik van der Graaff ³, H. E. J. Veeger ⁴ 
and M. J. M. Hoozemans ¹ 

- ¹ Department of Human Movement Sciences, Faculty of Behavioural and Movement Sciences, Amsterdam Movement Sciences, Vrije Universiteit Amsterdam, 1081 BT Amsterdam, The Netherlands
² Fysiokliniek Amsterdam, 1067 SM Amsterdam, The Netherlands
³ PitchPerfect, 4814 GA Breda, The Netherlands
⁴ Department of Biomechanical Engineering, Faculty of Mechanical, Maritime and Material Engineering, Delft University of Technology, 2628 CD Delft, The Netherlands
* Correspondence: a.j.r.leenen@vu.nl
† These authors contributed equally to this work.

Abstract: Monitoring the performance and functional status of baseball pitchers' upper extremity is important in maintaining the athlete's health and performance. This study validated a Dutch translation of the original English Kerlan-Jobe Orthopaedic Clinic (KJOC) against the previously validated Disabilities of the Arm, Shoulder and Hand (DASH) and Western Ontario Shoulder Instability Index (WOSI) questionnaires in a group of talented juvenile Dutch baseball pitchers. Three times, from 2014–2016, 107 pitchers completed the Dutch KJOC, DASH and WOSI questionnaires. Participants' questionnaire scores were analysed for the whole group and the symptomatic player subgroup separately. Internal consistency, construct validity and ceiling and floor effects were examined. Cronbach's alpha was consistently above 0.8 for the three time periods for the whole group, and ranged between 0.62 and 0.86 for the symptomatic subgroup. Spearman's rank correlation coefficients ranged from 0.47 to 0.67 for the whole group and 0.32 to 0.99 for the symptomatic subgroup. No floor effects were observed in the scores of the KJOC and only a ceiling effect for the whole group (15.2%) at one time period. The Dutch version of the KJOC has shown acceptable internal consistency and construct validity and can be used to assess overhead athletes' shoulder and elbow functionality.

Keywords: overhead athlete; patient-reported outcome; questionnaire; cross-cultural validation study; upper-extremity; physical function



Citation: Leenen, A.J.R.; Hurry, A.; van Dis, F.; van der Graaff, E.; Veeger, H.E.J.; Hoozemans, M.J.M. Cross-Cultural Adaption and Validation of the Dutch Version of the Kerlan-Jobe Orthopaedic Clinic Questionnaire in Juvenile Baseball Pitchers. *Sports* **2022**, *10*, 163. <https://doi.org/10.3390/sports10110163>

Academic Editors: Scott Talpey, Emma Siesmaa and Dara Twomey

Received: 29 August 2022

Accepted: 19 October 2022

Published: 24 October 2022

Publisher's Note: MDPI stays neutral with regard to jurisdictional claims in published maps and institutional affiliations.



Copyright: © 2022 by the authors. Licensee MDPI, Basel, Switzerland. This article is an open access article distributed under the terms and conditions of the Creative Commons Attribution (CC BY) license (<https://creativecommons.org/licenses/by/4.0/>).

1. Introduction

Overhead sports athletes are put at increased risk for the development of upper extremity overuse injuries due to the repetitive and explosive nature of the practiced motions, such as when throwing a baseball [1,2]. Self-report questionnaires are a useful tool to evaluate the functional status and performance of these overhead athletes. In addition, self-report questionnaires allow for subjective thoughts and beliefs to be quantified and evaluated using a standardized procedure. Previously developed questionnaires are designed to evaluate self-reported upper extremity function or performance for non-athletes or athletes who do not specifically participate in overhead sports [3,4]. However, most of these frequently used questionnaires, such as the Disabilities of the Arm, Shoulder and Hand Questionnaire (DASH), Western Ontario Shoulder Instability Index (WOSI) and American Shoulder and Elbow Surgeons Standardized Shoulder Assessment Form (ASES), are known for their ceiling effect in high-performance overhead sports, limiting the ability to detect subtle sports-related changes in upper extremity function or performance [5–7].

One questionnaire that is suitable to evaluate the self-reported functional status of the upper extremity of baseball pitchers is the Kerlan-Jobe Orthopaedic Clinic shoulder and elbow questionnaire (KJOC) [8,9]. The KJOC questionnaire, originally developed in English by the Kerlan-Jobe Orthopaedic Clinic, seeks to measure the functional status of the upper extremity in the overhead athlete. The questionnaire features questions regarding upper extremity function and throwing performance [8]. The KJOC is able to discriminate between injured and non-injured overhead athletes, and those competing with arm trouble and not competing due to arm trouble [8,10,11]. The questionnaire has been proven to be a valid, reliable and responsive instrument to evaluate shoulder and elbow injuries in various overhead athletes [8,9,12–14].

In the original study by Alberta et al. [8], and all previous cross-cultural adaptation studies, the KJOC questionnaire is validated against the DASH questionnaire, as both questionnaires attempt to map the overall functional status of the upper extremity [8,11,15–18]. However, baseball pitchers usually experience symptoms in a specific part of the upper extremity rather than the entire upper extremity (Leenen et al. almost submitted). Shoulder instability, for instance, is one of those symptoms that pitchers experience in the shoulder region that regularly negatively affects shoulder function and performance. However, the KJOC questionnaire has never been validated against a disease- and region-specific questionnaire, such as the WOSI, which aims to evaluate quality of life associated with shoulder instability [8,19]. In addition, this WOSI questionnaire is one of the few questionnaires that does not primarily focus on activities that occur in daily life [7].

The KJOC questionnaire was originally written in English and has been translated into many different languages [11,15–18] (Appendix A). As the exchange of resources across international borders becomes an increasingly common occurrence, it is important that material can be successfully translated and applied within multicultural settings. Cross-cultural evaluations of questionnaires are important to assess the validity and reliability of the content to ensure that responses can be correctly acquired. The present cross-cultural validation study will focus on the translation of the original English version of the KJOC questionnaire into Dutch and its validity compared to the validated Dutch versions of the DASH and WOSI questionnaires [7,20]. Therefore, the aim of the present study is to develop the Dutch version of the KJOC questionnaire through cross-cultural adaptation and to verify reliability, validity and interpretability in talented juvenile Dutch baseball pitchers.

2. Materials and Methods

2.1. Translation Procedures

The KJOC questionnaire was translated according to the guidelines outlined by Beaton et al. [21]. Following these guidelines ensured that the questionnaire was effectively translated, making the questionnaires linguistically correct and conceptually accurate. For this research, the original English version of the questionnaire was translated into Dutch with the help of two native Dutch speakers. One of these translators was aware of the study background, while the other was not briefed on the research and had no medical background. This version was then translated back from Dutch into English by two native Dutch individuals with sufficient command of the English language. Both individuals came from a non-medical background and were not briefed before the translation. The final translation that produced the Dutch version of the KJOC was conducted by an expert panel comprising translators, researchers and healthcare professionals (Appendix B).

2.2. Study Design and Study Population

In a two-and-a-half year prospective, dynamic cohort study, participants comprised talented juvenile Dutch baseball pitchers aged 12–18 years, who participated in one of the six Dutch regional baseball talent academies and the Dutch National U-18 team in the seasons 2014–2016. In total, 107 talented juvenile Dutch baseball pitchers participated in this study. Demographics of the participants are listed in Table 1. Between the six test moments, players could leave and enter the study due to, for instance, age,

(de)selection, injury or recovery, and giving or withdrawing consent to participate in the study. The participants filled out questionnaires at the beginning and end of the baseball season for three consecutive seasons (i.e., March 2014, October 2014, March 2015, October 2015, March 2016, October 2016). In the present validation study, data from the first three consecutive measurements were used for analysis. At the first measurement (T1), 87 participants completed the questionnaires, followed by 79 participants at the second and third measurements (T2 and T3), which showed a 9.2% drop-out rate. The validation study surpassed the 50-participant minimum required to meet the guidelines set by Terwee et al. [22] for the appropriate analysis of questionnaires measuring an individual's health status. The study was approved by the Faculty of Behavioural and Movement Sciences' local ethics committee of the Vrije Universiteit Amsterdam (protocol number ECB-2013-53), and all participants or their legal representatives gave their written consent according to the university policy after being fully informed about the content and purpose of the study.

Table 1. Participant demographics of the talented juvenile baseball pitchers at the three measurement periods. Data are given as mean (SD).

Period	Participants (N)	Age (Years)	Body Height (cm)	Body Weight (kg)	BMI
T1—March 2014	87	14.6 (1.7)	178.0 (11.7)	68.8 (15.3)	21.5 (3.1)
T2—October 2014	79	15.0 (1.7)	179.6 (11.0)	69.4 (15.8)	21.3 (3.3)
T3—March 2015	79	14.9 (1.7)	178.5 (10.6)	69.9 (14.5)	21.7 (3.0)

2.3. Procedure and Data Collection

The Dutch versions of the KJOC and DASH questionnaires were completed by all participants at their local training facility at each of the three measurements (in March 2014 (T1), October 2014 (T2) and March 2015 (T3)). Participants who required 'medical attention' or missed game or practice time in the last six months due to upper extremity symptoms were classified as symptomatic players (subgroup part of the whole group). The participants that were classified under the heading of 'medical attention' were those who had consulted a (para)medic care provider in the last six months due to experienced upper extremity symptoms. The participants who in any case experienced shoulder symptoms in the last six months were asked to also fill out the Dutch version of the WOSI questionnaire [23]. Finally, they filled out an accompanying general questionnaire concerning their age, body height and body mass (and body mass index [BMI] was calculated).

2.4. Questionnaires

The KJOC questionnaire consists of ten items scored with visual analogue scales (VAS) ranging from 0 to 100 millimetres. It includes the two subscales function (5 items) and performance (5 items) to evaluate the shoulder and elbow function, performance and pain in overhead athletes [8]. Participants answered the items according to the score being produced from the mark placed on the VAS. The score was expressed to one decimal point (e.g., a score of 70 mm on one question was expressed as 7.0 of 10). The maximum score a participant could achieve on each item of the questionnaire was 10. The unweighted summed score of all items corresponded to 100 points, representing the best possible shoulder and elbow function and performance. Up to two missing items were tolerated within the KJOC questionnaire responses, and then the remaining scores were averaged to produce the final average score for each period (T1, T2 or T3).

The 30-item DASH questionnaire was designed with subjective 5-point Likert scales, ranging from no difficulty to unable, from none to extreme, or from no impact to high impact. Three subscales were included: physical function (21 items), symptoms (6 items), and the subscale social or role function (3 items) [6]. The lowest sum score of 0 points corresponds with a minimal disability and the highest possible sum score of 100 indicates

maximal disability [6]. DASH questionnaire responses were excluded if more than 3 items were missing.

The WOSI questionnaire consists of a 21-item VAS ranging from 0 to 100 mm, including the domains physical symptoms and pain (10 items), sports, recreation and work (4 items), lifestyle and social functioning (4 items) and emotional well-being (3 items), to evaluate shoulder symptoms experienced by overhead athletes [7]. The maximal unweighted summed score of 2100 signifies the worst shoulder-related quality of life relative to the lowest score of 0. As with the DASH questionnaire, answers to the WOSI questionnaire were excluded if more than 3 items were missing.

2.5. Psychometric Properties

2.5.1. Internal Consistency

The internal consistency, as a measure of the homogeneity of the ten items of the KJOC, was evaluated using Cronbach's alpha [24]. The internal consistency with corresponding 95% confidence intervals (CI) was determined at each time period. A Cronbach's alpha value above 0.7 is widely considered a measure of acceptable internal consistency, indicating high correlations among the items within the scale, while values below 0.7 indicate poor internal consistency [25].

2.5.2. Construct Validity

The construct validity of the KJOC was evaluated by determining Spearman's rank correlation of the KJOC scores with both the DASH and WOSI scores. A Spearman's $\rho < 0.39$ was considered a weak correlation, 0.40–0.69 a moderate correlation, 0.70–0.89 a strong correlation, and >0.90 showed a very strong correlation [26].

2.5.3. Interpretability

Interpretability is considered an important characteristic of a measurement instrument that refers to the degree to which qualitative meaning can be assigned to the quantitative scores of an instrument [27]. One aspect of interpretability is assessing floor and ceiling effects. Floor and ceiling effects were present as instances whereby 15% or more of the participants obtained the highest or lowest score [28]. The highest KJOC score corresponding to a score of 100 and the lowest DASH and WOSI score corresponding to a zero score were considered a floor effect. Thus, the lowest KJOC and highest DASH and WOSI scores were considered a ceiling effect.

2.6. Statistical Analysis

Statistical analyses were separately performed for each time period (T1, T2 and T3) and questionnaire score. The symptomatic players were assumed to score lower on the KJOC compared to the whole group and to score lower on average on each time period. Therefore, statistical analyses were performed separately on the whole group and on the group of symptomatic pitchers, as it was postulated that the KJOC within this symptomatic subgroup would exhibit greater consistency and validity than the whole group.

The distributions of the KJOC, DASH and WOSI sum scores underwent separate normality checks for each time period. All distributions, except for the WOSI sum scores, were accompanied with significant Shapiro–Wilk normality tests ($p < 0.05$). Statistical analyses were performed using R (R Core Team, version 4.0.0, 2020, Vienna, Austria) with ggplot2 (version 3.3.2) to design the boxplots [29,30] and an a priori α level of 0.05 was used to determine statistical significance.

3. Results

The players that experienced upper extremity symptoms were common during the study, which is consistent with the high injury rates associated with baseball pitching. There were 14 symptomatic players at T1, 6 players at T2 and 7 players at T3 (Table 2).

A total of 23 symptomatic players accounted for 21.5% (23 of the 107 participants) of the whole group.

Table 2. Mean (SD) of the sum scores for the KJOC, DASH and WOSI questionnaires for the whole group and for the group of pitchers with upper extremity symptoms, where *N* is equal to the number of respondents that filled in the questionnaire.

Period	KJOC	DASH	WOSI
Sum score ranges	0 (worst)–100 (best)	0 (best)–100 (worst)	0 (best)–2100 (worst)
All Players (<i>N</i>)			
T1 (87)	86.5 (13.2)	4.3 (6.1)	
T2 (79)	88.9 (11.6)	2.5 (4.3)	
T3 (78)	89.4 (10.6)	2.8 (4.6)	
Symptomatic Players (<i>N</i>)			
T1 (14)	68.3 (13.1)	11.1 (9.5)	665 (303)
T2 (6)	78.1 (17.1)	9.2 (7.3)	488 (254)
T3 (7)	83.3 (12.1)	8.2 (5.5)	562 (225)

The symptomatic players who filled out the WOSI questionnaire experienced in any case shoulder symptoms in the last six months.

3.1. Internal Consistency

The internal consistency of the KJOC questionnaire was consistently high, with a Cronbach's alpha averaging over 0.80 for all periods apart from the symptomatic players subgroup at measurement period T1, with a value of 0.62 (95% CI [0.20, 0.80]) (Table 3). This value is below the desired value of 0.70. Overall, internal consistency results demonstrate a good to acceptable internal consistency.

Table 3. Cronbach's alpha values (with corresponding 95% confidence intervals) to assess internal consistency for each of the three measurement periods, where *N* is equal to the number of sampled items in the questionnaire.

Period	Questionnaire	All Players	Players with Upper Extremity Symptoms
T1	KJOC (<i>N</i> = 10)	0.83 (0.75, 0.88)	0.62 (0.20, 0.80)
T2	KJOC (<i>N</i> = 10)	0.84 (0.71, 0.91)	0.86 (−1.30, 0.94)
T3	KJOC (<i>N</i> = 10)	0.84 (0.77, 0.88)	0.82 (0.46, 0.90)

3.2. Construct Validity

The construct validity scores varied greatly across questionnaires, analysis groups and periods, with Spearman's rho values ranging from 0.99 for the correlation between KJOC scores and DASH scores (at period T1 in the symptomatic players subgroup), which demonstrates a very strong correlation, to a Spearman's rho value of 0.32 for the correlation between KJOC scores and WOSI scores (at period T2 in the symptomatic upper extremity players subgroup), which demonstrates a fair correlation (Table 4). Overall, the Spearman's rho values were higher for the symptomatic players subgroup; therefore, a higher level of construct validity was observed for these KJOC scores in relation to the DASH and WOSI scores.

Table 4. Spearman’s rho values for the correlation between the KJOC, DASH and WOSI questionnaire sum scores to indicate the construct validity of the KJOC questionnaire.

Period	All Players	Players with Upper Extremity Symptoms	
	DASH	DASH	WOSI
T1	−0.59	−0.69	−0.87
T2	−0.47	−0.99	−0.32
T3	−0.67	−0.58	−0.60

The symptomatic players who filled out the WOSI questionnaire experienced in any case shoulder symptoms in the last six months.

3.3. Interpretability

Overall, no floor effect was observed in the KJOC questionnaire scores, for both the whole group and the symptomatic players subgroup, across T1 and T2, with only T3 showing a 15.2% ceiling effect for the whole group (Table 5).

Table 5. Floor and ceiling effects for the KJOC, DASH and WOSI questionnaire sum scores for the whole group and for the group of players with upper extremity symptoms for each measurement period.

Sum Score Ranges	KJOC		DASH		WOSI	
	0 (worst)–100 (best)		0 (best)–100 (worst)		0 (best)–2100 (worst)	
Effect	Floor	Ceiling	Floor	Ceiling	Floor	Ceiling
All Players						
T1	No: 0	No: 9 (10.3%)	Yes: 25 (28.7%)	No: 0		
T2	No: 0	No: 9 (11.4%)	Yes: 33 (41.8%)	No: 0		
T3	No: 0	Yes: 12 (15.2%)	Yes: 38 (48.1%)	No: 0		
Symptomatic players with upper extremity symptoms						
T1	No: 0	No: 0	No: 1 (7.1%)	No: 0	No: 0	No: 0
T2	No: 0	No: 0	No: 0	No: 0	No: 0	No: 0
T3	No: 0	No: 0	No: 0	No: 0	No: 0	No: 0

The symptomatic players who filled out the WOSI questionnaire experienced in any case shoulder symptoms in the last six months; *N* (%) number and percentage of participants obtaining the maximal or minimal score.

4. Discussion

This study project sought to cross-culturally validate the Dutch translation of the KJOC against the previously validated Dutch versions of the DASH and WOSI questionnaires. Internal consistency, construct validity, and floor and ceiling effects were analysed for a group of juvenile baseball pitchers across three measurement periods, with separate analysis for the pitchers with upper extremity symptoms. The results demonstrated that the Dutch version of the KJOC is a valid tool to assess shoulder and elbow function, performance and pain in talented juvenile baseball pitchers. Floor and ceiling effects for the KJOC questionnaire were minimal.

The internal consistency of the KJOC questionnaire was assessed using Cronbach’s alpha. The results from this study showed a high average Cronbach’s alpha value of 0.84 over all time periods for the whole group, indicating good internal consistency among the 10 items. For the group of pitchers with upper extremity symptoms, similarly high Cronbach’s alpha values were seen, with an average of 0.77 across all time periods, indicating acceptable internal consistency. These results are in accordance with previous studies,

who reported good to excellent internal consistency [8,14–17]. Cronbach's alpha values were, however, slightly lower in this study, which is likely due to the fact that this study only included baseball pitchers, while the aforementioned studies included players from various overhead sports, such as handball, badminton and basketball. Nevertheless, the internal consistency of the KJOC questionnaire is more than acceptable for application of the questionnaire within the population of talented juvenile baseball pitchers.

The construct validity of the newly translated Dutch KJOC was assessed by comparing this questionnaire against previously validated Dutch DASH and WOSI questionnaires. While assuming that the DASH and the KJOC questionnaires measure similar constructs, the DASH mainly focuses on activities that occur in daily living, whereas the KJOC questionnaire aims to measure the functional status of the upper extremity in the high functioning population of overhead athletes. The results from this study showed that the averaged Spearman's rho value was found to be -0.58 across all the periods for the whole group, indicating moderate construct validity. These results are in close agreement with previous studies that examined the construct validity of the KJOC against the DASH in other languages [11,15–17]. However, the Spearman's rho values in this study were slightly lower than those reported in the original study [8]. The study population in the present study consisted of baseball pitchers with and pitchers without upper extremity symptoms, whereas the study of Alberta et al. [8] examined the construct validity of the KJOC questionnaire against the DASH in a study population that consisted of overhead athletes who were free of symptoms. The construct validity was expected to be higher for the more homogeneous symptomatic player subgroup compared to the relatively heterogeneous whole group. Indeed, the Spearman's rho value averaged over the measurement periods for the symptomatic player group was -0.75 , indicating strong construct validity, compared to the value of -0.58 for the whole group, as mentioned above. In contrast, the averaged Spearman's rho values for the KJOC scores against the WOSI scores over all periods was found to be -0.60 , which is slightly lower compared to the KJOC against the DASH. This may be due to the fact that the DASH questionnaire assesses the degree of upper extremity disability in activities of daily living, whereas the disease- and region-specific WOSI questionnaire attempts to assess the quality of life related to shoulder instability. Nevertheless, knowing that these questionnaires do not consider the specific demands of overhead athletes, the KJOC questionnaire is better able to accurately assess upper extremity functional status in this population of juvenile baseball pitchers.

Since the Dutch version of the KJOC questionnaire did not show any floor and ceiling effects in the symptomatic players subgroup, and only a ceiling effect was found at one time period for the whole group, it is assumed that the asymptomatic respondents of the whole group are the ones to whom the ceiling effect can be attributed. These results are consistent with the study of Schulz et al. [17] and Turgut and Tunay [11], who also observed a marginal ceiling effect for the KJOC questionnaire in asymptomatic overhead athletes. Moreover, due to the absence of clear ceiling and floor effects for the KJOC questionnaire, the discriminatory capacity of this questionnaire is much better compared to the DASH questionnaire. This statement is supported by the observed floor effect of the DASH, showing that a zero score on the DASH questionnaire corresponded with a score range from 70 to 100 on the KJOC questionnaire (Figure 1a–c). A plausible reason for this is that the overhead athletes, and, in this study, baseball pitchers in particular, may experience upper extremity symptoms in their sport-specific environment, whereas activities in daily life can be performed without any problems.

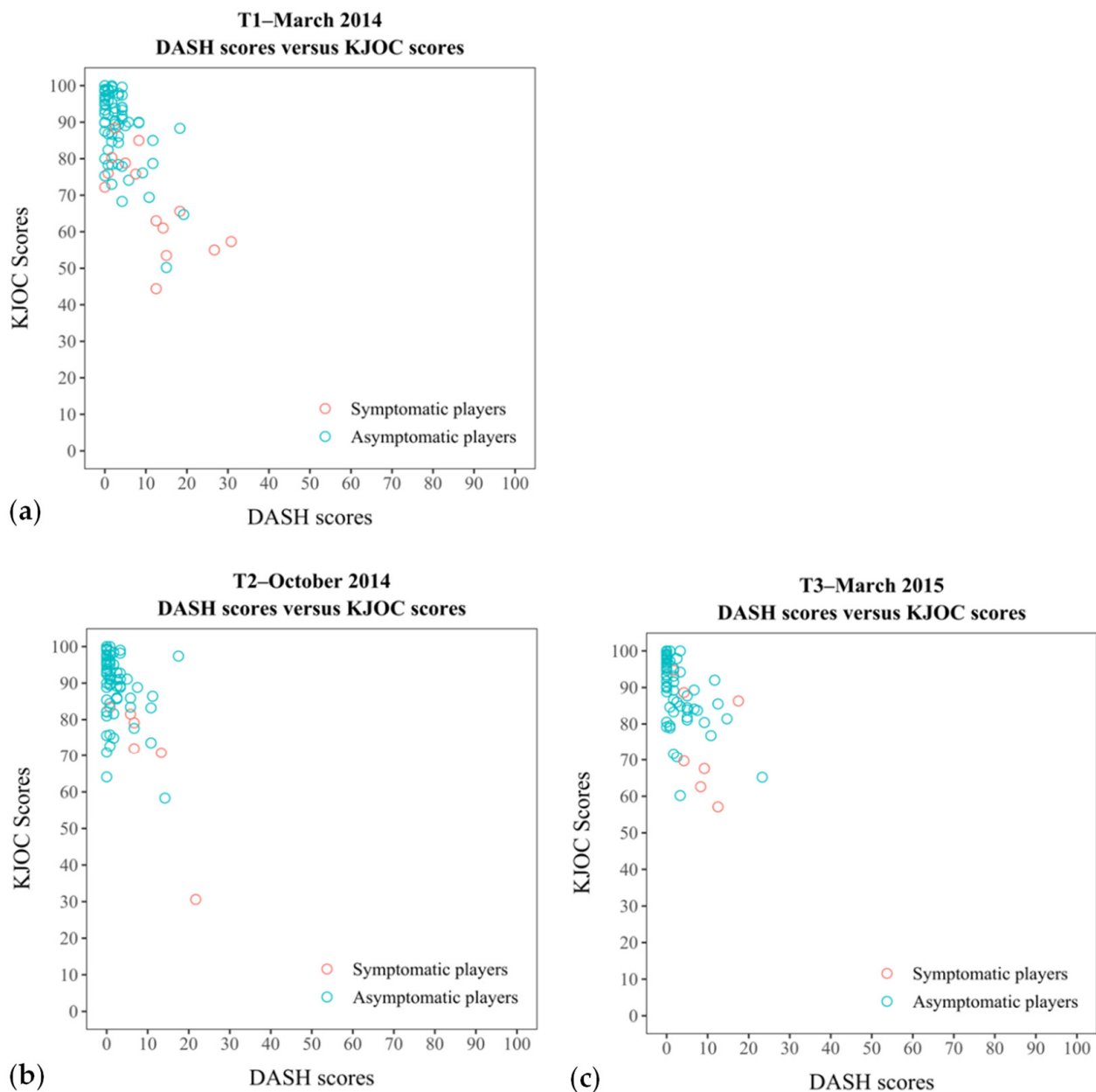


Figure 1. Scatterplot shows the summed KJOC scores plotted against the DASH scores for the first measurement (a), second measurement (b) and third measurement (c) for the asymptomatic players and symptomatic players with upper extremity symptoms.

The present study does have some limitations. Firstly, since the KJOC questionnaire can be used to monitor the functional status of the upper extremity and throwing performance in baseball pitching, the questionnaire also has the potential to be used to evaluate the return-to-sport and return-to-competition ability after shoulder and elbow injuries in baseball pitchers. However, this study does not provide information about responsiveness, which would provide valuable information about the ability to detect clinically important changes over time [22]. Previous cross-cultural validation studies showed that the KJOC questionnaire appears to be responsive [8,16], but since this psychometric property may vary between overhead sports populations, it is important to evaluate the responsiveness in the population of interest. Secondly, self-reported questionnaires are known to be at risk for reporting and recall bias. Since the baseball pitchers were asked to complete the questionnaires based on any symptoms in the past 6 months, the risk of reporting and recall bias may exist, affecting the results of this study. This means that the evaluated

psychometric properties of the KJOC may be even better when baseball pitchers report about symptoms at the time of completing the questionnaire. However, a previous study showed that participants were able to accurately recall their previous level of functioning with the QuickDASH questionnaire for up to two years [31]; thus, to what extent these biases affected the results of this study is unclear, but is expected to be minimal. Lastly, another caveat to be made here is that a minimum of 50 participants is required, according to the guidelines set by Terwee et al. [22], to appropriately analyze questionnaires measuring an individual's health status. However, the number of baseball pitchers that belonged to the symptomatic subgroup is 23, spread over three periods. This relatively small sample size probably arose as only baseball pitchers who had experienced symptoms in the past six months were requested to complete the three questionnaires. The fact that, in the first period, as many as 14 players were in the symptomatic subgroup, while there were six in the second period and seven in the third period, may explain the widespread internal consistency and construct validity scores across the three periods in the symptomatic subgroup. Besides these limitations, the conclusions of this study are not only applicable to a small homogeneous population, but are more widely applicable due to the relatively large age range of the baseball pitchers that participated in this study.

By validating the Dutch version of the KJOC against the Dutch DASH and WOSI, this study can now support the application of the Dutch KJOC in sporting establishments in the Netherlands and other Dutch-speaking states. This means that coaches can provide players who are not proficient in English with an appropriate survey to analyze the functional status of the upper extremity in the Dutch overhead athletes and monitor changes throughout the season, ultimately improving interpersonal communication within teams.

5. Conclusions

Overall, this cross-cultural validation study demonstrated that the Dutch KJOC has good internal consistency and construct validity. The Dutch KJOC has no clear floor and ceiling effects and is able to successfully and accurately assess the functional status of the upper extremity in the sport-specific, high-functioning population of talented juvenile Dutch baseball pitchers.

Author Contributions: Conceptualization, A.J.R.L., A.H., F.v.D., E.v.d.G., H.E.J.V. and M.J.M.H.; Data curation, F.v.D. and E.v.d.G.; Formal analysis, A.J.R.L. and A.H.; Funding acquisition, H.E.J.V. and M.J.M.H.; Investigation, A.J.R.L., A.H., H.E.J.V. and M.J.M.H.; Methodology, A.J.R.L., A.H., F.v.D., E.v.d.G., H.E.J.V. and M.J.M.H.; Software, A.J.R.L.; Supervision, H.E.J.V. and M.J.M.H.; Validation, A.J.R.L. and A.H.; Visualization, A.J.R.L. and A.H.; Writing—original draft, A.J.R.L. and A.H.; Writing—review and editing, F.v.D., E.v.d.G., H.E.J.V. and M.J.M.H. All authors have read and agreed to the published version of the manuscript.

Funding: This work was supported by the Netherlands Organization for Scientific Research (NWO) Domain Applied and Engineering Sciences (AES, previously Technology Foundation STW) under project number [12893]. This NWO-funded project, named project FASTBALL, is a cooperative effort between the Royal Dutch Baseball and Softball Federation, Vrije Universiteit Amsterdam, Delft University of Technology, Manual Fysion, Medicort, Bergman Clinics and Motekforce Link.

Institutional Review Board Statement: The study was conducted in accordance with the Declaration of Helsinki, and approved by the Scientific and Ethical Review Board (VCWE) of the Faculty of Behavior & Movement Sciences, Vrije Universiteit Amsterdam (protocol number ECB-2013-53).

Informed Consent Statement: Informed consent was obtained from all subjects involved in the study.

Data Availability Statement: The datasets presented in this study can be found in online repositories. The dataset is available from 24 October 2022. The names of the repository/repositories and accession number(s) can be found below: 10.5281/zenodo.7032703.

Acknowledgments: We would like to thank Evert Verhagen for proofreading the paper.

Conflicts of Interest: The authors declare no conflict of interest.

Appendix A

Original English version of the Kerlan-Jobe Orthopaedic Clinic Shoulder & Elbow Score

Name _____ Age _____ Sex _____ Dominant Hand (R)____(L)____(Ambidextrous)_____

Date of Examination _____ Sport _____ Position _____ Years Played _____

Please answer the following questions related to your history of injuries to **YOUR ARM ONLY**:

- | | YES | NO |
|---|--------------------------|--------------------------|
| 1. Is your arm currently injured? | <input type="checkbox"/> | <input type="checkbox"/> |
| 2. Are you currently active in your sport? | <input type="checkbox"/> | <input type="checkbox"/> |
| 3. Have you missed game or practice time in the last year due to an injury to your shoulder or elbow? | <input type="checkbox"/> | <input type="checkbox"/> |
| 4. Have you been diagnosed with an injury to your shoulder or elbow other than a strain or sprain? | <input type="checkbox"/> | <input type="checkbox"/> |
| If yes, what was the diagnosis? _____ | | |
| 5. Have you received treatment for an injury to your shoulder or elbow? | <input type="checkbox"/> | <input type="checkbox"/> |
| If yes, what was the treatment? (Check all that apply) | | |

Rest Therapy Surgery (please describe): _____

Please describe your level of competition in your current sport:

(Use Professional Major League, Professional Minor League, Intercollegiate, High School as the choices)

6. What is the highest level of competition you've participated at? _____
7. What is your current level of competition? _____
8. If your current level of competition is not the same as your highest, Do you feel it is due to an injury to your arm?

Please check the **ONE category only** that best describes your current status:

Playing without any arm trouble Playing, but with arm trouble

Not playing due to arm trouble


Instructions to athletes:

The following questions concern your physical functioning during game and practice conditions. Unless otherwise specified, all questions relate to your **shoulder or elbow**. Please answer with an **X** along the horizontal line that corresponds to your current level.

9. How much has your control (of pitches, serves, strokes, etc.) suffered due to your arm?



10. How much do you feel your arm affects your current level of competition in your sport (ie, is your arm holding you back from being at your full potential)?



Appendix B

Dutch version of the Kerlan-Jobe Orthopaedic Clinic Shoulder & Elbow Score

Naam _____ Leeftijd _____ Geslacht _____ Dominante Hand (R) _____ (L) _____ (Tweehandig) _____

Datum van Afname _____ Sport _____ Positie _____ Jaren Gespeeld _____

Beantwoord alstublieft de volgende vragen die te maken hebben met de blessuregeschiedenis van **ALLEEN UW ARM**:

- | | JA | NEE |
|--|--------------------------|--------------------------|
| 1. Heeft u momenteel een blessure aan uw arm? | <input type="checkbox"/> | <input type="checkbox"/> |
| 2. Bent u momenteel actief in uw sport? | <input type="checkbox"/> | <input type="checkbox"/> |
| 3. Heeft u het afgelopen jaar wedstrijd- of trainingstijd gemist vanwege een blessure aan uw schouder of elleboog? | <input type="checkbox"/> | <input type="checkbox"/> |
| 4. Bent u gediagnosticeerd met een blessure aan uw schouder of elleboog anders dan een verrekking of verstuiking? | <input type="checkbox"/> | <input type="checkbox"/> |
| Zo ja, wat was de diagnose? _____ | | |
| 5. Bent u behandeld voor een blessure aan uw schouder of elleboog? | <input type="checkbox"/> | <input type="checkbox"/> |
| Zo ja, wat was de behandeling? (Kruis alles aan wat van toepassing is) | | |

Rust Therapie Operatie (omschrijf alstublieft): _____

Beschrijf alstublieft het competitieniveau waarop u uw huidige sport beoefent:

(Gebruik Aspiranten Elite League, Junioren Elite League, Rookie League, Overgangsklasse, Hoofdklasse als keuzemogelijkheden).

6. Wat is het hoogste competitieniveau waarop u gespeeld heeft? _____
7. Wat is uw huidige competitieniveau? _____

8. Als uw huidige competitieniveau niet hetzelfde is als het hoogste niveau waar u op gespeeld heeft, heeft u het gevoel dat dit komt door een blessure aan uw arm?


Kruis alstublieft **ÉÉN categorie** aan die het beste bij uw huidige situatie past:

- Spelend zonder enige arm problemen Spelend, maar met arm problemen
- Niet spelend vanwege arm problemen


Instructie voor atleten:

De volgende vragen betreffen uw fysiek functioneren tijdens wedstrijd- en trainingssituaties. Tenzij anders gespecificeerd gaan alle vragen over de **schouder of elleboog**. Beantwoord de vraag alstublieft met een **X** op de horizontale lijn op het punt dat overeenkomt met uw huidig functioneren.


1. Hoe moeilijk is het voor u om soepel of warm te worden voor een wedstrijd of training?




2. Hoeveel pijn ervaart u in uw schouder of elleboog?



3. Hoeveel zwakte en/of vermoeidheid (bijvoorbeeld krachtsverlies) ervaart u in uw schouder of elleboog?



4. Hoe instabiel voelt uw schouder of elleboog tijdens wedstrijden?



5. Hoeveel invloed hebben uw armproblemen gehad op de relatie met uw coaches, management en zaakwaarnemers?



De volgende vragen betreffen uw competitieniveau binnen uw sport. Beantwoord de vraag alstublieft met een **X** op de horizontale lijn op het punt dat overeenkomt met uw huidige niveau.

6. Hoeveel heeft u door uw arm moeten veranderen aan uw werpbeweging, service, slag, etc.?



7. Hoeveel heeft uw snelheid/kracht te lijden gehad door uw arm?




8. Welke beperking(en) heeft u in uithoudingsvermogen bij wedstrijden door uw arm?



9. Hoeveel heeft uw controle (over worpen, services, slagen, etc.) te lijden gehad door uw arm?



10. Hoeveel beïnvloedt naar uw mening uw arm uw huidige niveau van competitie in uw sport (weerhoudt uw arm u van uw beste kunnen bijvoorbeeld)?



References

1. Bullock, G.S.; Menon, G.; Nicholson, K.; Butler, R.J.; Arden, N.K.; Filbay, S.R. Baseball pitching biomechanics in relation to pain, injury, and surgery: A systematic review. *J. Sci. Med. Sport* **2020**, *24*, 13–20. [[CrossRef](#)] [[PubMed](#)]
2. Boltz, A.J.; Powell, J.R.; Robison, H.J.; Morris, S.N.; Collins, C.L.; Chandran, A. Epidemiology of Injuries in National Collegiate Athletic Association Men's Baseball: 2014–2015 through 2018–2019. *J. Athl. Train.* **2021**, *56*, 742–749. [[CrossRef](#)] [[PubMed](#)]
3. Wiertsema, S.H.; de Witte, P.B.; Rietberg, M.B.; Hekman, K.M.; Schothorst, M.; Steultjens, M.P.; Dekker, J. Measurement properties of the Dutch version of the Western Ontario Shoulder Instability Index (WOSI). *J. Orthop. Sci.* **2014**, *19*, 242–249. [[CrossRef](#)] [[PubMed](#)]
4. Veehof, M.M.; Slegers, E.J.; van Veldhoven, N.H.; Schuurman, A.H.; van Meeteren, N.L. Psychometric qualities of the Dutch language version of the Disabilities of the Arm, Shoulder, and Hand questionnaire (DASH-DLV). *J. Hand Ther.* **2002**, *15*, 347–354. [[CrossRef](#)]
5. Michener, L.A.; McClure, P.W.; Sennett, B.J. American Shoulder and Elbow Surgeons Standardized Shoulder Assessment Form, patient self-report section: Reliability, validity, and responsiveness. *J. Shoulder Elb. Surg.* **2002**, *11*, 587–594. [[CrossRef](#)] [[PubMed](#)]

6. Hudak, P.L.; Amadio, P.C.; Bombardier, C.; Beaton, D.; Cole, D.; Davis, A.; Hawker, G.; Katz, J.N.; Makela, M.; Marx, R.G.; et al. Development of an upper extremity outcome measure: The DASH (disabilities of the arm, shoulder, and head). *Am. J. Ind. Med.* **1996**, *29*, 602–608. [[CrossRef](#)]
7. Kirkley, A.; Griffin, S.; McLintock, H.; Ng, L. The Development and Evaluation of a Disease-Specific Quality of Life Measurement Tool for Shoulder Instability. *Am. J. Sports Med.* **1998**, *26*, 764–772. [[CrossRef](#)]
8. Alberta, F.G.; ElAttrache, N.S.; Bissell, S.; Mohr, K.; Browdy, J.; Yocum, L.; Jobe, F. The development and validation of a functional assessment tool for the upper extremity in the overhead athlete. *Am. J. Sports Med.* **2010**, *38*, 903–911. [[CrossRef](#)]
9. Franz, J.O.; McCulloch, P.C.; Kneip, C.J.; Noble, P.C.; Lintner, D.M. The Utility of the KJOC Score in Professional Baseball in the United States. *Am. J. Sports Med.* **2013**, *41*, 2167–2173. [[CrossRef](#)]
10. Hegedus, E.J.; Vidt, M.E.; Tarara, D.T. The best combination of physical performance and self-report measures to capture function in three patient groups. *Phys. Ther. Rev.* **2013**, *19*, 196–203. [[CrossRef](#)]
11. Turgut, E.; Tunay, V.B. Cross-cultural adaptation of Kerlan-Jobe Orthopaedic Clinic shoulder and elbow score: Reliability and validity in Turkish-speaking overhead athletes. *Acta Orthop. Traumatol. Turc.* **2018**, *52*, 206–210. [[CrossRef](#)] [[PubMed](#)]
12. O'Brien, D.F.; O'Hagan, T.; Stewart, R.; Atanda, A.W.; Hammoud, S.; Cohen, S.B.; Ciccotti, M.G. Outcomes for ulnar collateral ligament reconstruction: A retrospective review using the KJOC assessment score with two-year follow-up in an overhead throwing population. *J. Shoulder Elb. Surg.* **2015**, *24*, 934–940. [[CrossRef](#)]
13. Fronek, J.; Yang, J.G.; Osbahr, D.C.; Pollack, K.M.; ElAttrache, N.S.; Noonan, T.J.; Conte, S.A.; Yocum, L.A. Shoulder functional performance status of Minor League professional baseball pitchers. *J. Shoulder Elb. Surg.* **2015**, *24*, 17–23. [[CrossRef](#)] [[PubMed](#)]
14. Wymore, L.; Fronek, J. Shoulder Functional Performance Status of National Collegiate Athletic Association Swimmers. *Am. J. Sports Med.* **2015**, *43*, 1513–1517. [[CrossRef](#)] [[PubMed](#)]
15. Fredriksen, H.; Myklebust, G. Norwegian translation, cross-cultural adaptation and validation of the Kerlan-Jobe Orthopaedic Clinic shoulder and elbow questionnaire. *BMJ Open Sport Exerc. Med.* **2019**, *5*, e000611. [[CrossRef](#)]
16. Merolla, G.; Corona, K.; Zanolli, G.; Cerciello, S.; Giannotti, S.; Porcellini, G. Cross-cultural adaptation and validation of the Italian version of the Kerlan-Jobe Orthopaedic Clinic Shoulder and Elbow score. *J. Orthop. Traumatol.* **2017**, *18*, 415–421. [[CrossRef](#)]
17. Schulz, C.; Eibl, A.D.; Radovanović, G.; Agres, A.; Nobis, T.; Legerlotz, K. Cross-cultural adaptation and validation of the Kerlan-Jobe orthopedic clinic shoulder and elbow score for German-speaking overhead athletes. *Physiother. Theory Pract.* **2022**, *38*, 1059–1070. [[CrossRef](#)]
18. Oh, J.H.; Kim, J.Y.; Limpisvasti, O.; Lee, T.Q.; Song, S.H.; Kwon, K.B. Cross-cultural adaptation, validity and reliability of the Korean version of the Kerlan-Jobe Orthopedic Clinic shoulder and elbow score. *JSES Open Access* **2017**, *1*, 39–44. [[CrossRef](#)]
19. Kirkley, A.; Alvarez, C.; Griffin, S. The Development and Evaluation of a Disease-specific Quality-of-Life Questionnaire for Disorders of the Rotator Cuff: The Western Ontario Rotator Cuff Index. *Clin. J. Sport Med.* **2003**, *13*, 84. [[CrossRef](#)]
20. Van Eck, M.E.; Lameijer, C.M.; Moumni, M.E. Structural validity of the Dutch version of the disability of arm, shoulder and hand questionnaire (DASH-DLV) in adult patients with hand and wrist injuries. *BMC Musculoskelet. Disord.* **2018**, *19*, 207. [[CrossRef](#)]
21. Beaton, D.E.; Bombardier, C.; Guillemin, F.; Ferraz, M.B. Guidelines for the Process of Cross-Cultural Adaptation of Self-Report Measures. *Spine* **2000**, *25*, 3186–3191. [[CrossRef](#)] [[PubMed](#)]
22. Terwee, C.B.; Bot, S.D.; de Boer, M.R.; van der Windt, D.A.; Knol, D.L.; Dekker, J.; Bouter, L.M.; de Vet, H.C. Quality criteria were proposed for measurement properties of health status questionnaires. *J. Clin. Epidemiol.* **2007**, *60*, 34–42. [[CrossRef](#)] [[PubMed](#)]
23. Bahr, R.; Clarsen, B.; Derman, W.; Dvorak, J.; Emery, C.A.; Finch, C.F.; Häggglund, M.; Junge, A.; Kemp, S.; Khan, K.M.; et al. International Olympic Committee consensus statement: Methods for recording and reporting of epidemiological data on injury and illness in sport 2020 (including STROBE Extension for Sport Injury and Illness Surveillance (STROBE-SIIS)). *Br. J. Sports Med.* **2020**, *54*, 372. [[CrossRef](#)]
24. Cohen, J. *Statistical Power Analysis for the Behavioral Sciences*, 2nd ed.; Taylor & Francis: New York, NY, USA, 1988.
25. Peterson, R.A. A Meta-Analysis of Cronbach's Coefficient Alpha. *J. Consum. Res.* **1994**, *21*, 381. [[CrossRef](#)]
26. Schober, P.; Boer, C.; Schwarte, L.A. Correlation Coefficients, Appropriate Use and Interpretation. *Anesth. Analg.* **2018**, *126*, 1763–1768. [[CrossRef](#)] [[PubMed](#)]
27. Mokkink, L.B.; Terwee, C.B.; Patrick, D.L.; Alonso, J.; Stratford, P.W.; Knol, D.L.; Bouter, L.M.; de Vet, H.C. The COSMIN study reached international consensus on taxonomy, terminology, and definitions of measurement properties for health-related patient-reported outcomes. *J. Clin. Epidemiol.* **2010**, *63*, 737–745. [[CrossRef](#)]
28. McHorney, C.A.; Tarlov, A.R. Individual-patient monitoring in clinical practice: Are available health status surveys adequate? *Qual Life Res.* **1995**, *4*, 293–307. [[CrossRef](#)]
29. Team, R.C. R: A Language and Environment for Statistical Computing [Internet]. 2022. Available online: <https://www.R-project.org/> (accessed on 29 August 2022).
30. Wickham, H. *ggplot2: Elegant Graphics for Data Analysis [Internet]*; Springer: New York, NY, USA, 2016; Available online: <https://ggplot2.tidyverse.org> (accessed on 29 August 2022).
31. Stepan, J.G.; London, D.A.; Boyer, M.I.; Calfee, R.P. Accuracy of Patient Recall of Hand and Elbow Disability on the QuickDASH Questionnaire Over a Two-Year Period. *J. Bone Jt. Surg.* **2013**, *95*, e176. [[CrossRef](#)]