

Pilot scale steam-oxygen CFB gasification of commercial torrefied wood pellets. The effect of torrefaction on the gasification performance

Di Marcello, Manuela; Tsalidis, Georgios Archimidis; Spinelli, Giacomo; de Jong, Wiebren; Kiel, Jaap H.A.

DOI

[10.1016/j.biombioe.2017.08.005](https://doi.org/10.1016/j.biombioe.2017.08.005)

Publication date

2017

Document Version

Final published version

Published in

Biomass & Bioenergy

Citation (APA)

Di Marcello, M., Tsalidis, G. A., Spinelli, G., de Jong, W., & Kiel, J. H. A. (2017). Pilot scale steam-oxygen CFB gasification of commercial torrefied wood pellets. The effect of torrefaction on the gasification performance. *Biomass & Bioenergy*, 105, 411-420. <https://doi.org/10.1016/j.biombioe.2017.08.005>

Important note

To cite this publication, please use the final published version (if applicable). Please check the document version above.

Copyright

Other than for strictly personal use, it is not permitted to download, forward or distribute the text or part of it, without the consent of the author(s) and/or copyright holder(s), unless the work is under an open content license such as Creative Commons.

Takedown policy

Please contact us and provide details if you believe this document breaches copyrights. We will remove access to the work immediately and investigate your claim.



Research paper

Pilot scale steam-oxygen CFB gasification of commercial torrefied wood pellets. The effect of torrefaction on the gasification performance



Manuela Di Marcello^a, Georgios Archimidis Tsalidis^{a,*}, Giacomo Spinelli^b,
Wiebren de Jong^{a,d}, Jaap H.A. Kiel^{a,c}

^a Delft University of Technology, Process and Energy Laboratory, Leeghwaterstraat 39, 2628 CB Delft, The Netherlands

^b University of Teramo, Department of Food Science, Faculty of Bioscience, Agrofood and Environmental Technology, Via C.Lerici 1, 64023 Mosciano. S. Angelo, TE, Italy

^c Energy research Centre of the Netherlands (ECN), P.O. Box 1, 1755 ZG Petten, The Netherlands

^d Faculty of Mathematics and Natural Sciences, Chemical Technology, Engineering and Technology Institute of Groningen, Nijenborgh 4, 9747 AG Groningen, The Netherlands

ARTICLE INFO

Article history:

Received 24 January 2017

Received in revised form

29 July 2017

Accepted 7 August 2017

Keywords:

Gasification

Circulating fluidized bed

Torrefaction

Magnesite

Tar

Wood

ABSTRACT

Torrefaction is a promising biomass upgrading technology as it makes biomass more coal alike and offers benefits in logistics and handling operations. Gasification is an attractive thermochemical conversion technology due to its flexibility in the product gas end-uses. Therefore, it is valuable to investigate whether additional benefits are foreseen when torrefaction is coupled with gasification. Therefore, two commercial torrefied wood fuels and their parent materials are gasified at 800–850 °C under atmospheric steam-oxygen circulating fluidized bed gasification conditions and magnesite as bed material. The torrefied feedstocks consisted of wood residues torrefied by Topell at 250 °C (Topell black), and mixed wood and wood residues torrefied by Torrcoal at 300 °C (Torrcoal black). The gasification results show that torrefaction resulted in an increased gas quality, as it yielded higher H₂ and CO contents, a decrease of the CO₂ content, increased gas yield and a significant decrease of the total tar content for both feedstocks. For the Torrcoal samples, torrefaction resulted in a decrease in the carbon conversion efficiency (CCE). In addition, the cold gas efficiency (CGE) remained approximately the same due to the increase in the H₂ and CO contents. The Topell samples showed an increase in the CCE and CGE upon torrefaction, but this could be attributed to a significant grinding in the screw feeder. It is generally concluded that both torrefied fuels may offer benefits as a feedstock for steam-oxygen blown circulating fluidized bed gasification, in particular in terms of gas quality and yield.

© 2017 The Author(s). Published by Elsevier Ltd. This is an open access article under the CC BY license (<http://creativecommons.org/licenses/by/4.0/>).

1. Introduction

Biomass is considered as a potentially carbon neutral energy source. However, due to its price, moisture content, heterogeneous composition and cost of logistics, it is not yet ideal for many thermal conversion applications. Therefore, efforts are being made to develop upgrading processes which convert biomass into a fuel with superior properties in terms of logistics and end-use.

Torrefaction is a thermochemical process, carried out in an oxygen-deficient atmosphere at typically 230–300 °C. During

torrefaction the biomass becomes more coal alike; its energy density increases (on mass basis), it becomes more hydrophobic, more brittle and its O/C and H/C molar ratios decrease. Furthermore, if torrefaction is combined with a densification step, the energy density increases on a volumetric basis and its logistics and handling operations are improved [1]. In addition, life cycle assessment studies have shown that torrefied wood offers environmental benefits in global warming impact when it is used for energy applications, such as co-firing with coal for electricity generation [2] and transportation fuels production [3].

Various types of gasification exist based on the applied reactor type. Fluidized bed gasification is a technology which shows benefits in feedstock flexibility and scale-up opportunities. In their

* Corresponding author.

E-mail address: g.a.tsalidis@tudelft.nl (G.A. Tsalidis).

handbook on gasification, Roracher et al. [4] describe that there are various operational fluidized bed gasification plants globally; such as large scale coal and biomass plants with capacities up to the order of magnitude of 100 MW_{th} output. The gasifier product gas is fired in lime kilns or dedicated boilers, or it is co-fired with coal for power generation or CHP. The characteristics of the fluidized bed gasification of biomass have been studied extensively using smaller scale facilities. In these experimental studies, the focus was put mainly on the cold gas efficiency (CGE), the carbon conversion efficiency (CCE), the permanent gas composition and the tar content [5,6].

So far, only limited studies [7–11] have investigated the effect of torrefaction on permanent gas composition and tar content during fluidized bed gasification of biomass. Furthermore, these studies were restricted to bubbling fluidized bed gasification and the feedstocks used were torrefied on a small scale by the researchers themselves, except for the study by Kulkarni et al. [10] who acquired their feedstock from the American company, New Biomass Energy, LLC. In general, these authors concluded that torrefaction did not have a positive influence on gasification performance, with respect to CCE and CGE. In addition, they reported a limited effect on permanent gas composition and a reduction of the total tar content. Among these studies, only Kwapinska et al. reported deviating results regarding the effect of torrefaction on the H₂ content and on the total tar content. Berruoco et al. [8] performed lab-scale steam-oxygen gasification of Norwegian spruce and forest residues at 850 °C. They reported that increasing the torrefaction temperature from 225 to 275 °C resulted in a marginal increase of the H₂ and CO contents and a decrease of the total tar content, up to 85% and 66% for forest residues and spruce, respectively. Furthermore, they presented that due to torrefaction the char and gas yields increased; whereas, the CGE did not show a clear trend. Sweeney [7] performed steam gasification of wood at 788 °C but without mentioning the conditions of torrefaction. The author reported the same effects of increasing torrefaction severity as Berruoco et al. with respect to the H₂ content and tar content. On the other hand, Sweeney reported a reduction in both CCE and CGE due to torrefaction. Woytiuk et al. [11] performed steam-air gasification at 900 °C of willow and torrefied willow at four different temperatures. These authors reported that increasing torrefaction temperature resulted in an increase of the H₂ content and a decrease of the tar content by 47%, when the torrefaction temperature reached or exceeded 260 °C. In contrast with studies mentioned above, the CO content remained unaffected. Kulkarni et al. [10] performed air-blown gasification of pine wood at 935 °C. These authors do not report the torrefaction conditions; they concluded that torrefaction led to a decrease in CGE and to minor changes in product gas constituents' compositions, the H₂ content increased and the CO content decreased. Lastly, Kwapinska et al. [9] performed air-blown gasification of miscanthus × giganteus (M × G) at 850 °C. However, due to the fact that the miscanthus is not a woody type of biomass, their findings are not included in this study.

As presented above, there has been limited and, in several aspects, contradictory research on the effect of torrefaction on the permanent gas composition, CCE, CGE and tar content during fluidized bed gasification of biomass. Furthermore, so far only one publication [10] has considered commercially produced torrefied wood and no studies have evaluated the effect of heavily torrefied conditions (torrefaction at 300 °C) in wood gasification. No research has been carried out, to our best knowledge, on the impact of torrefaction on the steam-oxygen circulating fluidized bed gasification of wood. Thus, the goal of this study is to investigate the influence of torrefaction on permanent gas composition, tar content, CCE and CGE during steam-oxygen circulating fluidized bed gasification of commercial torrefied wood.

2. Materials and methods

2.1. Experimental test rig geometry and analytical methods

The experimental facility at TU Delft consisted of a 100 kW_{th} circulating fluidized bed gasifier (CFBG) followed by a woven ceramic four-candle filter unit (i.e. BWF) operating at 450 °C, and equipped with a gas supply system, a solids supply system and analytical equipment. A schematic of the experimental rig is presented in Fig. 1. Detailed information on the experimental rig has been described elsewhere [12]. Gas and tar were sampled at different locations in the rig. The gas was sampled from the G.A. point downstream the riser and analyzed on-line using a Varian μ -GC CP-4900 equipped with two modules, which measured the volumetric concentration of CO, H₂, CH₄, CO₂ and N₂ (1 m CO_x column) and benzene, toluene and xylenes, also coded as BTX (4 m CP-Sil5 CB column). The gas composition data from the μ -GC are obtained in intervals of 3 min. In addition, an NDIR analyzer (Hartmann & Braun Uras 10P) monitors CO₂ and CO and a paramagnetic analyzer measures the oxygen concentration (Hartmann & Braun Magnos 6G) with a time interval of 2s. The water content in the product gas was analyzed via sampling a measured flowrate of product gas for a determined timeframe. The gas was cooled in a condenser immersed in a mixture of ice, water and salt. The weight of the condenser was measured at the beginning and at the end of the test. The tar content of the product gas was sampled from the T.P. point downstream the BWF filter according to the tar standard [13] method. The tar samples were analyzed using an HPLC equipped with a UV and fluorescence detector (Knauer), and a reverse phase column (Kromasil Eternity C18 5 μ m 150 × 4.6 mm). 20 μ L of filtered sample were injected in the column and a gradient elution with methanol – water was performed for 50 min. The UV detector was set at 254 nm. The quantification was performed by external calibration using triplicate data point and, using standard tar compounds in an appropriate concentration range. All coefficients of determination (R²) exceeded 0.990.

2.2. Biomass feedstock

Four samples of biomass feedstock were tested, two commercial torrefied woods and their parent materials; all samples were in pellet form. Two Dutch companies supplied the fuels, Torri[®]Coal International B.V. and Topell Energy B.V. Topell torrefied pellets (coded as Topell black) consisted of forestry residues torrefied at 250 °C for a less than 5 min with the Torbed[®] technology, which utilizes a heat carrying medium, blown at high velocities through the bed bottom to acquire a high heat transfer. The Topell black pellets had an outer diameter of 8 mm and a length of approximately 2 cm, and untreated Topell pellets (made from the same residues and coded as Topell white) had an outer diameter of 6 mm and a length of approximately 2 cm. The Torricoal torrefied pellets (coded as Torricoal black) consisted of mixed wood, i.e. coniferous and deciduous wood, and residues from Dutch, Belgian and German forests, which were torrefied at 300 °C for less than 10 min in a rotary drum reactor. Both Torricoal black pellets and untreated Torricoal wood pellets (coded as Torricoal white) had an outer diameter of 6 mm and a length of approximately 2 cm. The elemental analysis, proximate analysis and torrefaction degree of the samples are presented in Table 1. The latter was calculated based on the anhydrous weight loss or the reduction of the volatile content upon torrefaction divided by the initial volatile content on an a dry basis. The elemental composition of all feedstocks has been analyzed at the University of L'Aquila, Italy, with a PerkinElmer Series 2 CHNS/O 2400 analyzer. The proximate analysis was

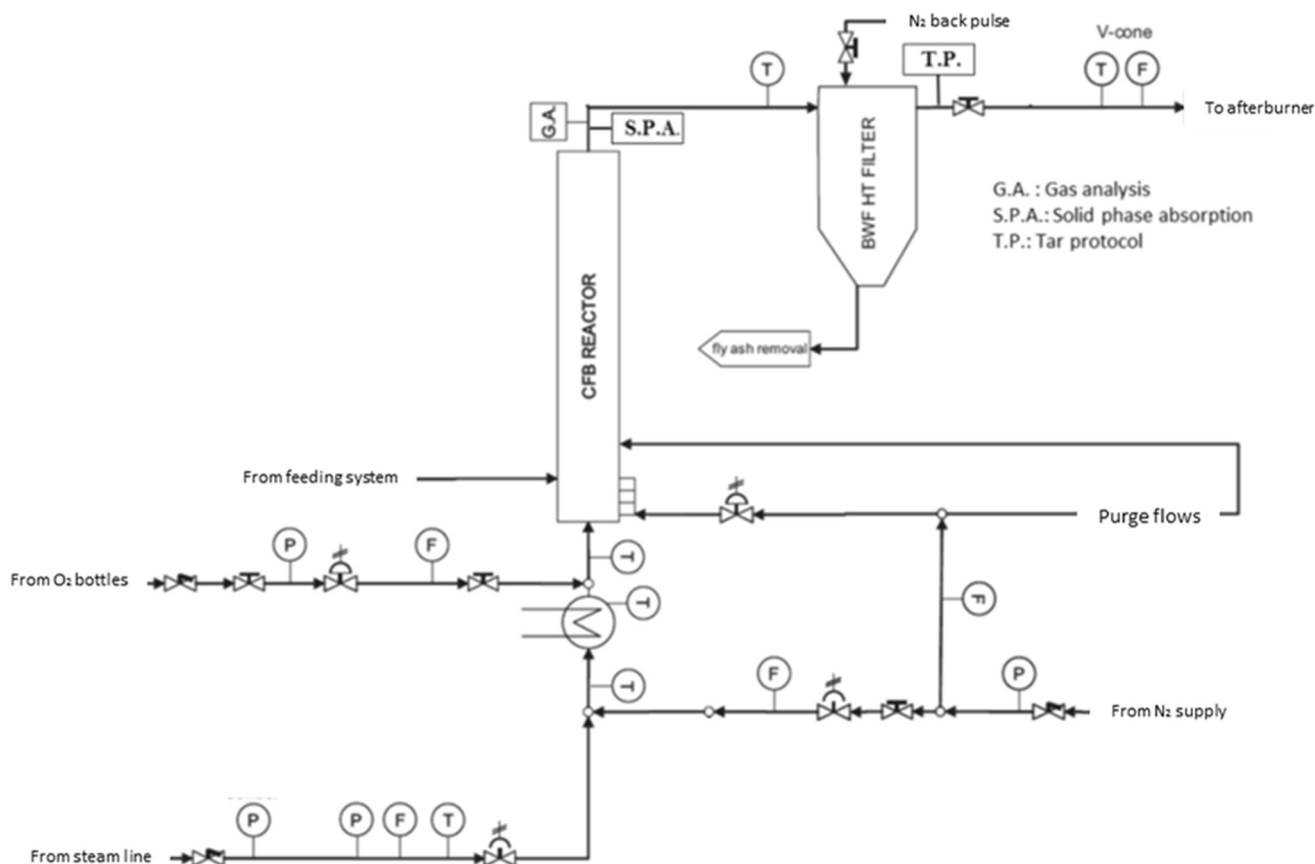


Fig. 1. TU Delft CFBG experimental test rig.

Table 1
Biomass feedstock ultimate and proximate analysis.

Biomass	Ultimate analysis, wt%					Proximate analysis, wt%				LHV ^{c,d}	Torrefaction degree ^f
	C ^a	H ^a	N ^a	S ^a	O ^{a,b}	Moisture ^a	Volatile matter ^c	Fixed carbon ^c	Ash ^e		
Topell white	45.6	5.6	0.2	0.7	39.4	6.5	79.3	19.2	1.5	16.9	–
Topell black	47.6	5.4	0.3	0.7	36	7.5	72.3	25.4	2.3	17.3	8.8
Torrcoal white	46.6	5.8	0.2	0.8	39.7	5.9	76.8	21.8	1.4	17.3	–
Torrcoal black	53.5	5.2	0.5	0.7	34.0	4.1	66.2	32.2	1.6	19	13.8

^a On a.r. basis.

^b O content is calculated by difference.

^c Calculated based on [16].

^d MJ.kg⁻¹.

^e On dry basis.

^f %, the torrefaction degree was calculated based on the anhydrous weight loss or the reduction of the volatile content upon torrefaction divided by the initial volatile content on a dry basis.

performed via thermogravimetric analysis at the Technical University of Delft. For this purpose a Thermal Advantage SDT Q600 thermogravimetric analyzer (TGA) was used. Detailed information on the TGA procedure has been described elsewhere [14]. Based on the elemental analysis data of the feedstock samples and based on the data for various fuels obtained from the Phyllis2 online database [15], a Van Krevelen diagram (Fig. 2) was drawn that shows the changes in the woody feedstocks due to torrefaction. It is confirmed that torrefaction decreased the O/C and H/C ratios for both wood feedstocks and, even though Topell white and Torrcoal white have approximately spot in the diagram, the higher torrefaction temperature for the Torrcoal black feedstock resulted in lowering both ratios more than for the Topell black feedstock.

2.3. Bed material

Calcined magnesite was used as the bed material in this paper. Calcined magnesite is a mineral consisting mainly of MgO and smaller fractions of Fe₂O₃, CaO, and silica. Detailed information regarding the constituents, price and particle size distribution of the bed material can be found in a previous study from our group [12].

2.4. Gasification parameters

The gasification experiments were performed at approximately 805–852 °C and atmospheric pressure. The experiments were carried out varying the equivalence ratio (ER) and the steam to

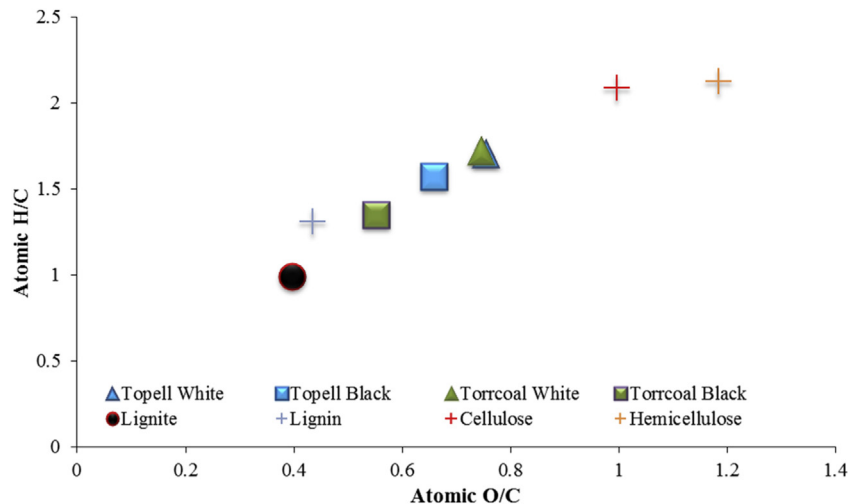


Fig. 2. Van Krevelen diagram for the tested biomass feedstocks compared with lignite and bio-polymers (source for untested samples is the Phyllis2 database [15]).

biomass ratio (SBR) as presented in Table 2.

3. Results and discussion

All the results presented in this paper are measured during representative steady state time frames. A typical dry gas composition over time graph during steady state operation of the gasifier is presented in Fig. 3.

The permanent gas (vol%) and the tar species concentrations ($\text{g}\cdot\text{Nm}^{-3}$) are presented on a dry and nitrogen-free (dnf) basis. The CO , CO_2 , H_2 , CH_4 , and BTX contents presented are the average values during the steady state operation. Moreover, the standard deviations of these gas species are presented. On the other hand, the moisture content (vol%) of the product gas is presented on a wet basis. For water, no standard deviation value is presented due to the nature of the measurement method used. As described above, during the steady state only one measurement for quantification of the water content was performed. The tar yield ($\text{g}\cdot\text{kg}^{-1}\text{daf}$) is presented on a dry ash-free (daf) basis of supplied feedstock. Finally, key performance indicators based on mass balance calculations are reported.

3.1. Feedstock characterization

The four samples were characterized concerning their slow devolatilization behavior in a N_2 -atmosphere. The changes in mass loss rate versus temperature curves, as presented in Fig. 4, are generally reported to be due to changes in chemical composition during torrefaction. For both torrefied feedstocks, the “shoulder” on the left side of the peak has disappeared, which is generally attributed to the (partial) conversion of the hemicellulose fraction

in lignocellulosic biomass feedstock [17]. As a consequence, both torrefied feedstocks are expected to contain higher lignin and cellulose contents than their parent materials. Demirbas [18] reported that a higher lignin content results in a higher fixed carbon content, which was found for both feedstocks in this study as well (see Table 1).

3.2. Effect of torrefaction on gasification

Torrefaction had an impact on the product gas composition for Topell and Torrcoal feedstocks, as shown in Figs. 5 and 6. Torrefaction resulted in a decrease in CO_2 (approximately 4% dnf), an increase of CO (approximately 3% dnf), a minimal increase of H_2 (approximately 2.3% dnf) and a minimal decrease of CH_4 . The change of each permanent gas species cannot be discussed in isolation from the others due to the chemical reactions taking place in the gasifier simultaneously. The decrease of the CO_2 is attributed to the torrefaction conditions, as the CO_2 is the gas that is released in larger amounts at low temperatures due to hemicellulose devolatilization [17]. On the other hand, main sources for the release of CO are cellulose and lignin, as reported by Wu et al. [19]. In addition, as torrefaction results in lowering the volatile content and the H content of the fuel, the slight increase in the H_2 content in Topell black and Torrcoal black experiments was not expected. This increase can be attributed to steam reforming reactions; due to the higher fixed carbon content of the torrefied material more char is available to react with steam under our process conditions. Lastly, the water content of the product gas is presented in the graphs. The water content in the product gas during Torrcoal black and Topell black experiments was lower than the parent materials. As the water measurement is not considered the most accurate, the

Table 2
Experimental matrix.

Test	Biomass	Date (dd-mm-yy)	Fuel flow rate ($\text{kg}\cdot\text{h}^{-1}$)	ER (-)	SBR ^a (-)	Temperature ($^{\circ}\text{C}$)	Pressure (bar)	Steady state (min)
1	Topell white	19-02-15	12.0	0.31	1.00	845	1.2	126
2	Topell black	28-05-15	12.0	0.30	1.00	840	1.3	98
3	Topell black	10-12-14	12.0	0.20	1.30	805	1.2	70
4	Topell black	29-05-15	12.0	0.36	0.85	842	1.2	200
5	Torrcoal white	13-07-15	12.4	0.36	0.85	843	1.1	120
6	Torrcoal black	10-07-15	12.1	0.36	0.85	852	1.1	180

^a The SBR is calculated on an “as received” basis.

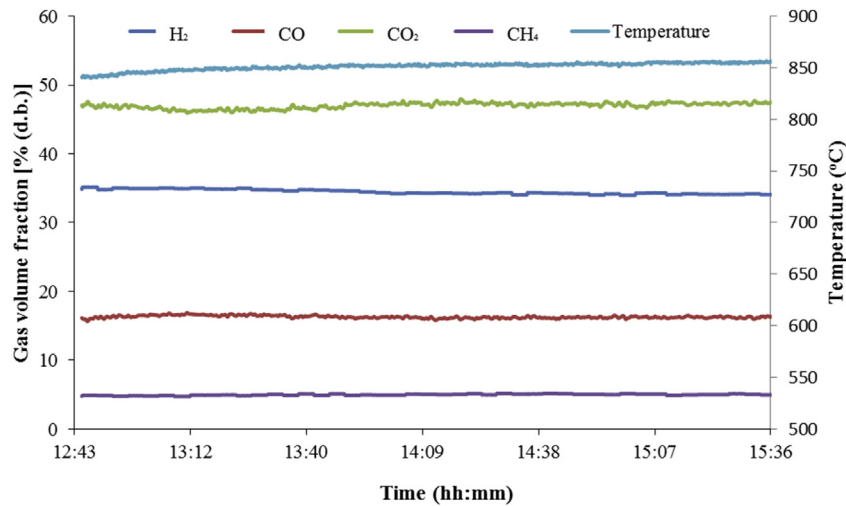


Fig. 3. Gas composition and average gasifier temperature during steady state gasifier operation (Test 6 with Torrocoal black).

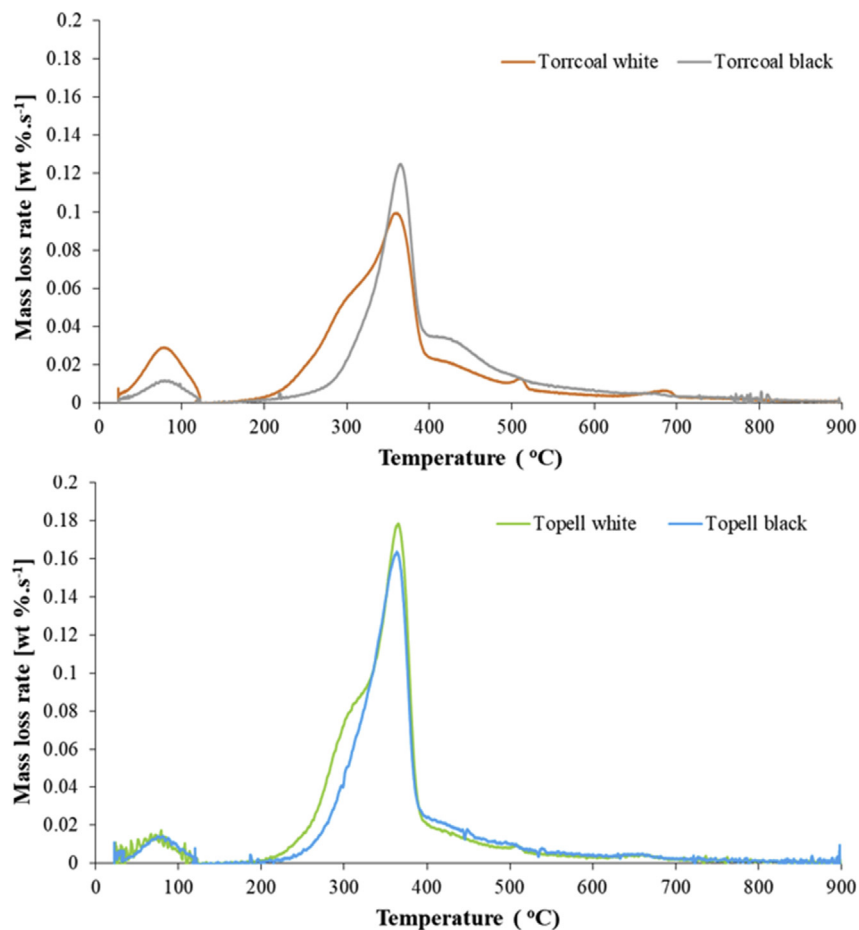


Fig. 4. Rate of mass loss vs temperature (dTG) curves for slow devolatilization of untreated and torrefied Topell (upper panel) and Torrocoal (lower panel) samples ($HR = 20 \text{ }^\circ\text{C}\cdot\text{min}^{-1}$, $N_2 = 100 \text{ ml min}^{-1}$).

modified SBR^* value was calculated, which consists of the total water (steam and biomass moisture) ratio to dry biomass input, to investigate whether the different moisture contents of untreated and torrefied material influence this observation. It is found that the SBR^* is the same among the Topell feedstocks and slightly different between the Torrocoal feedstocks, 0.98 and 0.95 for

Torrocoal white and Torrocoal black, respectively.

Both feedstocks' results are mostly in agreement with literature. Several authors gasified wood that was torrefied at conditions relevant to Topell black [7,8,10,11]. However, even though the effect of torrefaction on the H_2 and CH_4 contents is the same, contradictions exist for the CO and CO_2 contents. These differences for the CO

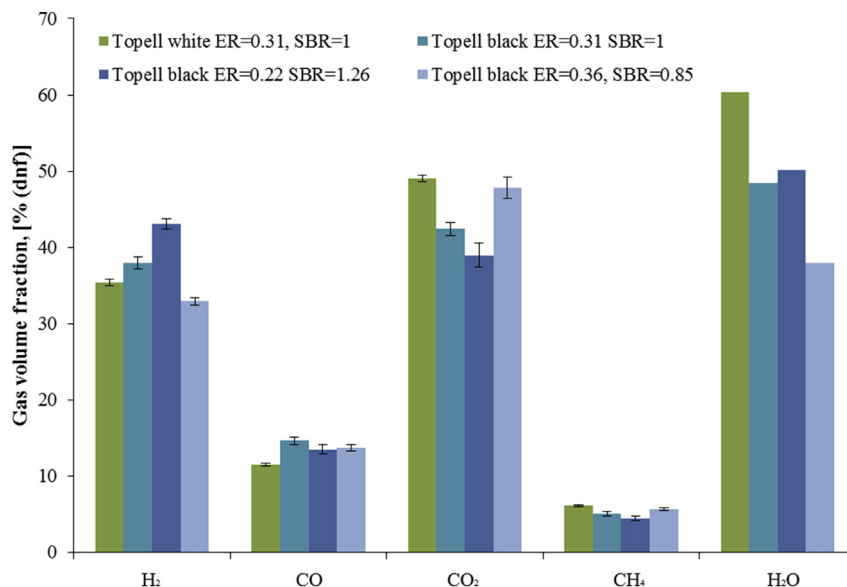


Fig. 5. Gas composition measured during Topell experiments [dnf basis for permanent gases, wet basis for water (at 850 °C)].

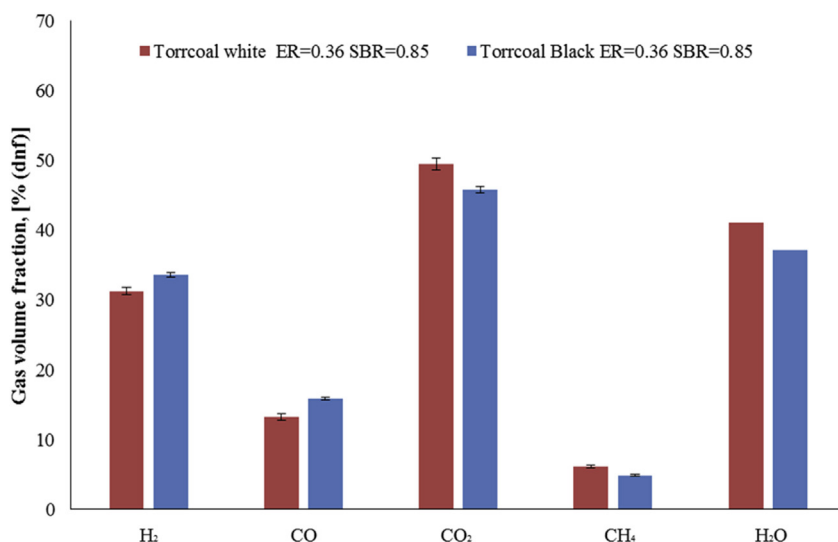


Fig. 6. Gas composition measured during Torrcoal experiments [dnf basis for permanent gases, wet basis for water (at 850 °C)].

and CO₂ behaviors exist due to the different gasification conditions. For example, Berruoco et al. [8] who performed experiments with the most relevant conditions compared to this study (at 850 °C, 1 bar, with oxygen and steam), reported the same effect like us in CO, H₂ and CH₄ contents, but not for the CO₂ content. This reduction in the CO₂ content in our study may be due to a higher activity of the Boudouard reaction with torrefied feedstocks because of the higher availability of carbon in the torrefied feedstock. In addition, the lower volatile matter content of the torrefied biomass (7% and 10% less for Topell black and Torrcoal black, respectively) is expected to result in a lower primary tars formation. The latter would permit a lower steam demand for reforming of the hydrocarbons and, thus, a higher steam availability for the water-gas-shift (WGS) and char gasification reactions.

The variability in the ER and SBR values in the Topell black experiments resulted in changes in the H₂ and CO₂ contents, as expected. Increasing the SBR and decreasing the ER resulted in

increasing the H₂ content in the product gas. On the other hand, the CO content remained the same. The latter may be attributed to the WGS reaction which worked as a stabilizing factor, if SBR increased and ER decreased, part of produced CO may react with the extra steam to produce H₂ and CO₂. In addition, Topell black (Tests 3) and Torrcoal black (Test 5) have been gasified using the same ER and SBR values. The limited differences in product gas composition are attributed to differences in wood origins and in torrefaction conditions (more severe for Torrcoal black than for Topell black).

Based on the μ -GC analysis of the product gas, torrefaction generally resulted in a reduced BTX content (see Figs. 7 and 8). According to Yu et al. [20], who studied tar formation of all three individual biomass components, i.e. cellulose, hemicellulose and lignin, BTX originates primarily from hemicellulose and cellulose, and secondly from lignin. As torrefaction leads to a decrease in the hemicellulose content, a reduction in the BTX was to be expected. Moreover, the reduction is larger for Torrcoal black which is

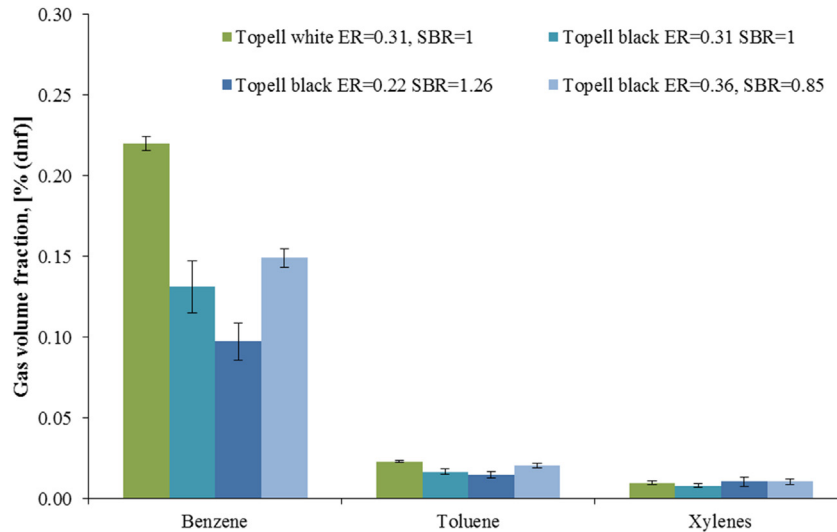


Fig. 7. BTX composition measured during Topell experiments (at 850 °C).

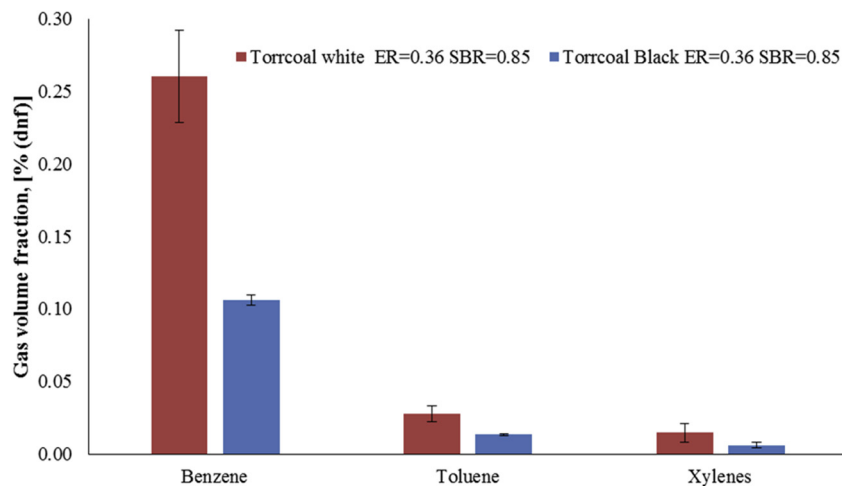


Fig. 8. BTX composition measured during Torrcoal experiments (at 850 °C).

torrefied at higher temperature than Topell black, indicating a larger decrease in the hemicellulose content for the Torrcoal black. The most affected BTX species is the benzene for both feedstocks.

Torrefaction resulted in a reduction in the total tar content in the product gas for both feedstocks (Fig. 9). For each tar compound, Torrcoal white resulted in higher concentrations than Topell white, although under different gasification conditions (ER and SBR). Torrefaction resulted in a larger reduction of the total tar content for Torrcoal black. Moreover, all the tar compounds concentrations decreased in the Torrcoal black experiments, while for the Topell black all the tar compounds lighter than ethylbenzene decreased. This reduction in the total tar content during fluidized bed gasification due to torrefaction has been reported before in literature [7,8,10]. As torrefaction decreases the volatile matter content of the feedstock, a lower amount of primary tars is released in the devolatilization step in the gasifier. As a consequence, a lower amount of secondary and tertiary tars may be expected as well. Therefore, a more severe torrefaction, as in case of Torrcoal black, will lead to a larger reduction in volatile matter content and, therefore, in less tar formation.

Since the total tar content was affected by torrefaction, the

individual tar classes were affected as well (see Fig. 10). For Topell black, Class 3 and Class 4 tars decreased by 37% (from 2.66 to 1.67 g.Nm⁻³) and 26% (from 2.0 to 1.5 g.Nm⁻³), respectively. Class 5 tars shows a slight, but not significant increase, from 0.14 to 0.18 g.Nm⁻³. The total tar concentration reductions and the total tar yield reduction were approximately 30% and 40%, respectively. Class 3 tars were decreased mainly due to a decrease in toluene. The decrease in Classes 3, 4 and 5 was much larger for Torrcoal black; it was approximately 50%, 61% and 82%, respectively. Class 3 tars decreased 3.0 to 1.5 g.Nm⁻³, Class 4 tars decreased from 3.2 to 1.2 g.Nm⁻³ and Class 5 tars decreased from 0.5 to 0.1 g.Nm⁻³. This large reduction in the total tar content and total tar yield derived from the reduction of toluene and naphthalene, which decreased more than 40%. Lastly, Class 2 tars (phenol in Fig. 9) totally converted. This decrease in phenol content was not expected as Torrcoal black is expected to contain more lignin than Torrcoal white. However, it can be explained, as it is reported before that the presence of H₂ in the product gas enhanced significantly the hydrodeoxygenation of the oxygenated tar compounds [21].

The simultaneous increase in ER and decrease in SBR resulted for Topell black in no significant changes in total tar concentration

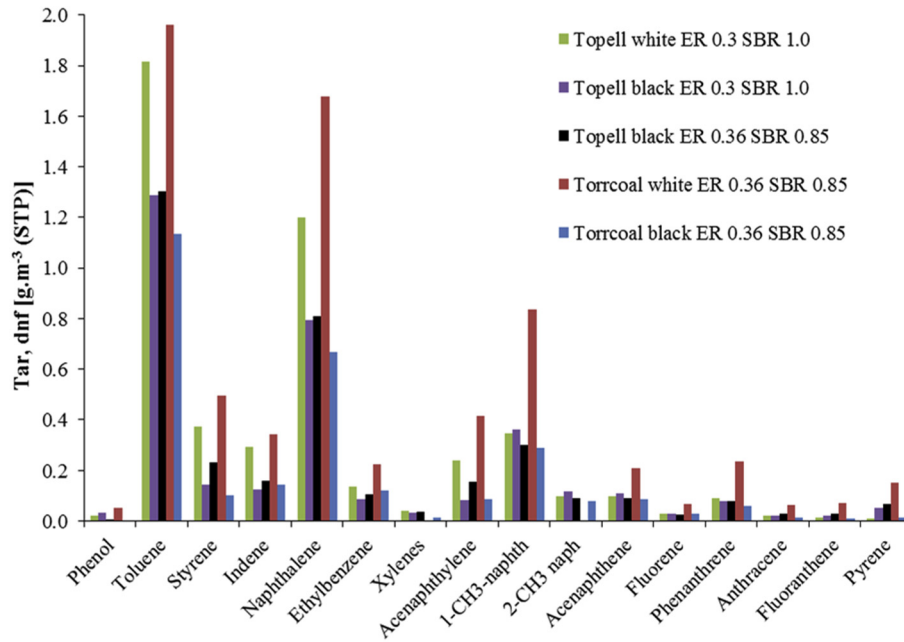


Fig. 9. Tar concentrations measured during Topell and Torrcoal experiments (at 850 °C).

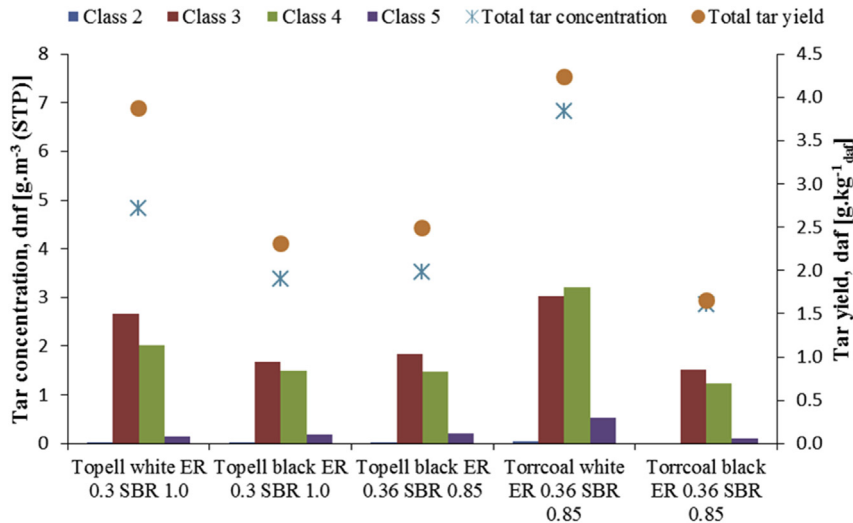


Fig. 10. Total tar concentration, total tar yield and tar class concentrations measured during Topell and Torrcoal experiments (at 850 °C).

and yield (Figs. 9 and 10). However, small changes did occur in almost all the individual tar compounds. The combined increase in ER and decrease in SBR resulted in converting the phenol. The latter is among the reasons why, the relative fraction of Class 3 tars increased, whereas, the Class 4 tars relative fraction decreased.

Based on mass balance calculations, various process key performance indicators were calculated, such as CCE, CGE, molar ratio of H_2/CO , gas yield, etc. (Table 3). For the Torrcoal samples, torrefaction resulted in a decrease in CCE, while the opposite was observed for the Topell samples. While the former was expected as a result of the lower volatile matter content [7,8,10], the latter was not. As described before [12] the feeding system consisted of a screw feeder which also grinds the biomass pellets during operation. By disconnecting the feeder from the gasifier and collecting and analysing the material downstream the feeding screw, it was found that the average particle size of Topell black was significantly


smaller than the average particle size of Topell white (Fig. 11). Apparently, this was due to a more severe grinding caused by the larger diameter of the Topell black pellets in combination with the increased brittleness resulting from the torrefaction. Siedlecki and de Jong [22] have reported that a smaller particle size will lead to a higher burnout rate (i.e. a higher CCE) and tar yield, which it did. Related to the increased CCE and CGE, the LHV of the gas increased as well. In addition, it was also checked if the deviating result for the Topell samples could be explained by the sub-optimal recirculation conditions or the high absolute pressure in the riser in the Topell white experiments. Therefore, the differential pressures measurements of the reactor were checked, but this was not the case.

For the Torrcoal samples, the particle size distribution after the feeder was not determined. Because of the more severe torrefaction conditions leading to an even further increased

Table 3

Overview of the CFB gasification experiments and key performance indicators.

	Topell white	Topell black	Topell black	Topell black	Torrcoal white	Torrcoal black
Test	1	2	3	4	5	6
ER	0.31	0.30	0.20	0.36	0.36	0.36
SBR	1.00	1.00	1.3	0.85	0.85	0.85
CCE	74.7	79.0	82.4	81.6	100.2	92.5
CGE	45.0	54.4	63.4	49.0	56.2	56.0
H ₂ /CO ratio	3.1	2.6	3.2	2.4	2.4	2.1
Gas yield ^a	1.3	1.5	1.6	1.4	1.6	1.7
LHV ^b	6.8	6.9	7.1	6.5	6.5	6.3
LHV ^c	8.1	10.1	11.7	9.1	10.4	11.4

^a In Nm³_{dry}·kg_{dar}⁻¹.^b In MJ·Nm⁻³.^c In MJ·kg_{dar}⁻¹.**Fig. 11.** Particle size reduction due to feeding system; the top and bottom panels consist of Topell white and Topell black, respectively. The two images on the right have been zoomed.

brittleness, one might expect even smaller particle sizes for Torrrcoal black than for Topell black. However, due to the smaller pellet size, the grinding effect of the feeder was probably much smaller. For the Torrrcoal samples, torrefaction led to a decrease in CCE, but the CGE remained the same. The latter can be attributed to the increase of the H₂ and CO contents. Finally, for both feedstocks torrefaction resulted in an increase in the gas yield as reported before [7,8,10].

4. Conclusions

Torrefaction, when combined with a densification step, offers benefits in logistics and handling operations. Therefore, in this study, steam-oxygen blown circulating fluidized bed gasification experiments at 850 °C have been performed with commercial torrefied woods and their parent materials in order to investigate the impact of torrefaction under our conditions. The examined operational conditions were relevant to typical operating conditions in practical applications.

It is concluded that torrefaction affected the gasification

performance of both woody feedstocks the same way with respect to the permanent gas composition, gas yield and total tar content, but in different ways regarding the CCE and CGE. Torrefaction resulted in an increased gas quality, as it yielded higher H₂ and CO contents, a decrease of the CO₂ content, and a significant decrease of the total tar content. For Topell black, the decrease in the tar content concerned Class 3 and 4 tars, whereas, for Torrrcoal black this decrease was larger and it concerned all tar classes. Moreover, in both cases torrefaction resulted in an increased gas yield in the gasifier. For the Torrrcoal samples, torrefaction resulted in a decrease in CCE as expected based on the decrease in volatile matter content. The CGE remained approximately constant due to an increase in H₂ and CO content in the product gas. The Topell samples showed an increase in CCE and CGE upon torrefaction, which could be attributed to a significant grinding in the screw feeder. In addition to the benefits of torrefaction in logistics and handling, it is generally concluded that both torrefied fuels may offer benefits as a feedstock for steam-oxygen blown circulating fluidized bed gasification, in particular in terms of gas quality and yield.

Acknowledgements

This work was part of the activities carried out in the framework of the FP7 (Infrastructures) European project “Biofuels Research Infrastructure for Sharing Knowledge (BRISK)” – project no. 284498, and of the Dutch National TKI-BBE project “INVENT Pre-treatment”, project no. TKIBE01011, for investigation and improvement of torrefaction technologies. Finally, the authors thank Mara del Grosso and Andrea De Profetis for their help during the gasification experiments, and Daniel van Baarle and Martijn Karsten for their technical assistance.

References

- [1] M.J.C. van der Stelt, H. Gerhauser, J.H.A. Kiel, K.J. Ptasiński, Biomass upgrading by torrefaction for the production of biofuels: a review, *Biomass Bioenergy* 35 (2011) 3748–3762, <http://dx.doi.org/10.1016/j.biombioe.2011.06.023>.
- [2] G.A. Tsalidis, Y. Joshi, G. Korevaar, W. de Jong, Life cycle assessment of direct co-firing of torrefied and/or pelletised woody biomass with coal in The Netherlands, *J. Clean. Prod.* 81 (2014) 168–177, <http://dx.doi.org/10.1016/j.jclepro.2014.06.049>.
- [3] G.A. Tsalidis, F. El Discha, G. Korevaar, W. de Jong, J.H.A. Kiel, An LCA-based evaluation of biomass to transportation fuels production and utilization pathways, (2017).
- [4] H. Roracher, A. Gredinger, L.S. Angrill, U. Seifert, Y. Neubauer, S. Dasappa, V. Bush, W. Prins, T.R. Miles, U. Henriksen, D. Bräkow, F. Dalimier, J. van Bennekom, M. Hauth, M.C.D. Blasi, M.L. He, R.C. Brown, M.A. Kruse, R. Buehler, D.D. Schmidt, *Handbook Biomass Gasification*, second ed., BTG Biomass Technology Group BV, 2012.
- [5] C. Higman, M. van der Burgt, *Gasification*, second ed., 2 edition, Gulf Professional Publishing, Amsterdam, Boston, 2008.
- [6] M. Siedlecki, W. de Jong, A.H.M. Verkooyen, Fluidized bed gasification as a mature and reliable technology for the production of bio-syngas and applied in the production of liquid transportation fuels—a review, *Energies* 4 (2011) 389–434, <http://dx.doi.org/10.3390/en4030389>.
- [7] D.J. Sweeney, Performance of a Pilot-scale, Steam-blown, Pressurized Fluidized Bed Biomass Gasifier, University of Utah, 2012. <http://content.lib.utah.edu/cdm/ref/collection/etd3/id/2060>. (Accessed 22 October 2013).
- [8] C. Berruoco, J. Recari, B.M. Güell, G. del Alamo, Pressurized gasification of torrefied woody biomass in a lab scale fluidized bed, *Energy* 70 (2014) 68–78, <http://dx.doi.org/10.1016/j.energy.2014.03.087>.
- [9] M. Kwapinska, G. Xue, A. Horvat, L.P.L.M. Rabou, S. Dooley, W. Kwapinski, J.J. Leahy, Fluidized bed gasification of torrefied and raw grassy biomass (*miscanthus* × *gigantenus*). The effect of operating conditions on process performance, *Energ. Fuel.* 29 (2015) 7290–7300, <http://dx.doi.org/10.1021/acs.energyfuels.5b01144>.
- [10] A. Kulkarni, R. Baker, N. Abdoulmoumine, S. Adhikari, S. Bhavnani, Experimental study of torrefied pine as a gasification fuel using a bubbling fluidized bed gasifier, *Renew. Energy* 93 (2016) 460–468, <http://dx.doi.org/10.1016/j.renene.2016.03.006>.
- [11] K. Woytiuk, W. Campbell, R. Gerspacher, R.W. Evitts, A. Phoenix, The effect of torrefaction on syngas quality metrics from fluidized bed gasification of SRC willow, *Renew. Energy* 101 (2017) 409–416, <http://dx.doi.org/10.1016/j.renene.2016.08.071>.
- [12] M. Siedlecki, R. Nieuwstraten, E. Simeone, W. de Jong, A.H.M. Verkooyen, Effect of magnesite as bed material in a 100 kWth steam–oxygen blown circulating fluidized-bed biomass gasifier on gas composition and tar formation, *Energ. Fuel.* 23 (2009) 5643–5654, <http://dx.doi.org/10.1021/ef900420c>.
- [13] CEN/TS 15439, *Biomass Gasification – Tar and Particles in Product Gases – Sampling and Analysis*, European Committee for Standardization, Brussels, 2006.
- [14] G.A. Tsalidis, K. Voulgaris, K. Anastakis, W. de Jong, J.H.A. Kiel, Influence of torrefaction pretreatment on reactivity and permanent gas formation during devolatilization of spruce, *Energ. Fuel.* 29 (2015) 5825–5834, <http://dx.doi.org/10.1021/acs.energyfuels.5b01101>.
- [15] Energy research Centre of the Netherlands (ECN), Phyllis2, database for biomass and waste. <http://www.ecn.nl/phyllis2>, 2015. (Accessed 23 September 2016).
- [16] C. Sheng, J.L.T. Azevedo, Estimating the higher heating value of biomass fuels from basic analysis data, *Biomass Bioenergy* 28 (2005) 499–507, <http://dx.doi.org/10.1016/j.biombioe.2004.11.008>.
- [17] C. Branca, C. Di Blasi, A. Galgano, M. Broström, Effects of the torrefaction conditions on the fixed-bed pyrolysis of Norway spruce, *Energ. Fuel.* 28 (2014) 5882–5891, <http://dx.doi.org/10.1021/ef501395b>.
- [18] A. Demirbaş, Relationships between lignin contents and fixed carbon contents of biomass samples, *Energ. Convers. Manag.* 44 (2003) 1481–1486, [http://dx.doi.org/10.1016/S0196-8904\(02\)00168-1](http://dx.doi.org/10.1016/S0196-8904(02)00168-1).
- [19] C. Wu, Z. Wang, J. Huang, P.T. Williams, Pyrolysis/gasification of cellulose, hemicellulose and lignin for hydrogen production in the presence of various nickel-based catalysts, *Fuel* 106 (2013) 697–706, <http://dx.doi.org/10.1016/j.fuel.2012.10.064>.
- [20] H. Yu, Z. Zhang, Z. Li, D. Chen, Characteristics of tar formation during cellulose, hemicellulose and lignin gasification, *Fuel* 118 (2014) 250–256, <http://dx.doi.org/10.1016/j.fuel.2013.10.080>.
- [21] S. Thangalazhy-Gopakumar, S. Adhikari, R.B. Gupta, S.D. Fernando, Influence of pyrolysis operating conditions on bio-Oil components: a microscale study in a pyroprobe, *Energ. Fuel.* 25 (2011) 1191–1199, <http://dx.doi.org/10.1021/ef101032s>.
- [22] M. Siedlecki, W. de Jong, Biomass gasification as the first hot step in clean syngas production process – gas quality optimization and primary tar reduction measures in a 100_{kW} thermal input steam–oxygen blown CFB gasifier, *Biomass Bioenergy* 35 (2011) S40–S62, <http://dx.doi.org/10.1016/j.biombioe.2011.05.033>.