

Communication with Ambient Light using Digital Micromirror Devices

Blokker, Roy; Xu, Talia; Zúñiga Zamalloa, Marco A.

Publication date

2021

Document Version

Final published version

Published in

CEUR Workshop Proceedings

Citation (APA)

Blokker, R., Xu, T., & Zúñiga Zamalloa, M. A. (2021). Communication with Ambient Light using Digital Micromirror Devices. *CEUR Workshop Proceedings, 2996*.

Important note

To cite this publication, please use the final published version (if applicable).
Please check the document version above.

Copyright

Other than for strictly personal use, it is not permitted to download, forward or distribute the text or part of it, without the consent of the author(s) and/or copyright holder(s), unless the work is under an open content license such as Creative Commons.

Takedown policy

Please contact us and provide details if you believe this document breaches copyrights.
We will remove access to the work immediately and investigate your claim.

Communication with Ambient Light using Digital Micromirror Devices

Roy Blokker
Delft University of Technology
Delft, Netherlands

Talia Xu
Delft University of Technology
Delft, Netherlands

Marco A. Zúñiga Zamalloa
Delft University of Technology
Delft, Netherlands




Figure 1: Phone reflecting light as a mirror. This symbolises the main idea of our research. We utilize micro mirrors to transmit information via sunlight reflections and use the smartphone's camera as a receiver to decode those reflections.

ABSTRACT

Passive visible light communication (VLC) takes advantage of the pervasive nature of ambient light in our environment for wireless transmissions. The design of transmitters in passive VLC predominantly uses liquid crystal displays (LCDs). While LCDs are an economical choice with low power consumption, they lack some key properties that are desirable for passive VLC. For example, LCDs absorb more than half of the incident light, leaving only a small portion to be used for communication. In addition, since the direction of ambient can change over time, the relative positions of the LCDs and receivers have to be changed constantly to maintain the correct alignment.

To overcome these shortcomings, we propose the use of a novel transmitter with integrated optical fibres and digital micro-mirror devices (DMDs). DMDs are able to reflect up to 97% of the incident light, while the accompanying optical fibres aim to capture ambient light from various angles and guide them to the DMDs in a fixed direction. This design is a first step towards the goal of decoupling the direction of ambient light from the direction of the optical link, while achieving the same communication characteristics as LCDs with a much smaller device. We also design an App to allow users

to easily interact with the system and our evaluation shows that the link can achieve a data rate of 1bps at a distance of 30cm.

CCS CONCEPTS

• **Hardware** → **Wireless devices**; • **Computer systems organization** → *Embedded systems*.

KEYWORDS

Visible Light Communication, Passive Communication, Digital Micromirror Device (DMD)

1 INTRODUCTION

Visible Light Communication (VLC) is an emerging technology for wireless communication that has gained traction from both academia and industry in recent years. Compared to traditional radio frequency wireless communication, VLC has several advantages such as an unregulated wide bandwidth and high security. VLC can be further divided into two main areas: active and passive. In both areas, the intensity of the light is modulated at a speed that is invisible to the human eye, but can be received and decoded by optical receivers. In active VLC, the driver circuitry is modified to modulate message signals by varying the driving currents of an LED. In passive VLC, an external surface is used to modulate message signals by changing the characteristics of the light passing through or reflecting from the surface. Compared to active VLC, passive VLC has the advantage of exploiting the ambient light in our environment, without having the need to directly control the light source.

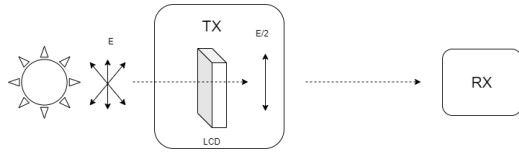


Figure 2: Light energy lost using an LCD: 50%

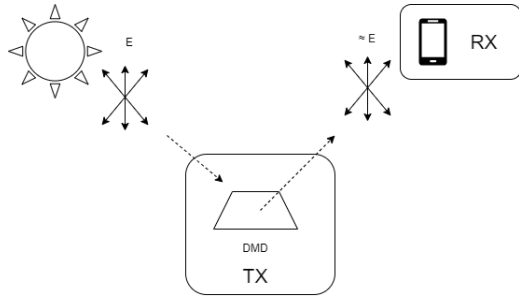


Figure 3: Light energy lost using a DMD: 3%

The majority of passive VLC systems proposed in the literature rely on the use of liquid crystal displays (LCDs) to modulate light [2][6][7][8][9][10], as shown in Figure 2. A LCD modulates the incoming light on its surface with two states: in the opaque state, the LCD surface absorbs the incident light (logic zero), and in the clear state, the LCD surface allows the incident light to pass through (logic one). However, as LCDs are only able to realize these two states in combination with polarizers, less than half of the incident light can typically pass through the surface in the clear state due to polarization mismatch. One device that is able to overcome this disadvantage is the digital micromirror device (DMD). A DMD is a small chip containing thousands of small mirrors with the size of less than 10 microns. DMDs are widely used in video projection technology (beamers), where every mirror represents a pixel. The mirrors can be switched to two fixed angles with respect to the surface normal, allowing two binary states to be sent by reflecting light (or not) towards the intended receiver.

In our work, we are trying to implement a communication link between a DMD and a smartphone. Smartphones have been used before as VLC receivers but mainly using active lights sources as transmitters (LEDs) [1][3][4][5]. In our design, the DMD reflects the modulated *ambient light* towards the camera of a smartphone, which is then decoded by an App and displayed on the screen.

2 OPTICAL AND MECHANICAL STRUCTURE

As the reflection off a DMD is primarily specular, the light source and the receiver have to be precisely aligned to establish an operational link. When sunlight is used as the light source in passive VLC, as the position of the sun changes in the sky throughout the day, its direction with respect to the DMD also changes. This causes the reflected light to be misaligned to the receiver, as shown in Figure 4, where the signal-to-noise ratio (SNR) can significantly deteriorate. To overcome this problem, we propose the integration of optical fibers and lenses into a passive VLC system, as shown in Figure 5. The sunlight is "collected" using a convex plano lens connected to

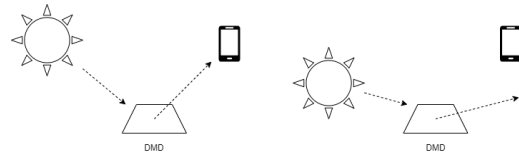


Figure 4: The sun moves during the day, therefore the reflected light changes direction

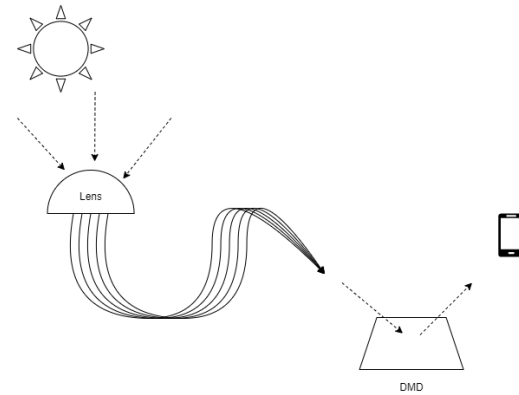


Figure 5: By using a lens to capture light, the movement of the sun doesn't influence the direction of the reflection




Figure 6: 3D printed light collector

multiple optical fibers. In this manner, the collected light is guided through the optical fibers and emitted directly onto the DMD. This allows the incident angle of the light on the DMD to remain the same regardless of the location of the sun. The design is shown in Figure 6, and the other end of the optical fibers, illuminating the DMD at a fixed angle, is shown in Figure 7.



Figure 7: DMD reflecting light coming from optic fibers




Figure 8: DLP 2000 by Texas Instruments

3 TRANSMITTER

For a proof of concept design, we choose the DLP2000 DMD from Texas Instrument. The DLP2000 DMD has an aperture size of 4.84mm by 3.26mm, as shown in figure Figure 8. In our design, all pixels of the DMD have the same state, and the entire DMD device acts as a single pixel with on and off states. A simple pulse width modulation (PWM) was chosen to transmit the data. When a logic one is sent, the light is reflected into the receiver for a certain time period and then not reflected for the same amount of time. When a logic zero is sent, the time that the light is not reflected into the receiver is doubled. This modulation scheme allows ones and zeros to be easily distinguish, in the expense of unequal transmit times for different symbols. To demonstrate our design, ASCII texts are sent over the optical link. The non-extended ASCII table contains characters that are all 8-bit long and start with a zero. Because there isn't a character of all ones a preamble is chosen containing eight ones and then a zero. Note that using mostly ones in the preamble is faster because zeros require more transmission time. The preamble is sent multiple times to make sure the receiver will be able to see it. After the preambles, the ASCII characters are sent. There is no limit to the number of characters that can be sent. The format of the data frame is shown in Figure 9.

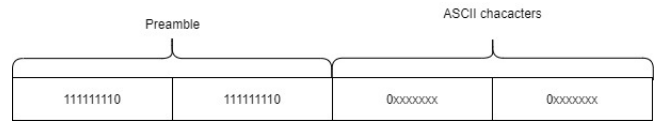


Figure 9: [Packet format




Figure 10: (1): Raw image. (2): Image tracking follows the DMD and draws a region of interest. (3): Only the ROI remains. (4): ROI is sent to image processing. (5): Image is converted to greyscale to determine the average pixel value.

4 RECEIVER

Images from the smartphone camera are captured and processed using an Android App. After selecting a region of interest, every captured frame is sent to an image processing pipeline, as shown in Figure 10. The region of interest makes the processing easier, as only a small part of the captured image needs to be used. An OpenCV tracker is used to track the DMD, so when the user moves the hand a little, the region of interest will still be on the DMD chip.

To describe the decoding process, let us denote \mathcal{R}_i as the region of interest at time i (i.e. frame i). We calculate the average pixel value of each region of interest i , denoted as $\widehat{\mathcal{R}}_i$. During the preamble transmission, when the DMD is "on", the DMD will be reflecting light and the average reaches its maximum value $\widehat{\mathcal{R}}_{max}$. When the DMD is "off", we obtain the lowest average value $\widehat{\mathcal{R}}_{min}$. Later, when the ASCII characters are transmitted, if $|\widehat{\mathcal{R}}_i - \widehat{\mathcal{R}}_{max}| < |\widehat{\mathcal{R}}_i - \widehat{\mathcal{R}}_{min}|$, the DMD is decoded as "on", else as "off". Every time the state of the DMD changes, from "on" to "off" or vice-versa, we calculate the number of frames that the DMD spent in that state. If the "on" state has approximately the same length as the subsequent "off" state, a one is decoded, otherwise it is a zero. As soon as the bits are decoded, they are converted back to ASCII characters and displayed on the screen.

5 EVALUATION

Currently a bit rate of 1bps can be achieved. One of the main reasons for the low bit rate is the tracker used in the app. There is significant room for improvement. For example, putting the tracker in a different thread, so the rest of the program doesn't have to wait for the tracker to finish. A communication distance of up to 30cm is possible with our prototype. There are also some opportunities to

increase the range. The image recognition step can be improved to look for smaller regions of interest. If we can capture *only* the DMD, the noise introduced by the surrounding areas will be eliminated and the range could increase significantly. At the moment the region of interest is set to a fixed size.

6 ACKNOWLEDGEMENTS

This work has been funded in part by the European Union's Horizon 2020 research and innovation programme under the Marie Skłodowska Curie grant agreement ENLIGHTEN No. 814215; and by the *LuxSenz* project, a *TOP-Grant, Module 1, Physical Sciences* with project number 612.001.854, which is financed by the Dutch Research Council (NWO).

REFERENCES

- [1] Karan Ahuja, Sujeeth Pareddy, Robert Xiao, Mayank Goel, and Chris Harrison. 2019. LightAnchors: Appropriating Point Lights for Spatially-Anchored Augmented Reality Interfaces. In *Proceedings of the 32nd Annual ACM Symposium on User Interface Software and Technology* (New Orleans, LA, USA) (*UIST '19*). Association for Computing Machinery, New York, NY, USA, 189–196. <https://doi.org/10.1145/3332165.3347884>
- [2] Rens Bloom, Marco Zúñiga Zamalloa, and Chaitra Pai. 2019. LuxLink: Creating a Wireless Link from Ambient Light. In *Proceedings of the 17th Conference on Embedded Networked Sensor Systems* (New York, New York) (*Sensys '19*). Association for Computing Machinery, New York, NY, USA, 166–178. <https://doi.org/10.1145/3356250.3360021>
- [3] R. Boubezari, H. Le Minh, Z. Ghassemlooy, and A. Bouridane. 2016. Smartphone Camera Based Visible Light Communication. *Journal of Lightwave Technology* 34, 17 (2016), 4121–4127. <https://doi.org/10.1109/JLT.2016.2590880>
- [4] Rupam Kundu, Gopi Krishna Tummala, and Prasun Sinha. 2017. Visualloc: Vision Based Localization Using a Single Smart-Bulb. In *Proceedings of the 4th ACM International Conference on Systems for Energy-Efficient Built Environments* (Delft, Netherlands) (*BuildSys '17*). Association for Computing Machinery, New York, NY, USA, Article 38, 2 pages. <https://doi.org/10.1145/3137133.3141435>
- [5] Ye-Sheng Kuo, Pat Pannuto, Ko-Jen Hsiao, and Prabal Dutta. 2014. Luxapose: Indoor Positioning with Mobile Phones and Visible Light. In *Proceedings of the 20th Annual International Conference on Mobile Computing and Networking* (Maui, Hawaii, USA) (*MobiCom '14*). Association for Computing Machinery, New York, NY, USA, 447–458. <https://doi.org/10.1145/2639108.2639109>
- [6] Jiangtao Li, Angli Liu, Guobin Shen, Liqun Li, Chao Sun, and Feng Zhao. 2015. Retro-VLC: Enabling Battery-Free Duplex Visible Light Communication for Mobile and IoT Applications. In *Proceedings of the 16th International Workshop on Mobile Computing Systems and Applications* (Santa Fe, New Mexico, USA) (*HotMobile '15*). Association for Computing Machinery, New York, NY, USA, 21–26. <https://doi.org/10.1145/2699343.2699354>
- [7] Purui Wang, Lilei Feng, Guojun Chen, Chenren Xu, Yue Wu, Kenuo Xu, Guobin Shen, Kuntai Du, Gang Huang, and Xuanzhe Liu. 2020. Renovating Road Signs for Infrastructure-to-Vehicle Networking: A Visible Light Backscatter Communication and Networking Approach. In *Proceedings of the 26th Annual International Conference on Mobile Computing and Networking* (London, United Kingdom) (*MobiCom '20*). Association for Computing Machinery, New York, NY, USA, Article 6, 13 pages. <https://doi.org/10.1145/3372224.3380883>
- [8] Yue Wu, Purui Wang, Kenuo Xu, Lilei Feng, and Chenren Xu. 2020. Turbocharging Visible Light Backscatter Communication. In *Proceedings of the Annual Conference of the ACM Special Interest Group on Data Communication on the Applications, Technologies, Architectures, and Protocols for Computer Communication* (Virtual Event, USA) (*SIGCOMM '20*). Association for Computing Machinery, New York, NY, USA, 186–197. <https://doi.org/10.1145/3387514.3406229>
- [9] Xieyang Xu, Yang Shen, Junrui Yang, Chenren Xu, Guobin Shen, Guojun Chen, and Yunzhe Ni. 2017. PassiveVLC: Enabling Practical Visible Light Backscatter Communication for Battery-Free IoT Applications. In *Proceedings of the 23rd Annual International Conference on Mobile Computing and Networking* (Snowbird, Utah, USA) (*MobiCom '17*). Association for Computing Machinery, New York, NY, USA, 180–192. <https://doi.org/10.1145/3117811.3117843>
- [10] Zhice Yang, Zeyu Wang, Jiansong Zhang, Chenyu Huang, and Qian Zhang. 2015. Wearables Can Afford: Light-Weight Indoor Positioning with Visible Light. In *Proceedings of the 13th Annual International Conference on Mobile Systems, Applications, and Services* (Florence, Italy) (*MobiSys '15*). Association for Computing Machinery, New York, NY, USA, 317–330. <https://doi.org/10.1145/2742647.2742648>