

A place for escape  
in Nijmegen's city  
centre.

Andrew Kelso

# Acknowledgments

Studio	Urban Architecture
Main Mentor	Paul Vermeulen
Research Mentor	Leeke Reinders
Building Technology Mentor	Jelke Fokkinga
Climate Mentor	Peter Mensinga



1.1 - Kindersepielen by Pieter Bruegel the Elder, Oil on wood.

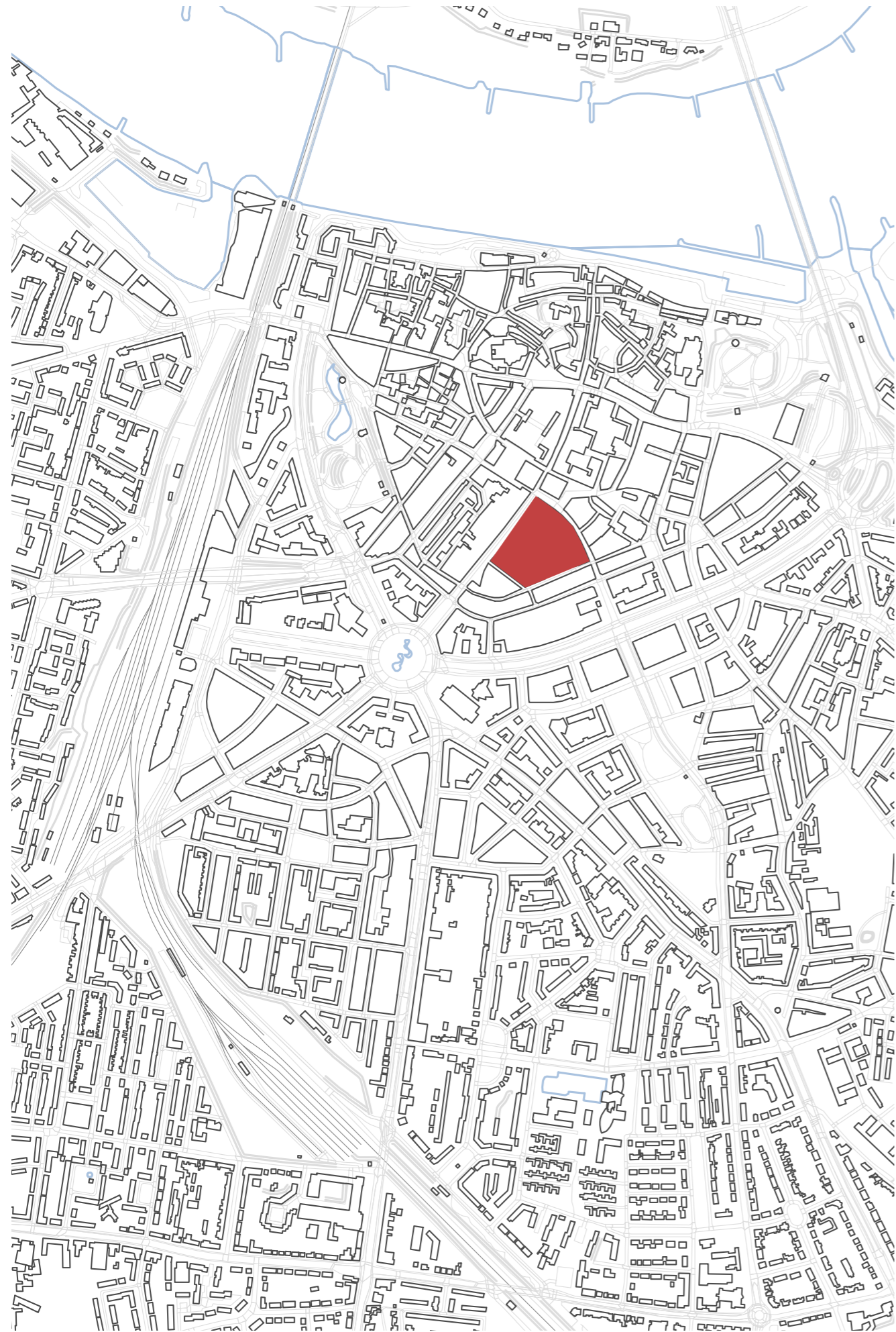
# Contents

Introduction	1
Manifesto	2
Problem statement	4
What time is this place?	8
<b>Play in Nijmegen and elsewhere</b>	<b>13</b>
Methodology	14
Catalogue - Play in Nijmegen	16
Catalogue - Play elsewhere	42
Conclusion	54
<b>Development from research into Design</b>	<b>57</b>
<b>Development of the urban scheme</b>	<b>59</b>
The creation of an oasis in the city centre, an escape from the dominant consumerism of the area.	
<b>Development of building program</b>	<b>75</b>
The proposal for a Health and Wellness centre that aims to escape from the consumerist values present on the site and replace them with ones of community and mental and physical wellbeing.	
<b>Architectural and detailed design</b>	<b>87</b>
Implementing the previously outlined research into escape and play within the architectural and detail design of the building.	
Plans	104
Response to catalogue research	110
Sections	140
Technical details	152
Structural diagrams	158
Climate diagrams	160
<b>Image References</b>	<b>172</b>
<b>Bibliography</b>	<b>176</b>

Research



Design



## Introduction

This thesis aims to develop a new urban and architectural condition for the site of the existing Molenpoort shopping centre, within Nijmegen's city centre. The project aims to investigate how play can be considered as part of urban and architectural design in an attempt to make a healthier and more engaging city to live in.

# Manifesto

A call to future planners, designers and builders to implement the ideas of bricolage in the search to create playful, joyful and engaging cities.

Space for the manifesto to be inserted in physical book. Attached separately digitally.

## Problem statement

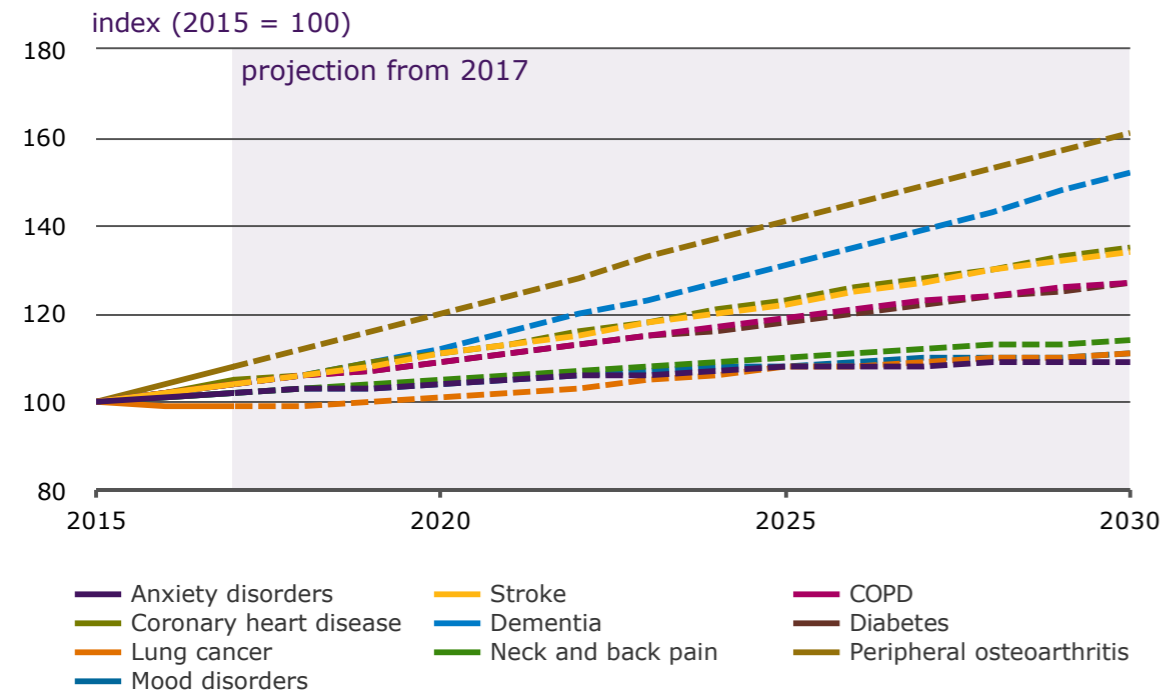
The most immediate issue seen on the site is the gradual decline of the Molenpoort, made evident by empty units. This issue reaches far beyond the site as similar issues are seen in malls and shopping centres around the world as society sees a move from brick and mortar shops towards online shopping. The *Harvard Project on the City* identifies the fact that shopping is vulnerable to decline due to its very nature. Shopping thrives on creating consumerist cycles, demanding people buy the newest version and forcing them to through planned obsolescence. In this way, shopping centres need to appear new to attract the attention of consumers and can fall into decline if they become to look dated, old and out of fashion (Koolhaas, Boeri, Kwinter, Ulrich Obrist, & Tazi, 2000, pp. 174–177). This situation raises the question of how shopping centres should be re-developed and if they provide society with an opportunity to reconsider its values.



The importance of economy and shopping tends to be the primary focus when planning urban redevelopments. Issues of how our lifestyle impacts our health tend to be overlooked in favour of economic profit. A number of papers have discussed the adverse effect that consumerism has on well-being, as it thrives on building a materialistic mindset. (Bauer, Wilkie, Kim, & Bodenhausen, 2012; Eckersley, 2006; Sweeting, Hunt, & Bhaskar, 2012) This thesis chooses to address the issue of wellbeing and focuses on how the redevelopment of shopping centres provides society with the opportunity to create spaces within the centre of cities that benefit the health of the inhabitants.



Modern life is having an adverse effect on health. Developed countries across the world including the Netherlands are seeing an increase in chronic illness, mental illness, and the proportion of the population who are overweight. These increases in lifestyle-related diseases have led to calls from TNO for more to be done to prevent illness (Central Bureau of Statistics, 2018; GGD Gelderland-Zuid, Radboudumc, & Gemeente Nijmegen, 2019; TNO, 2020).



1.2 - Trend in prevalence of health problems in Nijmegen

One solution which became the focus of my research is play and loose space within cities. There is a large collection of literature on the benefits of play on health<sup>1</sup>. In the case of child's play, it is seen as an important part of development providing physical, emotional and mental challenges. (Lucas, 2020; Whitebread, 2017) Play is where children learn how to build communities through testing social skills and societal rules (Dargan & Zeitlin, 1990, p. 170). The benefits do not stop at childhood: play allows adults to escape the busy modern world around them, providing much needed stress relief. In addition to physical benefits, play in adults is also important for creativity, imagination and emotional well-being. (Magnuson & Barnett, 2013) Maria Smith, within the Architectural Review's issue on play calls for a world where play is taken more seriously within everyday life. She argues the point that healthcare today has become focused on fixing the problem and sending people back to

work, instead of a genuine concern for well-being and happiness (Smith, 2021). The diagram below shows the key areas that contribute to lifestyle related illness and highlights the areas to which play can contribute.



1.3 - Key areas that contribute to lifestyle related illness

This thesis aims to question the role that the built environment has in creating spaces that enable play, and promote positive lifestyles within the urban population. This aim poses the question:

What is the role of architecture and urban design in the creation of spaces that enrich human well-being through play?

<sup>1</sup> (Baptiste, 1995; Leeuwen & Westwood, 2008; Lucas, 2020; Proyer, 2017; Proyer & Jehle, 2013; Van Vleet, Helgeson, & Berg, 2019; Versluys, 2017)

## What time is this place? - Collective

The themes of play and escape emerged as a response to the theme of structured time discovered through group work carried out for P1. The group aimed to answer the question "what time is this place?". The wide scope of this question and the multiple angles that an investigation of this kind could offer quickly became clear.

The investigation focused on three buildings that surrounded the site (the Church, the Farmhouse and the Guesthouse) and the different stories that each building could tell relating to its position in society through time. Anthropomorphism and the theme of talking buildings was used as the tool to achieve this, which we presented through the medium of film. This choice of technique allowed the site to be explored from a different perspective compared with traditional architectural tools. The formation of characters helped frame the historical research, and decide on the important moments in each character's development. Anthropomorphizing the buildings made it easier to identify with the buildings' stories on a more emotional level, giving a greater insight into the site's past.


The three characters aimed to represent three different concepts of time. In answering the question "what time is this place?", the investigation not only identified the changes that occurred to the site through time, but also the different ways that time was and is experienced on the site. The Church was used to demonstrate how its fragmented architectural elements act as an archive of historic moments and encapsulate a collective memory. The Farmhouse represented a time in history where there was no mechanical time but instead society functioned on the natural rhythms of life. Finally, the Guesthouse was used to explore the change in society towards mechanical time that it used to enforce house rules. Together, the relationships and conflicts between these three characters told the story of how the plot changed from a countryside community to a more fragmented collection of buildings as the site became part of the city.



1.4 - Model of the church separated into its many fragments of time.



1.5 - Model of the city during the period of the farm house when time was dictated by rhythms of nature.



Female day  
No men are allowed in the women's room or dining room, nor women in the mens room or dining room


Female dining  
Men and women will be bound to come to the table when the bell rings (at noon all year, 7 o'clock in the summer and 6 o'clock in the winter)

Female night  
After dinner the gasthuis will remain closed.

1.6 - Diagrams showing the functional distribution of people within the guest-house throughout the day.

Investigating the site by giving life to the characters' stories through anthropomorphism gave a more personal perspective of the site compared with more analytical and measured approaches. This method emphasised the idea that different actors use the built environment in different ways and through adapting the method of investigation new perspectives can be achieved. This is discussed by John Habraken in *The Structure of the Ordinary* where he identifies that different actors see the built environment in different ways: the builder as a collection of materials, the poet as a collection of memories, and the occupant as spaces full of meanings. (Habraken & Teicher, 2000, p. 17)

The story of standardised time compared with experienced time became a focus of the research. The church on the site along with the guesthouse that previously stood in the place of the Molenpoort shopping centre were initially developed together as a monastery. Monasteries held one of the most significant developments in the standardisation of time through the creation of the Benedictine order and their periodic bells. The mechanical clock, first used by the monasteries, helped to stabilise society, regulating the sensations and temporal patterns of the human body. The clock then turned from punctuating the days of the monks to standardising time for surrounding communities when the church began to ring its bell to signal the hours of the day (Kwinter, 2002, pp. 16–17). This standardisation of time has continued until today, where clocks govern our daily schedule. Perhaps in today's world more consideration should be given to experienced time and the escape from constructed time. The theme of escape is revisited throughout the project through 3 main topics: the urban plan, the building programme and the architectural and detailed design.



1.7 - Model of the guesthouse fitted with rhythmic lights, governed by a metronome, demonstrating the daily routines of its occupants.



1.8 - People walk past the church fixated on their phones. The church's clock and bell are no longer a necessity.



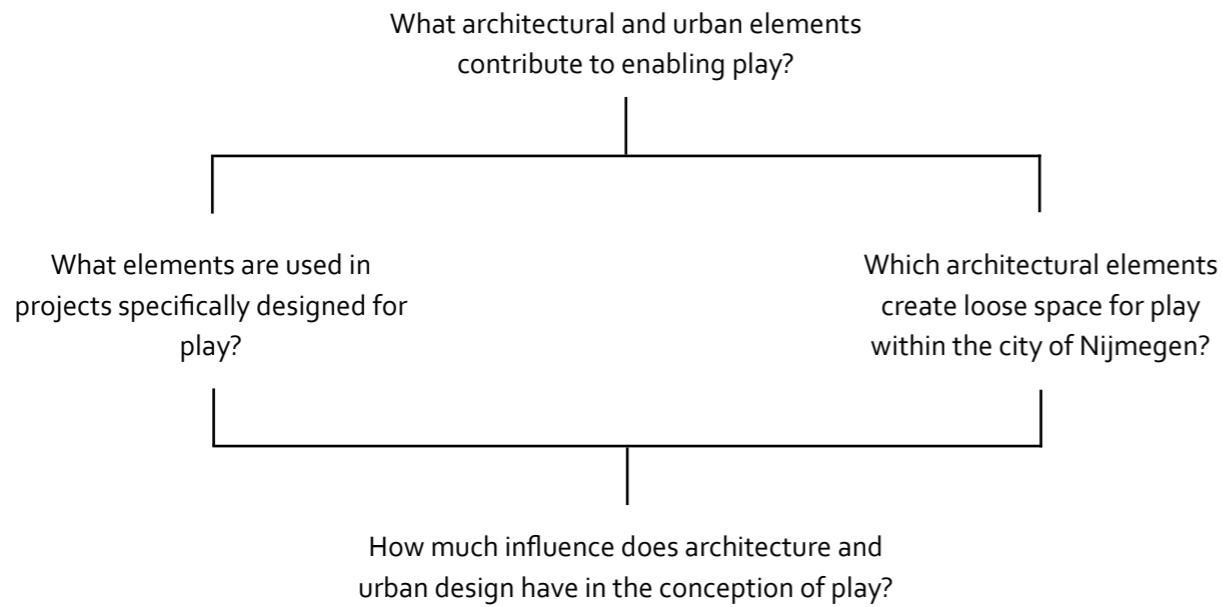
## Play in Nijmegen and elsewhere - Individual

The following catalogue aims to capture moments of play within the loose spaces of Nijmegen. The catalogue takes inspiration from earlier studies and aims to relate to and reference them. One example is the book *The Ludic City*, which focuses on “uses of public spaces which are not practical and other than what the spaces were designed for” (Stevens, 2007, p. 26). Here this idea is continued by cataloguing the use (or re-use) of urban elements along with the intended use. It is intended that the primary research paired with references to previous studies will create site specific but also generally applicable observations and theories into how space accommodates urban play.

# Methodology

What is the role of architecture and urban design in the creation of spaces that enrich human well-being through play?

Sub questions:



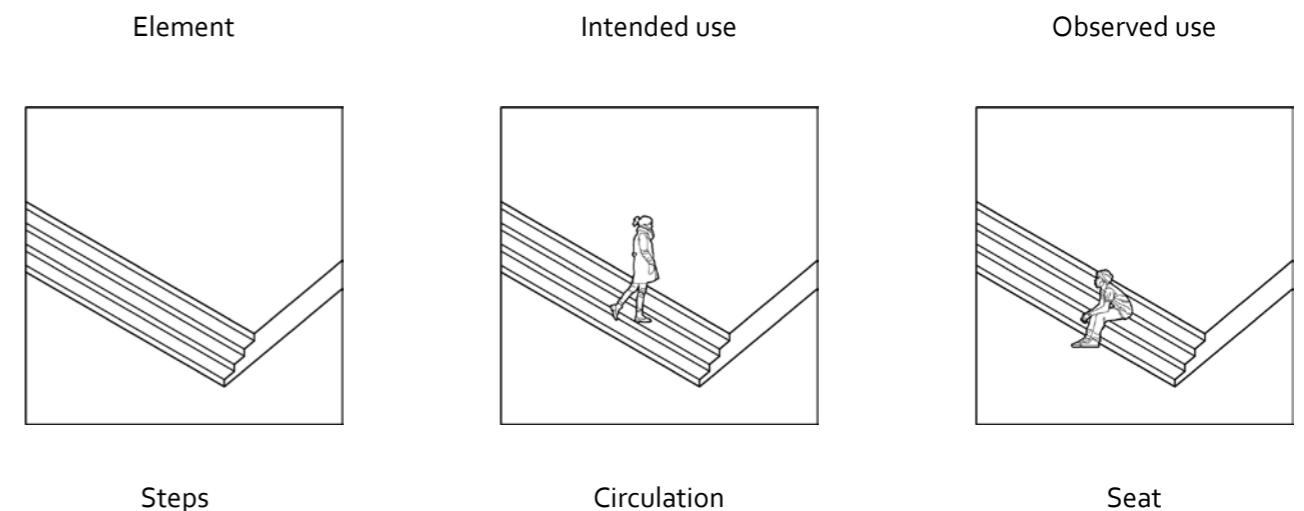
The studio's theme, bricolage, can offer guidance on the choice and implementation of methods. Lévi-Strauss describes the process as the creation of a treasury which the bricoleur will then interrogate in the creation of a new structure or project. The creation of the treasury is done through collecting elements and knowledge that might come in useful: turning back to existing sets of tools and materials to consider their use, engaging these elements in a dialogue between themselves, before applying the found answers to a problem. Possibilities remain limited by the history of each element and any constraints. (Lévi-Strauss, 1966, pp. 18–19) With consideration for this process, the methodology aims to create a treasury of relevant information that can then be used to inform the design of the project.

The focus of the following research is an investigation into the design of architectural and urban elements that create meaningful spaces for play. This will be achieved in two ways.

Firstly, through observation of behaviours in the city, loose space within Nijmegen that provides opportunity for play will be documented. The aim in doing this is to gain a greater understanding of the city and context in which the proposed building will sit, as well as building a collection of examples of real-world architectural elements that create space for play. This will be done by cataloguing architectural and urban elements in the city that are being used for something other than their primary function and are therefore successful in creating loose space. For each element the intended use and the observed use will be recorded. The observed element or phenomenon will then be related to other theories on loose space and play to gain a deeper understanding of the urban elements which successfully provoke play and why.

Secondly, architectural projects that have been deliberately designed to facilitate play will be analysed and reviewed. The Fun Palace by Cedric Price and New Babylon by Constant Nieuwenhuys will be the initial focus of this approach. The theoretical approach behind each project will be analysed through literature review and architectural elements and characteristics that enable play will be identified. These elements will then form part of my treasury of architectural elements that facilitate play.

This treasury of elements along with all of the other information collected will form the tools used for the materialization of the design of a Health and Wellness Centre for the city of Nijmegen.



## Boundaries

Stevens identifies that boundaries and thresholds create spaces where different sets of social rules and expectations meet and transform enabling them to become blurred and inviting people to behave in creative and playful ways (Stevens, 2006, pp. 73–74). These liminal conditions also exist in time and moments within life. For example, children, teenagers and the elderly can use boundaries within periods of life to behave in looser ways. This is also true of collective moments of the day like smoke breaks, or in the year such as public holidays, celebrations and festivals. (Stevens, 2006, p. 74)

Boundaries are also used as elements within games, demarcating zones where different roles and rules apply (Stevens, 2007, p. 114). For example, two sections of the pitch within field games, the stage and the audience within performances, or within free play any line or separation can be used in conjunction with any created rule to form a unique and spontaneous game.

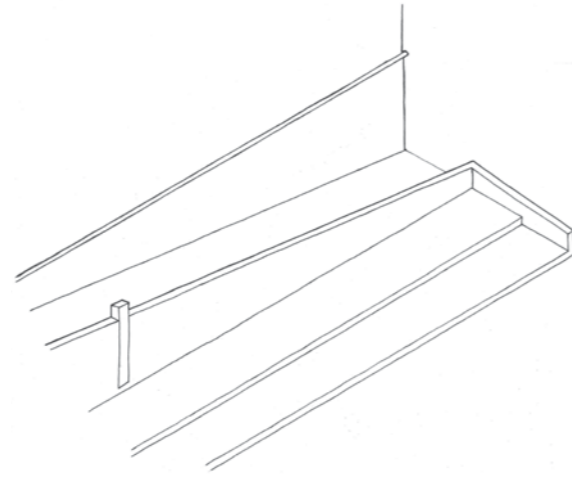
People within boundaries can gain a sense of togetherness, for instance a football team or crowd at a concert (Stevens, 2007, p. 115).



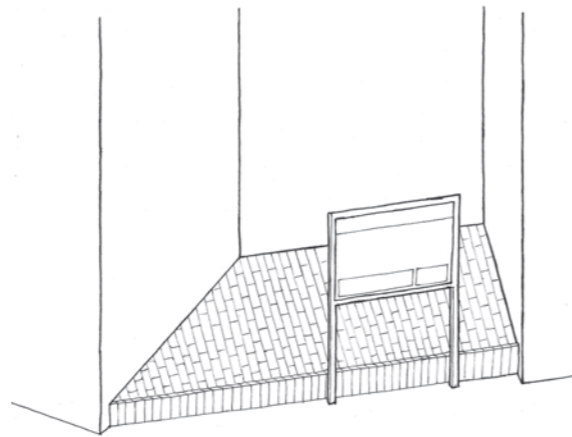
2.1 - King of the hill, Brooklyn, 1950 (Photo by Arther Leipzig)

### Performance

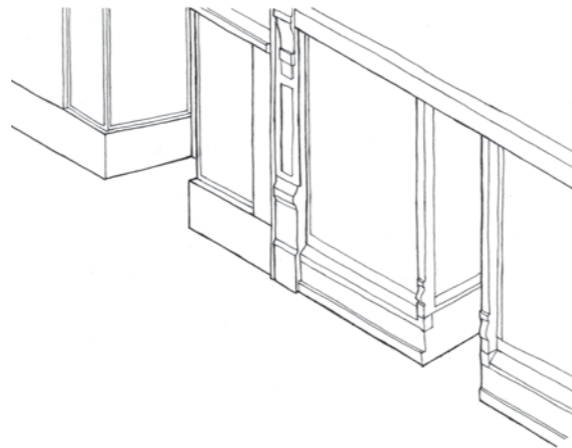
Stevens also identifies how boundaries can form a backdrop for performance. (Stevens, 2007, p. 120) In the example observed to the right a guitarist stands in front of a façade in the lesser used space between two entrances.



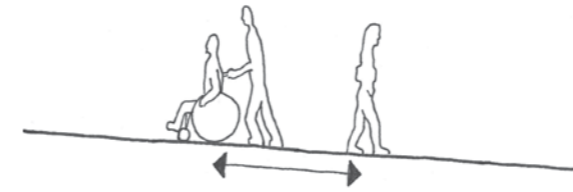
Museum ramp



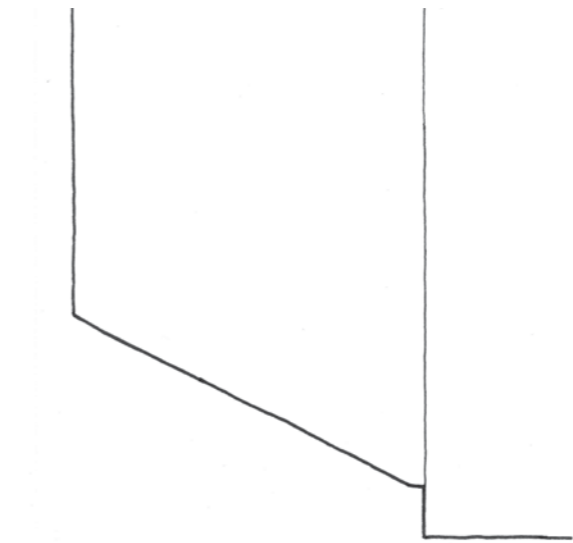
Sloped ledge




Street facade



Ramp access to museum



Architectural detail (possibly to prevent rough sleeping)



Blank space between entrances



A bar table to eat at



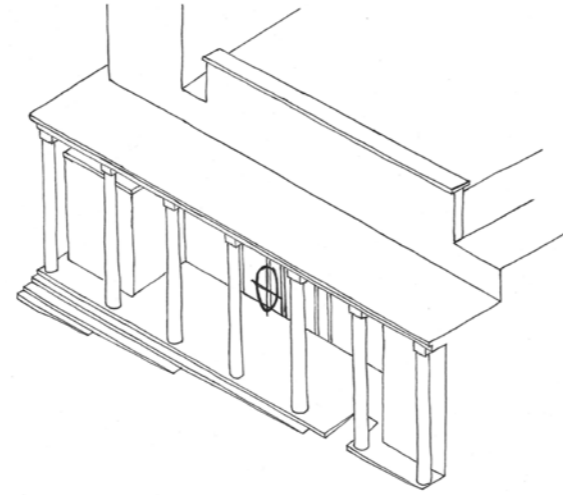
Skating ramp



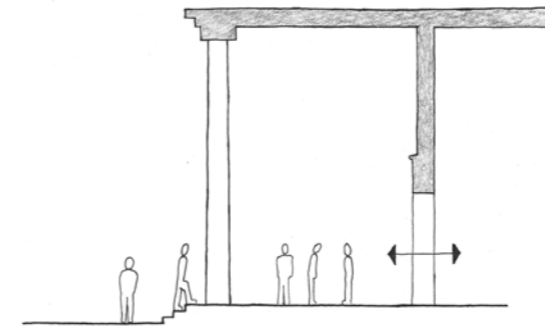
Performance backdrop

## Boundary and time

In *Loose Space*, Stevens identifies how a space's boundary can also change with time. He gives the example of skaters using the stairs in front of an office once the office has closed for the day (2006, p. 82). The church on Molenstraat is a good example of this. Before and after worships the portico is used as a place to gather and chat. Throughout the rest of the week it becomes a place for passers-by to sit. A food truck also occupies a space in front of the church on most afternoons and the church steps offer a place to sit and eat the food. Food delivery drivers coming and going from central restaurants also use the space as a covered area to take a break and wait for the next order.



Church portico



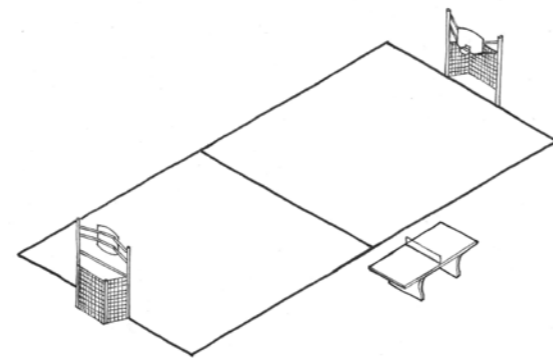
A transition space for churchgoers



A place to sit and take a break

## Territory

Boundaries are then used to form territories. The book *City Play* identifies the importance of creating territories and controlling space as part of the New York playscape. Areas of the city can be divided into territories - some safe, some dangerous, and some designated as leisure areas (Dargan & Zeitlin, 1990, p. 23,136,142). Stevens (2007, p. 114) notes that these areas designated for play within the city can create spaces that allow people to behave differently. However Rodrigo Perez de Arce (2016) describes this kind of zoning as functionalist, and an example of the planner aiming to control the functional city.



Sports court



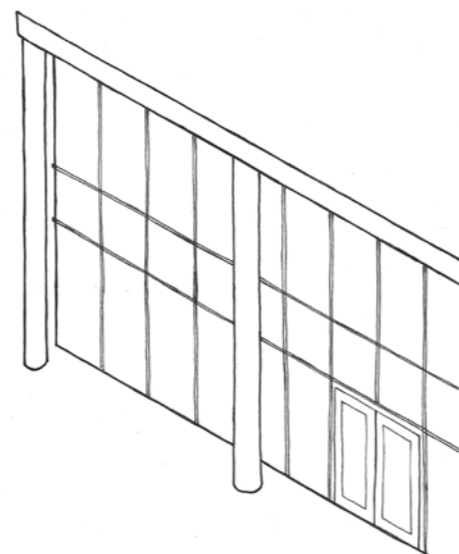
Ball games



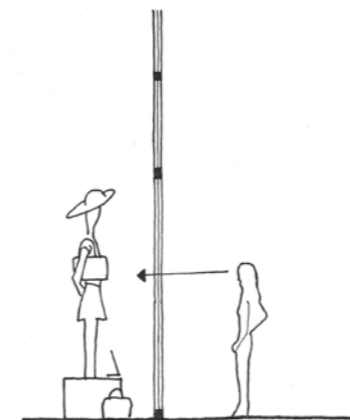
Events (retrieved from google street view)

## Physical properties

The physical properties of boundaries can also inform how they are used for play. Solid edges can be pushed or played against and inclined edges can be climbed (Stevens, 2007, p. 114). In the case shown here the reflective quality of the glass offers a mirrored surface for play.



Shop window



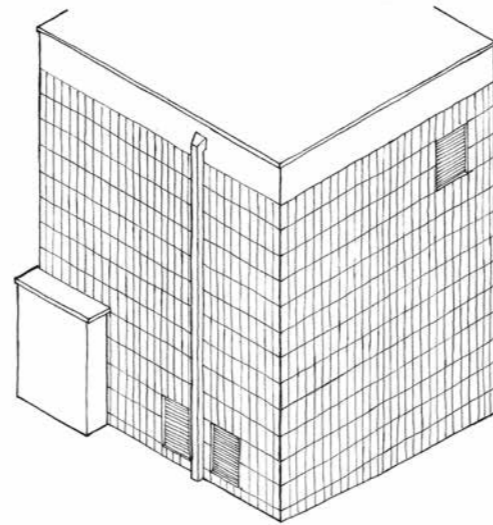
Displaying clothes




Using the window as a mirror to dance

## Walls

Walls are an example of play against hard boundaries. Amanda Dargan and Steven Zeitlin give examples of bouncing balls against walls or tying skipping ropes to protrusions (1990, p. 42). Stevens also gives examples of sitting, climbing, skating and hanging banners on walls (Franck & Stevens, 2006, p. 9). Habraken also comments on the role buildings can play in these moments of play by describing the facades of buildings as the walls of the street (Habraken & Teicher, 2000, p. 164).



Wall



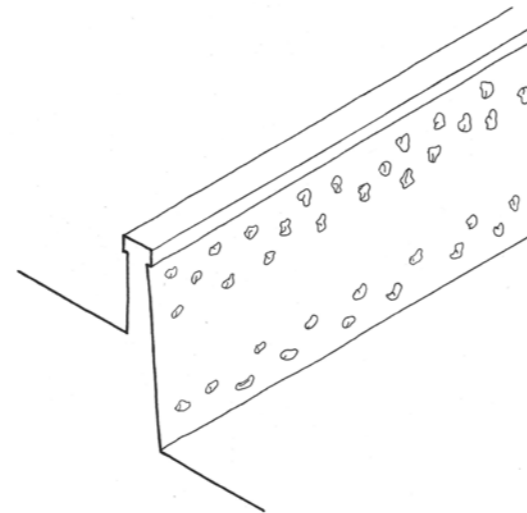
Contains functional equipment



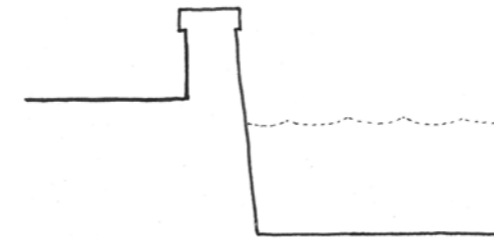
Football against a wall



2.2 - Photo of London's east end, 1949-1953, Nigel Henderson



Wall



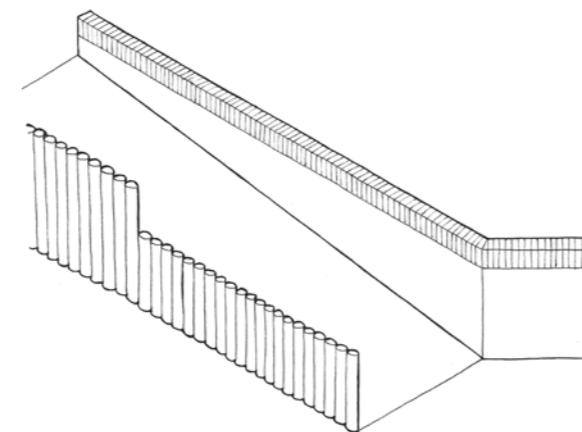
The wall serves as a flood defence



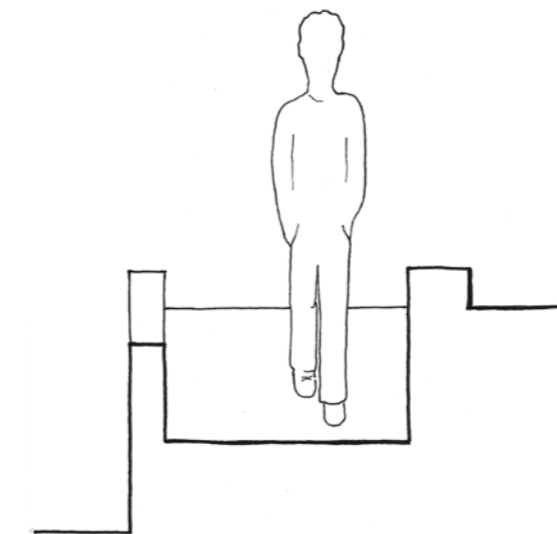
Climbing



2.3 - Parkour within Nijmegen



Wall



Separation (of levels)



Parkour

## The edge effect

Coined by Derk de Jonge the edge effect describes the phenomenon where people prefer to stop, stand and sit at the edges of a space before then moving towards the centre (Jonge, 1967). In *A Pattern Language* it is argued that "if the edge fails then the space never becomes lively" (Alexander, 1977, p. 600). This is because the edge condition allows people to regulate their involvement with activity of the centre by allowing them to watch over the whole space and engage if they want to (Stevens, 2007, p. 115). Both Alexander and Jan Gehl argue for the creation of building edges that engage with users inviting them to stop, helping to promote activity within public spaces next to the building. These "soft edges" also create a smooth connection between inside and outside. (Alexander, 1977, p. 752; Gehl, 2011, pp. 191–197).



## Sitting

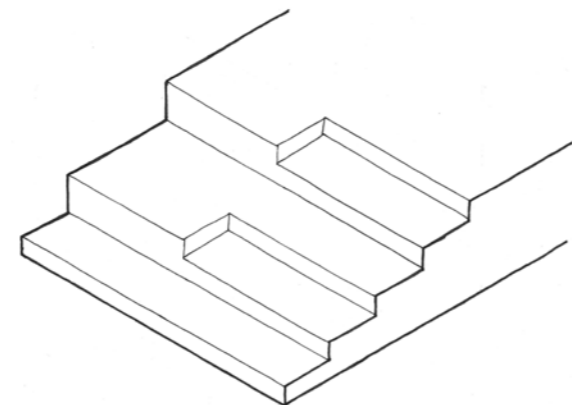
Creating spaces for sitting within cities is important: it is the basis for more complex forms of social interaction and play. Benches that face paths are favoured because people enjoy sitting where there is a view of other people. The shape of benches is also discussed by Jan Gehl: L shaped arrangements enable easy communication between people and tables provide opportunity for food and drink (Gehl, 2011, p. 27,155-170).

Gehl also argues that the use of secondary seating on fountains, steps, and facades means that if there are not many people at certain times it does not seem like the space is abandoned (Gehl, 2011, pp. 161–162).

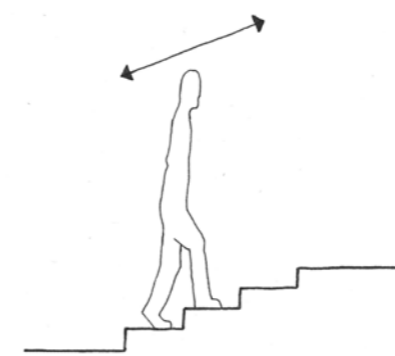


## Steps

Stevens identifies steps as being able to create stages or seats, balancing a connection between audience and actor (Franck & Stevens, 2006, p. 86). Within Nijmegen the use of steps as a seat, something to skate against, something to slide on and a stage for performances were all observed.



Steps



Circulation



Seat and Stage

## Niches


Niches can be found within cities as spaces that are particularly enclosed or secluded. Stevens identifies them as places where people can linger and feel less watched. The spaces could be used for forbidden activities such as drug use, sexual encounters or trading stolen goods, which Stevens also identifies as creating loose space (Franck & Stevens, 2006, pp. 9–12). Dargan and Zeitlin (1990, pp. 138–139) also observed this behaviour in children in New York who created clubhouses - special spaces where normal activities such as reading a comic became more sacred. It is then suggested that this urge to create childhood clubhouses is manifested as clubs for leisure activities in adults.



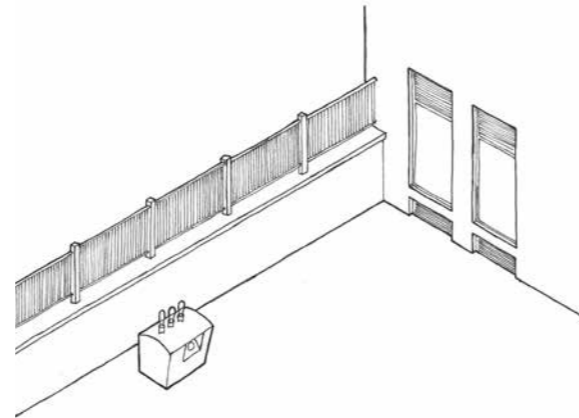
2.4 - Clubhouse, Lower East Side, manhattan, 1978 (Photo by Martha Cooper)

## Standing

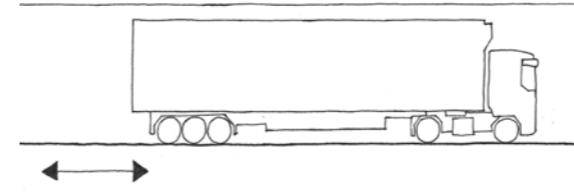
People standing in public areas can also make use of pockets of passive spaces that aren't used by people walking, avoiding getting in people's way and where they themselves are not a focus of attention (Stevens, 2007, p. 118).



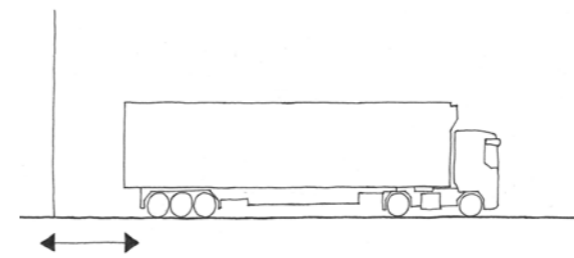
Covered alleyway



Area at rear of Molenpoort



Space for deliveries to shops



Space for deliveries to Molenpoort



A space used to hang out




A place to take a smoke break

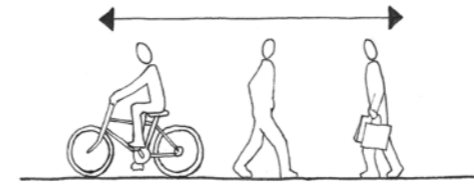
## Hard surfaces

In *Loose Space*, hard surfaces are identified as places for protest and skating. Skating can be seen as an activity that creates loose space, with players actively seeking out loose and latent moments in the cityscape (Franck & Stevens, 2006, pp. 9–14).

Hard surfaces are used by roller skates and skateboarders throughout Nijmegen. One observation saw protesters writing "Zwarte Piet is racism" all over the central streets of Nijmegen in chalk. As the morning progressed street cleaners and shop owners removed all traces of the message.



Paved ground



Easy movement of vehicles and people






Graffiti



Graffiti removal



2.5 - Using the curb, Brooklyn, 1950 (photo by Arthur Leipzig)



2.6 - Drawing on the road (photo by Arthur Leipzig)



## Soft surfaces

In contrast to hard surfaces, soft surfaces also enable play of other kinds. In *City Play* it is identified that, as the streets of New York were paved, it meant games such as marbles were pushed off the streets to any patches of dirt that remained (Dargan & Zeitlin, 1990, pp. 77–81).

As observed, grass allows people to sit on the ground comfortably and play games where players might fall.

## Nature

Nature within the city offers moments of escape from constructed space, from small plants growing in gaps in pavements, to trees, to large parks. These moments provide escape from the urban environment inviting play (Dargan & Zeitlin, 1990, pp. 100–102).

## Reasons for being in public space

In a study of public space carried out in Denmark through photo documentation Gehl identifies the variety of ways and reasons that people occupy public space, identifying that people do not require functional reasons for venturing out and that, for example, hungry birds can be the reason to stay in a space (Gehl & Svarre, 2013, p. 90).

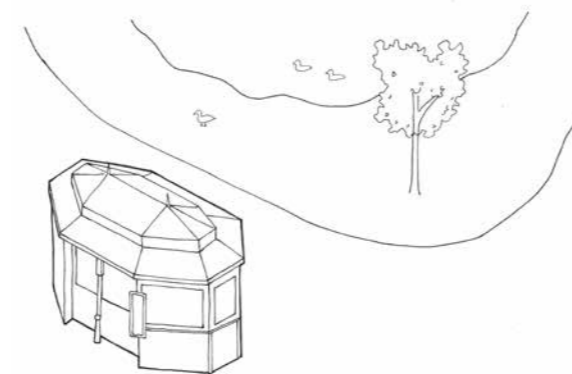
This same meeting of nature and people was observed in Nijmegen as a group of men gathered next to the fishmonger stall to feed the ducks.




2.7 - Game of marbles, 1914 (photo from the Chicago Daily News)

## Paths

*The Ludic City* identifies paths as places within the city that play occurs. Paths guide people through the city and can bring them into encounters with others. Stevens notes that creating pathways that are free from vehicular traffic helps to promote spaces for play (Stevens, 2007, pp. 67–69).



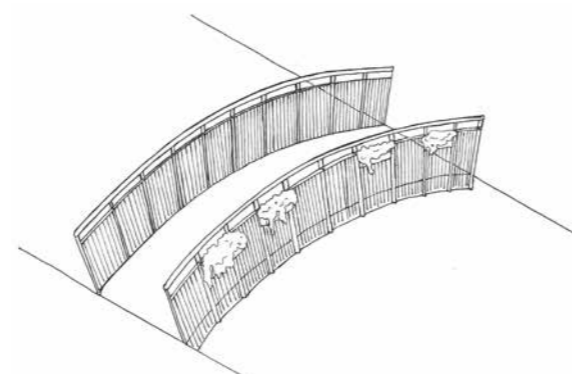
Fishmonger next to park



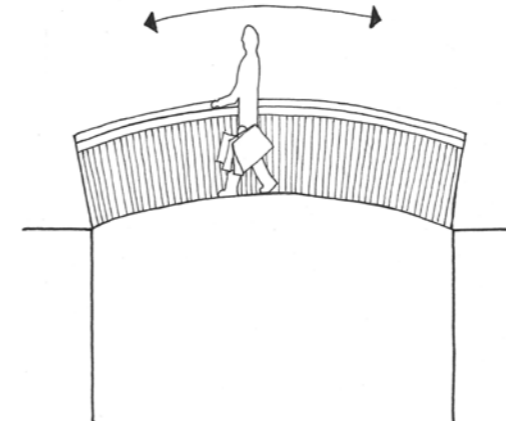
Eating fried fish in the park



Feeding the ducks



Bridge



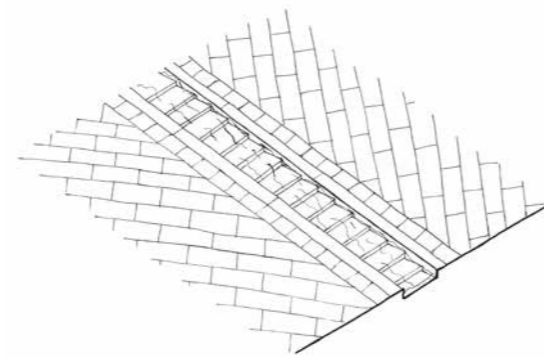
Allowing shoppers to cross between raised shopping streets



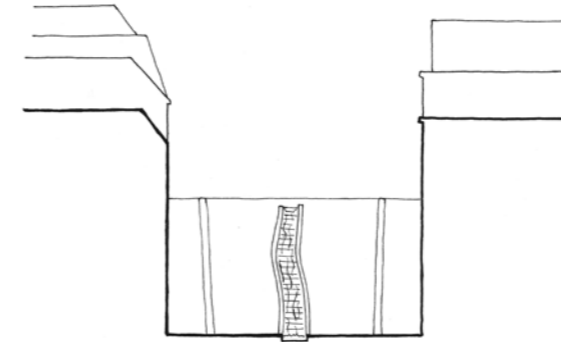
Child enjoying running across

## Water

Water is identified as an element that influences play in a number of texts. In *City Play*, water is described as “a basic element of play and recreation” giving examples of beaches, pools and rivers (Dargan & Zeitlin, 1990, p. 91). Stevens also describes how river settings within cities create a sense of freedom because of the spatial separation created when compared with other parts of the city. He also describes how artificial elements such as fountains can become the focus of play, both as something to physically engage with or as something to watch (Stevens, 2007, p. 142,187). The book *City of Play* also gives reference to the historic annual flooding of Piazza Navona, in Rome, for recreation. The fire hydrant is also recognised as an urban element which became iconic in its ability to be repurposed for play. On a smaller scale water taps and hoses are used as elements of play within private gardens (Dargan & Zeitlin, 1990, p. 55; Pérez de Arce, 2018, p. 85,97).




Water feature



Urban prop - water feature



Interacting with water



2.8 - Directing spray, Lower East Side, Manhattan, 1978 (photo Martha Cooper)

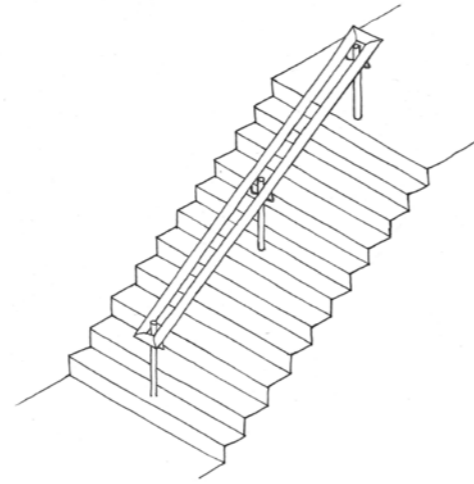


Opposite, bottom left 2.9 - Playing in the fountain on Ziekerstraat (photo Alma Bouwens)



## Level changes

In *City Play*, Dragan and Zeitlin (1990, p. 14) identify how geological features caused New York to be formed in a particular way that then informs how people play within the city. This is also clear in Nijmegen where its natural topography creates level changes throughout the city that can be capitalised on by people as opportunities for play. Level changes appear as a recurring theme in the case studies examined in the following section as an opportunity for play.



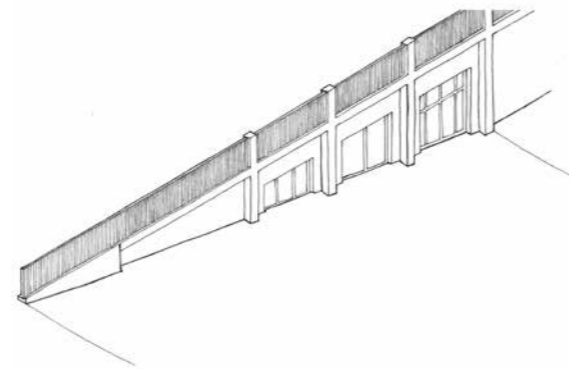
Handrail



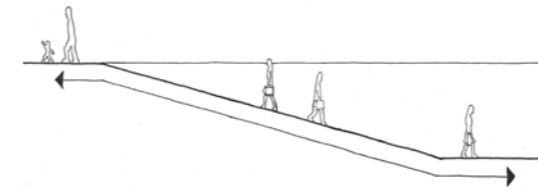
Provide assistance when climbing steps



A slide



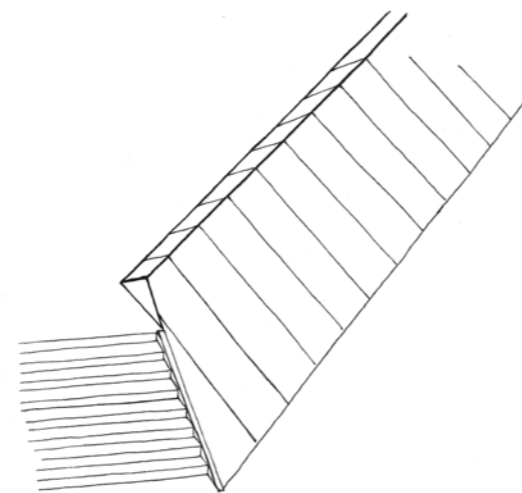
Ramp



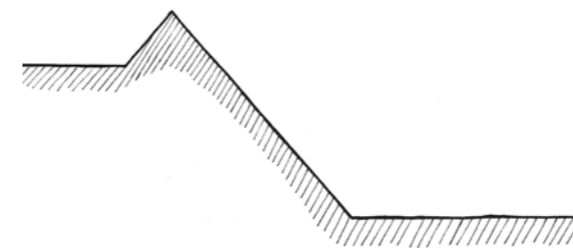
Slope allowing movement of shoppers



Children scootering



Sloping stone form



Mediate level change



Sliding and climbing

## Ice and Snow

Snow's plastic properties mean that it becomes the malleable surface of the city, enabling the building of creative structures or the use of slopes for sledging. It is also temporary, fleeting and disruptive of everyday routines, sharing qualities with celebrations and festivals. Ponds that bring water into cities also freeze over and offer new opportunities for interaction (Dargan & Zeitlin, 1990, p. 95; Pérez de Arce, 2018, p. 83).



2.10 - Skating in Kronenburgerpark (photo by Geert Geenen)



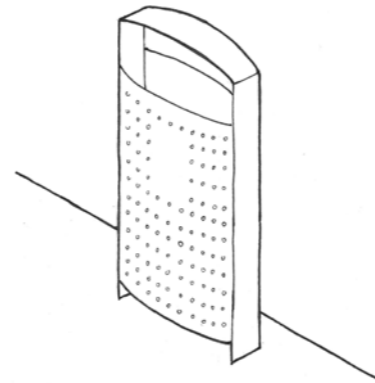
2.11 - Sledging at Marienburg (photo by Tom Hessels)



2.12 - Sledging at Kronenburgerpark (photo by Paul Rapp)

## Bolards and columns

Gehl identifies trees, columns and bollards as creating good places for people to stop and stand for longer periods of time within the city. These elements act as something to lean against as well as creating space that is not in the path of others. In addition, bollards can allow other forms of play such as leap frog (Gehl, 2011, p. 147,151; Stevens, 2007, p. 193).




2.13 - Something to lean on or place things near. Piazza del Campo, Siena, Italy

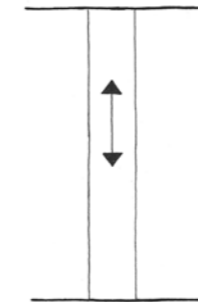
Bin

Throwing away waste

Something to lean on



Column



Carrying structural load



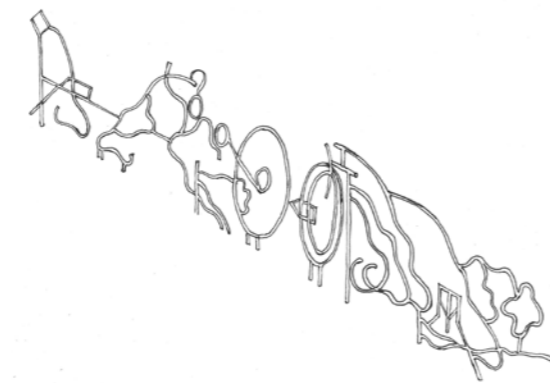
A place to sit

## Props

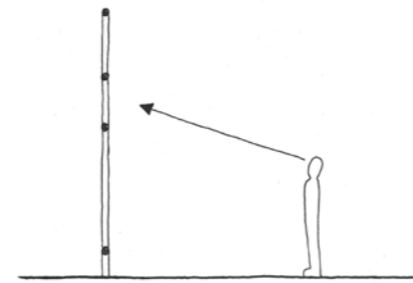
In *The Ludic City*, Stevens identifies props as elements within the urban environment that facilitate play. This category includes fixed objects within the urban environment such as public art, street furniture and play equipment. The urban environment allows people to get close to and engage physically with designed elements, some of which intentionally provoke play and others unintentionally (Stevens, 2007, p. 178,191). Public artwork can allow people to both engage with the work physically, watch others play, or contemplate the art from a distance. The context of such elements also influences play, for instance open space allows players to gain speed or move around an object at the centre of an invented game (Stevens, 2007, pp. 181–184).



2.14 - Architectural Fragment, outside the State Library, Melbourne.



Sculpture

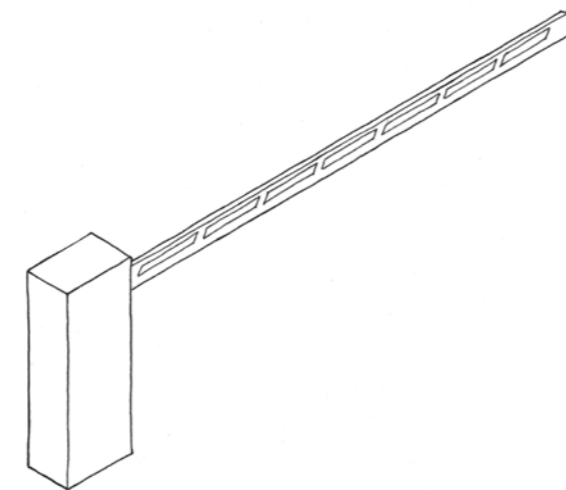


A piece of artwork



2.15 Climbing (see image references)

Division of space



Traffic barrier



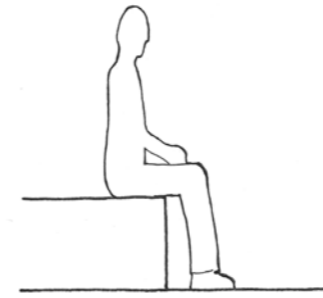
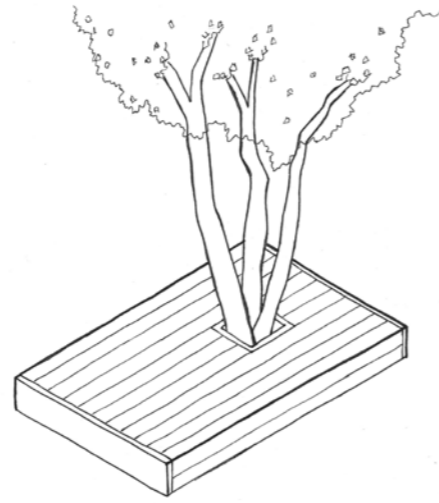
Control of cars into parking



Tennis net

## Street furniture

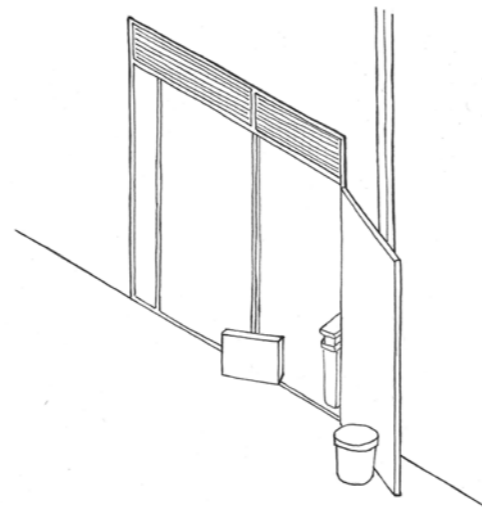
Stevens recognises that street furniture is often not designed for play and instead focuses on efficiently meeting a particular function, however, people that play in urban environments often test these elements and use them in creative and unintended ways (Stevens, 2007, p. 191).



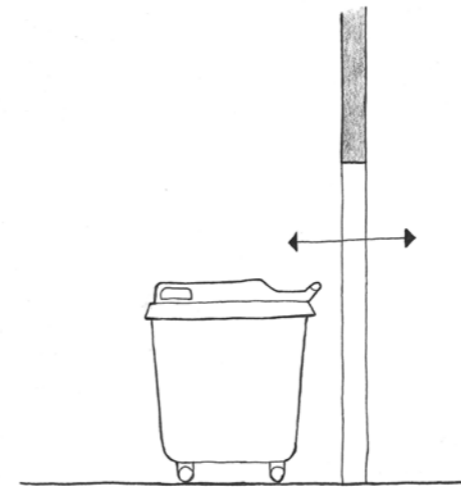
## Doorways

Gehl identifies the entrance as a good location for a bench, allowing for time outside with views of the city streets. "If an inviting and convenient place to sit is waiting just here [the entrance], experience shows that it will be used a great deal" (Gehl, 2011, p. 187). Observations within Nijmegen showed how steps and seat next to doors were often used as a place to take a break.

Bench



Seating



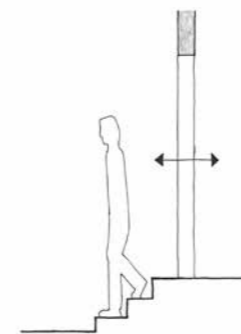
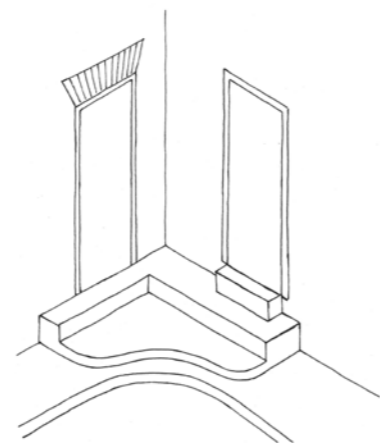
Skating



Rear door to alleyway

Functional exit providing service access

A space to have a seat and take a break



Door step

Entrance and exit



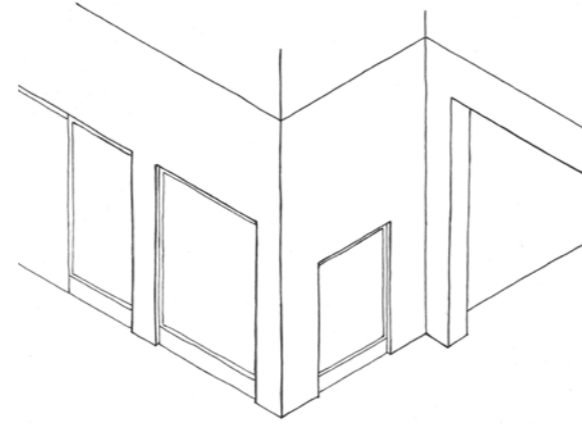
Seat

## Busking

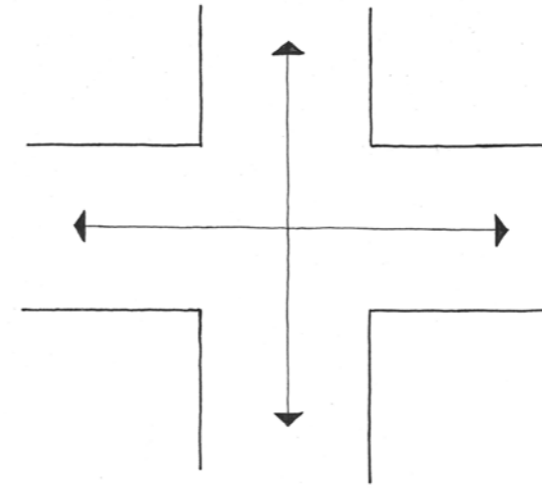
Busking can trigger members of the audience to spark unprompted conversations with each other. Whyte calls this phenomenon triangulation and it is something that can occur in other forms of play that gather spectators. The conversations are unplanned, playful and spontaneous in nature (Whyte, 2012). Informal seating with views over spaces where play occurs can help to promote this effect (Stevens, 2007, p. 117).

## Intersections

Stevens identifies intersections as locations that help promote play. People are forced to slow down and become aware of things that are not directly in their direction of travel. This opens up the opportunities for distractions, making them good locations for performances or displays (Stevens, 2007, pp. 99–106).



Street corner



Intersection of roads



Creating of space suitable for busking

## New Babylon, Constant Nieuwenhuys and The Fun Palace Cedric Price

Both New Babylon by Constant Nieuwenhuys and The Fun Place by Cedric Price were studied because of their aim to create more ludic spaces within cities, in an attempt to understand the methods used.

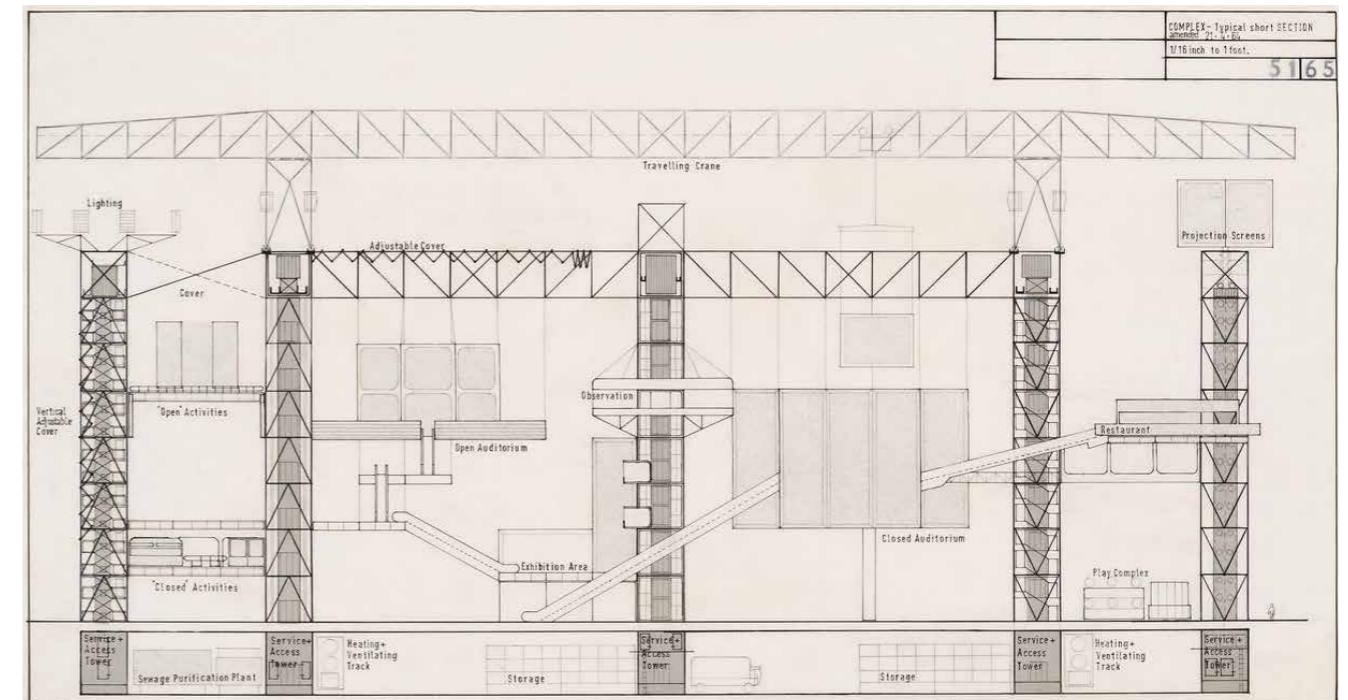
Both projects were a response to what Price and Nieuwenhuys saw as an overly functionalist and controlled city. Price saw the modern city as limited by the built environment of the past and the labels and functions associated with historic constructions. When describing urban environments, he said "redundant buildings and the resultant use patterns act as a straightjacket to total use and enjoyment." (Price, 2016, p. 21) He argued for a freer form of building that was less constrained to particular functions (Price, 2016, pp. 38–39). Nieuwenhuys shared a similar opinion, arguing that cities have become unsuited for the human need to play, described by Huizinga in *Homo Ludens*, and that they have become too functional to the point where human lives become a utility (Huizinga, 1949; Nieuwenhuys & Schrofer, 1966).

Both projects take a similar approach in seeking to resolve this issue of the functional and ordered city: they aim to create spaces that are flexible and change to the needs and requirements of the users. Price describes the Fun Palace as a framework capable of hosting all manners of facilities ranging from theatres and cinemas to restaurants and workshops. He aimed to create a space for experimental activities that are then defined and chosen by the users, the architecture itself simply providing the conditions needed and the ability to change (Price, 2016, p. 4,28,39,372). These ideas are seen again in New Babylon where Nieuwenhuys describes "the environment of the homo ludens has to be flexible, changeable, assuring any movement, any change of need, any mode of behaviour" (Nieuwenhuys & Schrofer, 1966).

New Babylon took a particular focus on creating a city of play inspired by the book *Homo Ludens*. Nieuwenhuys also worked as part of The Lettrist International and Situationist International which aimed to study the accidental playful qualities of existing urban structures and use them to create new architectural principles and ways of life. Building on the ideas discussed in these groups, Nieuwenhuys saw New Babylon as an artistic provocation of ideas for a future ludic city (Wigley & Constant, 1998, pp. 12-16,30,58,111).



2.16 - Large Yellow Sector model by Nieuwenhuys, 1958



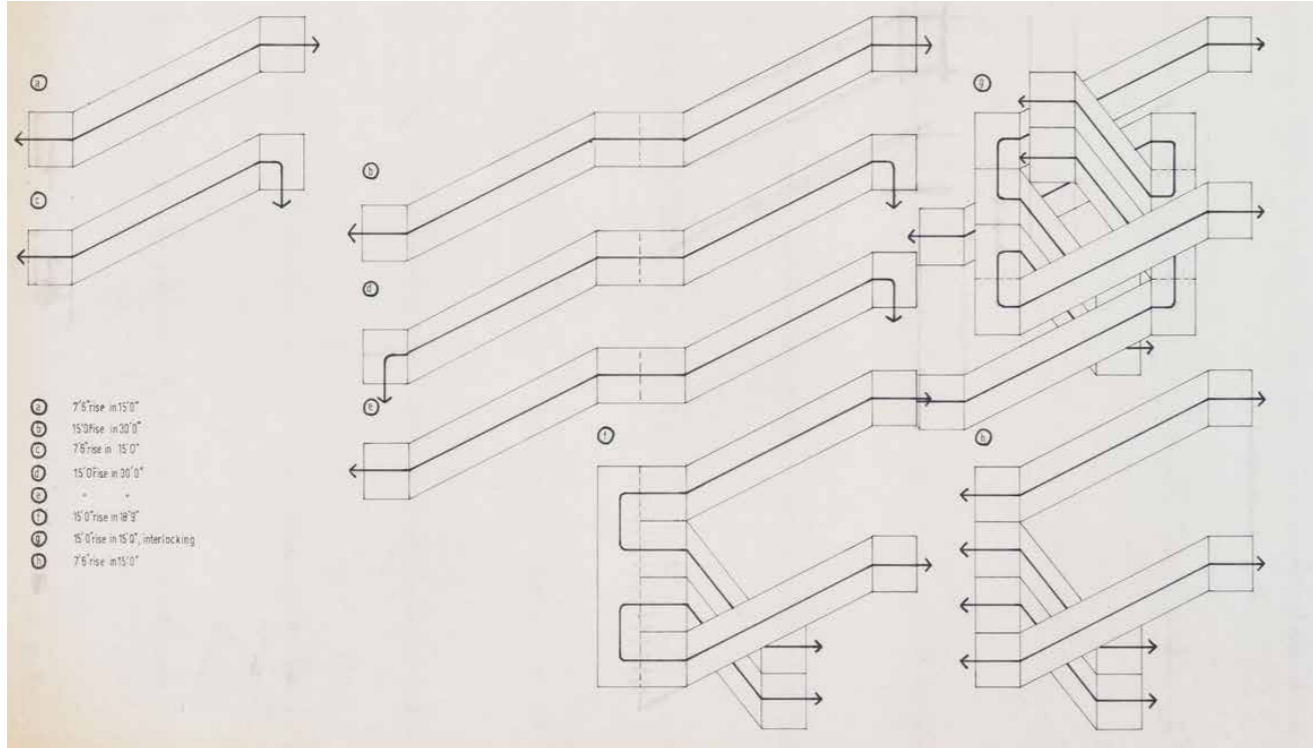
2.17 - Section of the Fun Palace by Price, 1964



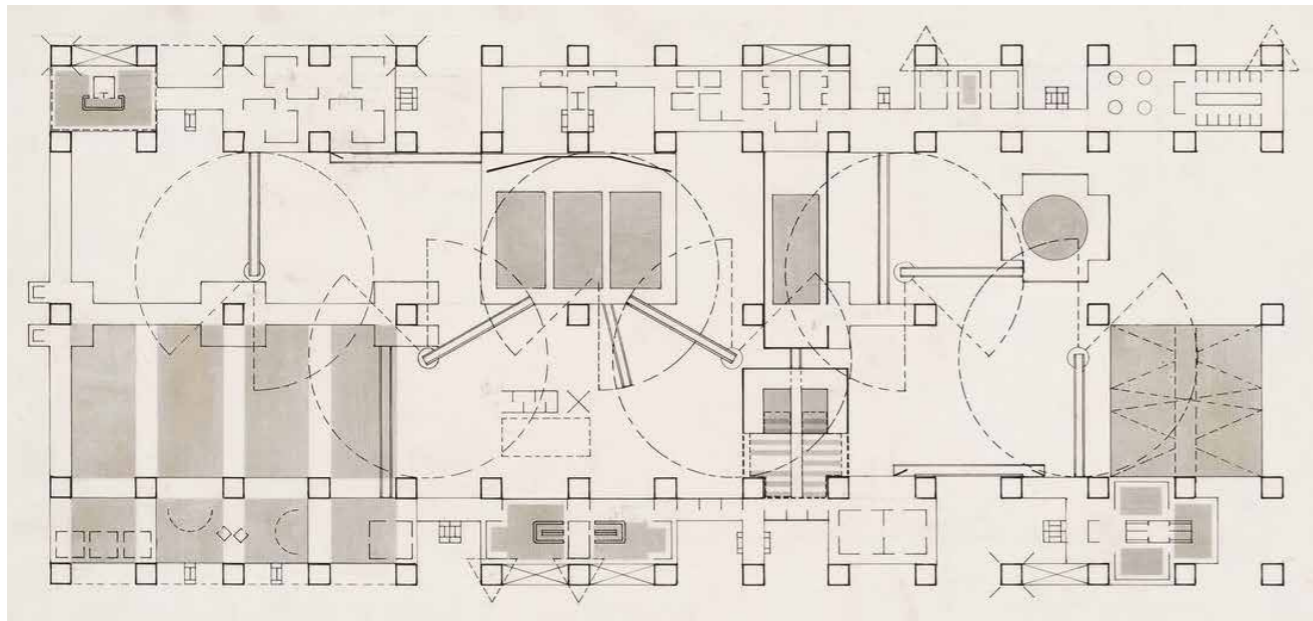
## Movable building elements

New Babylon aims to create a "chaotic arrangement" of spaces which can be taken apart and rearranged through the use of standardised walls, floors, ramps, bridges and stairs. These movable elements enable the city's residents to control and construct their own desired environments (Nieuwenhuys & Schrofer, 1966; Wigley & Constant, 1998, p. 13).

The Fun Palace also aims to create adaptable space with moveable elements. Movable circulation is a theme with visitors to the building moving around on walkways, escalators and ramps that can move and change orientation. Furthermore, Price drew ideas of modular systems that could be used to create the walls of enclosures for functions (Price, 2016, p. 95).



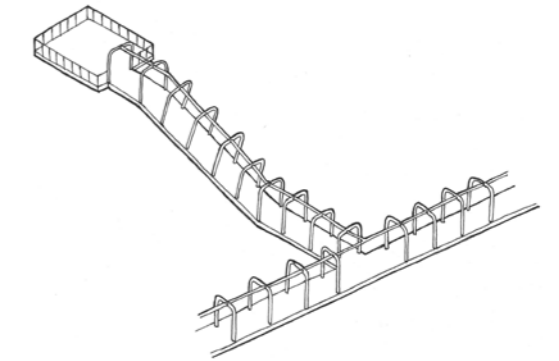
2.18 - Diagrammatic drawing of possible configurations of the modular stair unit designed by Price for the Fun Palace, 1964



2.19 - Typical plan for Fun Palace showing the rotating escalators, 1964

## Creating a labyrinth

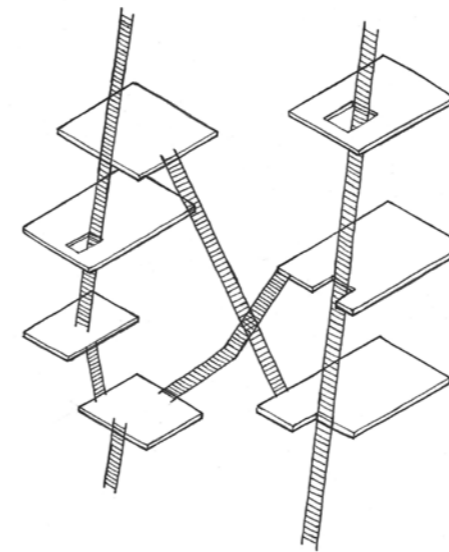
Nieuwenhuys proposed the "chaotic arrangement" of spaces in an aim to create a labyrinthine structure as an opposition to the modern city's utilitarian organisation of space (Nieuwenhuys & Schrofer, 1966). Where modern cities focus on effective orientation to allow efficient transport of goods, New Babylon proposes a maze of endless intersections, increasing social interaction. The sense of disorientation created aims to capture the spirit of those who wander cities without a purpose, welcoming the unexpected spectacles of the urban environment (Wigley & Constant, 1998, p. 14, 225, 226).



Raised gangways traversing in every direction

## Levels

Levels play an important role in both schemes. New Babylon is constructed at a new level above the existing city while also containing meandering paths and different levels within it. The Fun Palace also creates an arrangement of different spaces at different levels, suspended within the supporting structure (Price, 2016, p. 93).




Changing levels and ladders

(Left top) 2.20 - Large Yellow Sector model by Nieuwenhuys, 1958

(Right top) 2.21 - Mobile ladder labyrinth model by Nieuwenhuys, 1967

(Right bottom) 2.22 - Mobile ladder labyrinth drawing by Nieuwenhuys, 1967

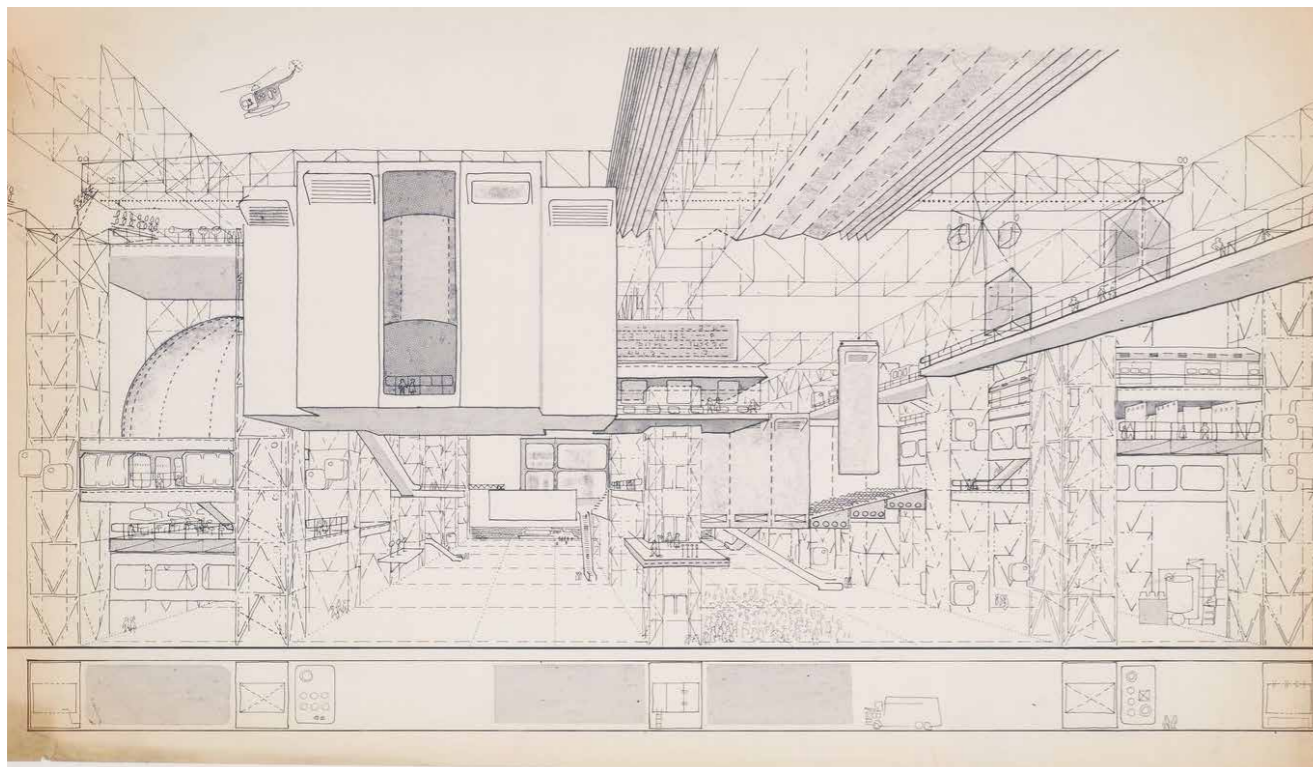
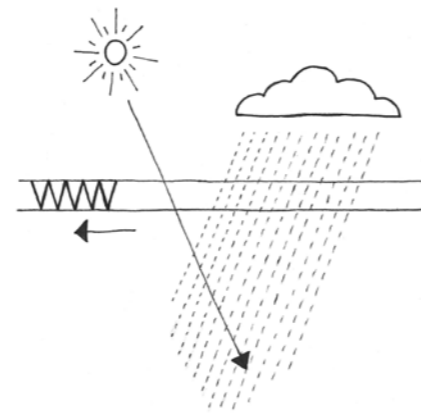
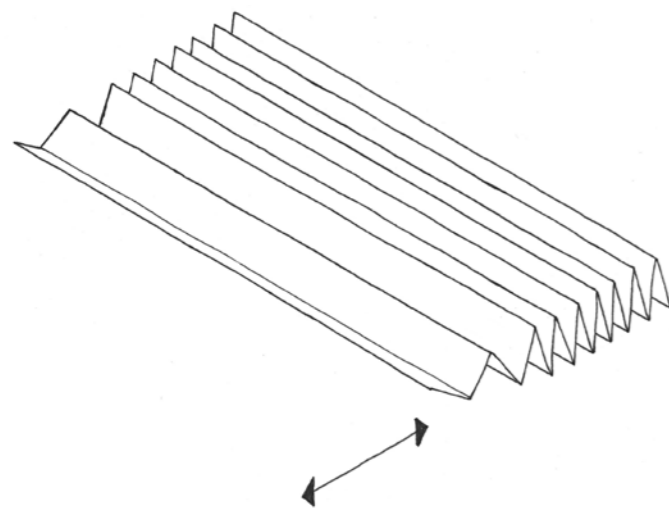
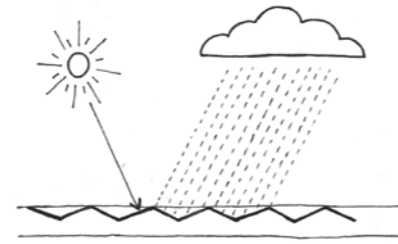


## Blurring inside and outside

Price describes how the Fun Palace's absence of doors means that people are able to choose how involved they are with the different activities found within each space (Price, 2016, p. 95). The diagrams on this page also show the roof designed for the Fun Palace that allowed the space to adapt and open up.

Nieuwenhuys describes the construction of inner division as senseless. New Babylon is instead proposed as fields of space which the inhabitants then roam between (Nieuwenhuys & Schrofer, 1966; Wigley & Constant, 1998, p. 13).

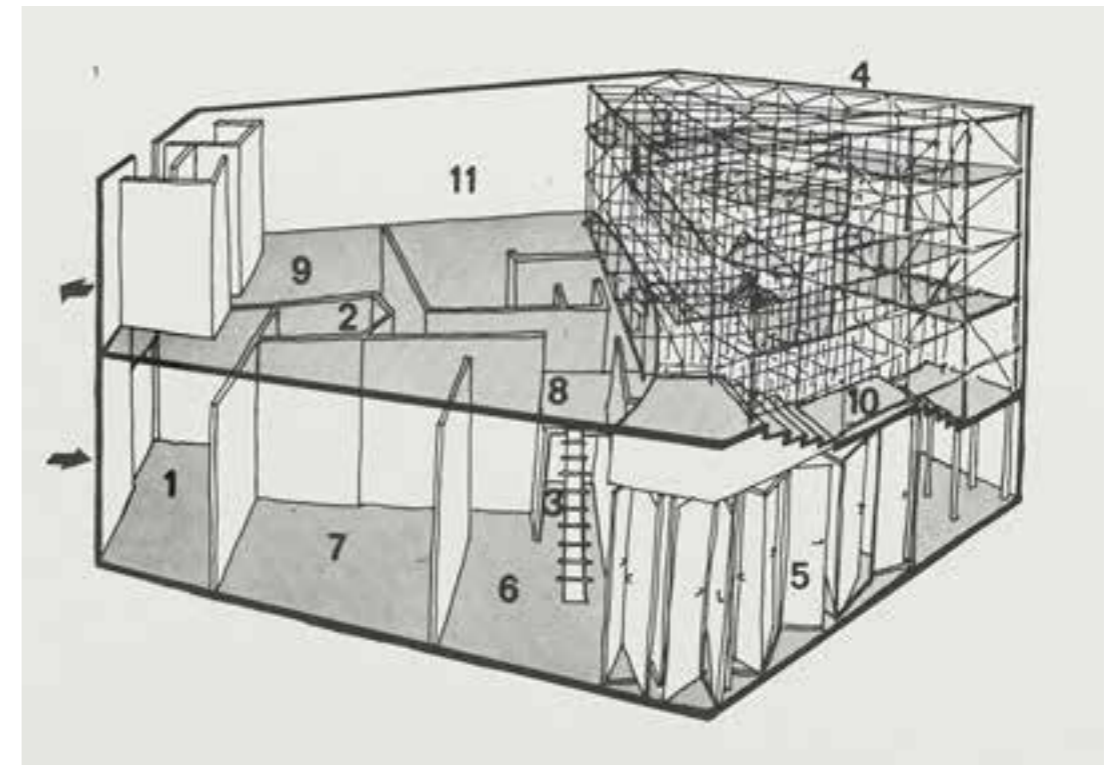
These ideas are related to the ideas of soft edges and thresholds discussed previously in the observations of Nijmegen.



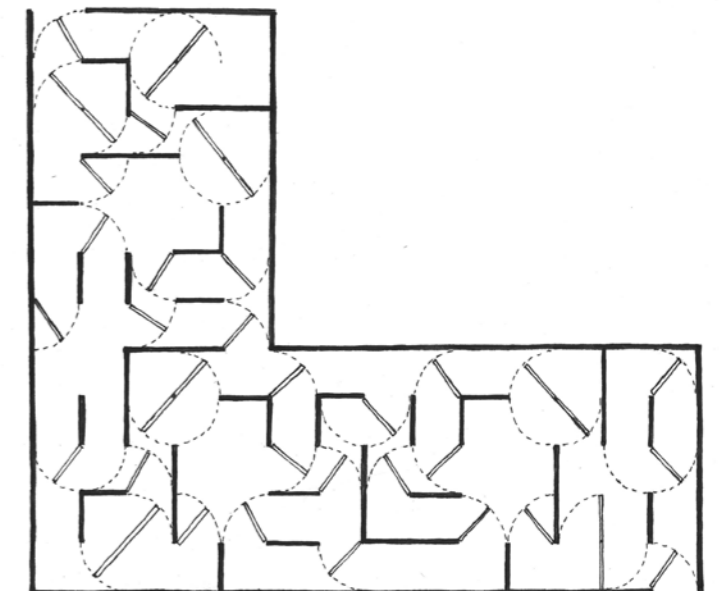
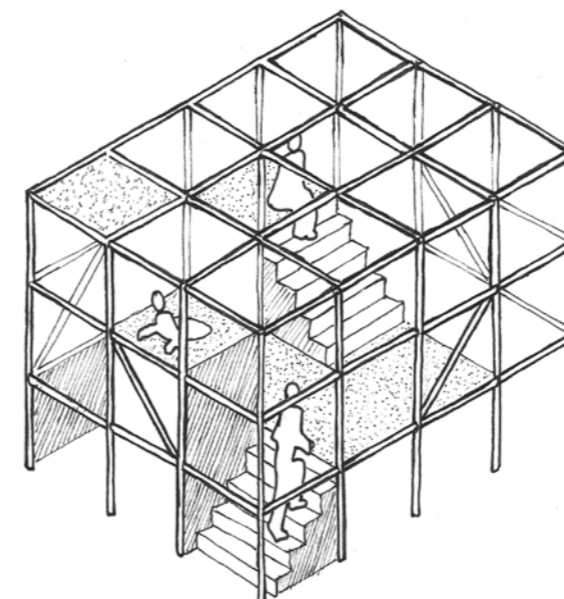
2.23 - Interior perspective of the Fun Palace by Cedric Price, 1960-5

## Experimental Studio Rotterdam

An example of a built project by Nieuwenhuys that incorporates ideas from New Babylon is the Experimental Studio Rotterdam exhibit. The labyrinthine spaces involved smells and sounds and required the visitors to climb and crawl through small spaces (Nieuwenhuys & Schrofer, 1966, p. 49).




2.24 - Experiment Studio Rotterdam, 1966



## Ludic Stairs

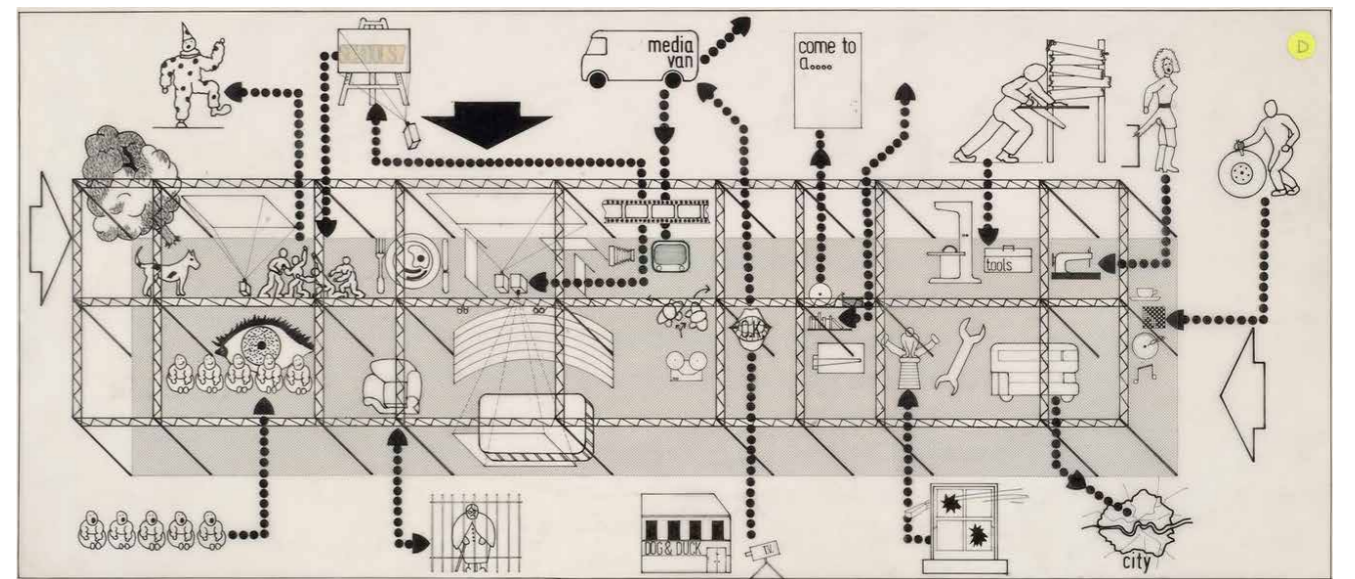
Another project that implements some of the characteristics of New Babylon, in a built scheme, is Nieuwenhuys' "Ludic Stairs". Built for an exhibition in the Amsterdam Museum in 1969, the stairs continue the themes discussed by challenging how things can be used and proposing new creative and playful solutions to the everyday (Stichting Constant, 2014). In this case the form and use of stairs is questioned and a new solution is proposed promoting the building user to question accepted norms.



2.24 - 2.26 - Constant Nieuwenhuys – Ludic Stairs displayed at the Amsterdam Historical Museum in 1969

## Inter-action

Inter-action is an example of a project built by Cedric Price that aims to incorporate the ideas of the Fun Palace. A flexible exterior structure supports interchangeable enclosures aiming to create a project that enables a flexible change of programme. Within the scheme there is a layering of permanency with the external structure lasting 20 years, the enclosures rearranging as needed and the contents of the enclosures altering even faster (Price, 2016, p. 327).




(top left) 2.27 - Aerial view of Inter-Action Centre, 1970-81. (top right) 2.28 - View of a fair held at the Centre between the 1st and 2nd phases of construction, 1974-1977. (bottom) 2.29 - Diagram mapping programme and community for Inter-Action Centre, 1977

## Sculpture and play - Isamu Noguchi

Isamu Noguchi, best known for his sculptural work, was interested in the relationship between people and the surrounding landscape (Lefavre & Döll, 2007, p. 49). One way in which he investigated this is the design of sculptural landscapes and play equipment. Play sculptures and forms had the benefit that though their use people would not only look at the object but interact with it. A key characteristic of his play forms is that their use is not always evident, enabling interpretation by the user and encouraging exploration (Hunter, 1979, p. 58; Noguchi & Fuller, 2015, p. 168). He argued a similar point to Stanford Anderson (1978) in acknowledging the idea of a latent space or a gap between the "cubic feet of space and the additional space that imagination supplies" (Noguchi & Fuller, 2015, p. 160). He saw children as having an upper hand in seeing the possibilities the world had to offer because everything is a new experience, not yet confined to rules or expectations (Noguchi & Fuller, 2015, p. 168).



Perhaps one of the most ambitious ideas was his design for "Play Mountain" - a communal play park proposed for a whole city block within Manhattan. The scheme proposed a large pyramid-like structure that could be climbed on containing a gymnasium, swimming pool, and skating facilities (Hunter, 1979, p. 56). Externally, water would run down the slope into a shallow pool. The slope could be used as a place to sit and watch performances at the bandstand during summer and a place to sledge in the winter. Similar themes were seen in subsequent work for similar landscaped playgrounds throughout his career (Noguchi & Fuller, 2015, pp. 176-177).



(top) 2.30 - Playscapes, Piedmont Park, 1976. (middle) 2.31 - Slide Mantra, 1986. (bottom right) 2.32 - Play sculpture at Moerenuma Park in Sapporo, Hokkaido, Japan. (bottom left) 2.32 - Play Mountain idea for playground, 1933.

## Architecture of Joy - Arakawa and Gins

Shusaku Arakawa and Madeline Gins also investigated the relationship between the human body and architecture. Their work focused on creating architecture of joy that promotes life or the act of non-dying. They aimed to challenge people instead of providing spaces that were overly comfortable (Lambert, 2014, pp. 7-15; Yamaoka, 2010) Jenks in *Adhocism* argues a similar point that repeated standardized forms of the modernist movement create spaces where bodies become too comfortable and unengaged with the environment around them (Jencks & Silver, 2013, p. 56). In contrast, Arakawa and Gins created spaces where playing becomes living and the body is constantly challenged in how to occupy a space or what function spaces should be used for (Lambert, 2014, p. 41,60).



(top) 2.33 - Inside the Bioscleave House, 2008. (middle) 2.34 - A round-bottomed study in one of the Reversible Destiny Lofts, 2005. (bottom) 2.35 - Ubiquitous Site, Nagi's Ryoanji, 1994.

# Amsterdam orphanage and playgrounds - Aldo van Eyck

A number of themes already discussed can be seen in the work of Aldo van Eyck. Van Eyck believed part of the architectural problem was that elements were not just purely functional but also had a symbolic and social impact (Grafe et al., 2018, p. 15). This can be seen throughout his work where he carefully composes moments that allow interpretation and play. Van Eyck was interested in the informal way that life operated within the city and its urban fabric (Wigley & Constant, 1998, p. 28).





## Water

Carefully created forms are planned externally that collect rain water creating a small pool with a reflective surface.

## Boundaries

Boundaries, mainly formed from circles, can be seen repeated throughout different elements.



## Thresholds

The threshold between indoor and outdoor space are carefully composed, emphasizing their connecting function.

## Soft edges

Throughout the orphanage there is a connection between the inside and outside: external doors connect the internal spaces with the external courtyards, windows frame moments in the courtyards and large windows open spaces out to the greenery. In addition, similar elements were used externally to reinforce this link. For instance the reflective pool of water creates similar moments to reflective polished metal internally. Van Eyck believed that spaces inside buildings were never fully interior but also carried qualities of exterior spaces (Grafe et al., 2018, p. 15,47).

## Props

Within the Amsterdam playgrounds van Eyck created frames and stepped forms that invite interpretation from the children.

In the Orphanage building, he creates fixed pieces of furniture that also invite interpretation and engagement.

2.36 - (top) photos of Aldo Van Eyck's Amsterdam Playgrounds, (bottom and opposite) photos of his orphanage project.

## Conclusions

The studies into how play takes place within the city shows peoples' imagination and creativity in repurposing urban elements. It is also clear from observing the people of Nijmegen and analysing the case studies that steps, benches, ledges, paving, corners, nooks, doorways and other urban elements have far greater importance than simply their functional purpose. These ordinary elements have the potential to offer spaces in the city for play, testing limits, and socialising.

It also becomes clear what is meant by Karen Frank and Stevens when they describe loose space in cities as created through creative use by people (Franck & Stevens, 2006, p. 11). This creative mindset can be difficult to achieve and requires thought beyond the categories of use assigned to objects. The more sculptural precedent studies such as the work of Noguchi create architectural elements or props that the user has not encountered in the past, meaning that there is a no "intended use" aspect of the to the element. This intentional manipulation of space encourages people to approach the built environment with fewer social constraints and to make the most of what the space has to offer. In contrast, the work of van Eyck creates known elements such as steps and seats in new forms that can empower users to become more spatially aware of the element and its possible uses.

In *Life Between Buildings*, Gehl describes three categories of urban activities: necessary activities, optional activities and social activities. He argues that necessary activities will always occur but that optional and social activities only occur in spaces that offer favourable conditions (Gehl, 2011, pp. 9–12). Good design of urban spaces can then be seen as learning from the elements documented within this catalogue in an attempt to create more spaces in the city where play and social interaction can occur.

The catalogue of research creates a treasury of elements that were then used in the design of the project, as described in the following sections.

## Development from research into design

The following section outlines the transition from research into design of the urban plan, building programme and architectural design. These three areas of the design all aim to respond to the theme of escape which emerged during the group work in the previous section, "What time is this place?"

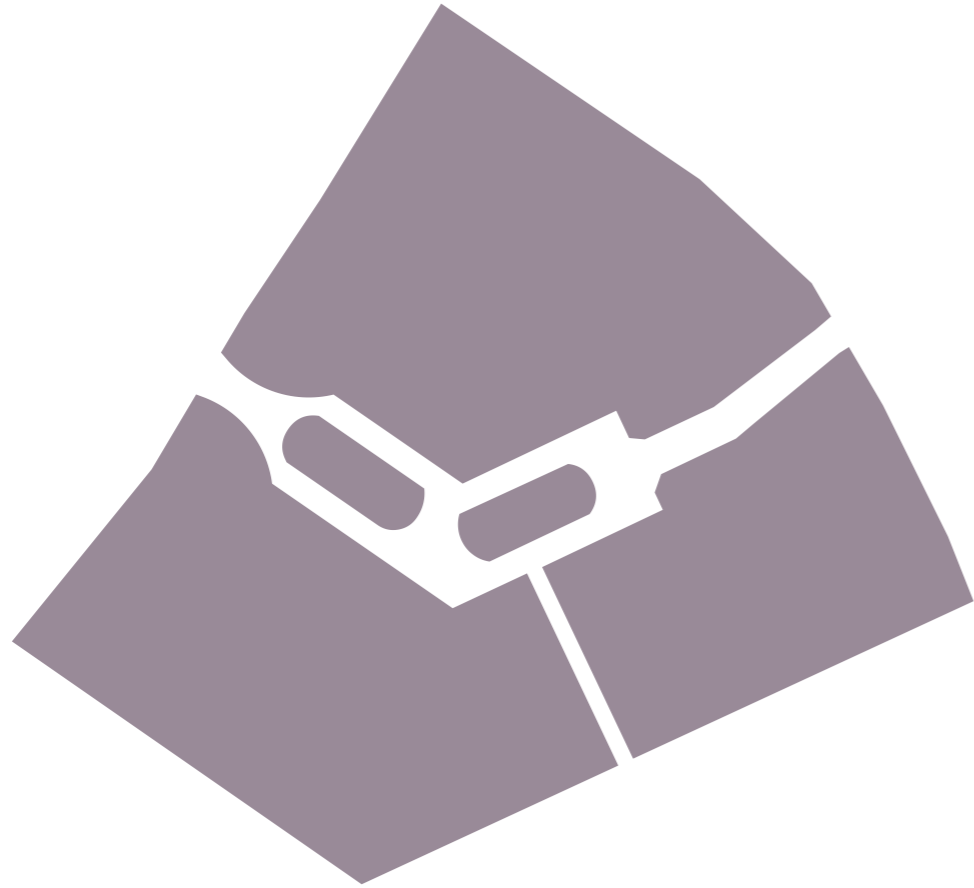
The following section will outline the:

Urban proposal – The creation of an oasis in the city centre, an escape from the dominant consumerism of the area.

Building programme - The proposal for a Health and Wellness centre that aims to provide an escape from the consumerist values present on the site and replace them with ones of community and mental and physical wellbeing.

Architectural and detailed design – Implementing the previously outlined research into play, as a form of escape, within the architectural and detail design of the building.

## Development of Urban Scheme

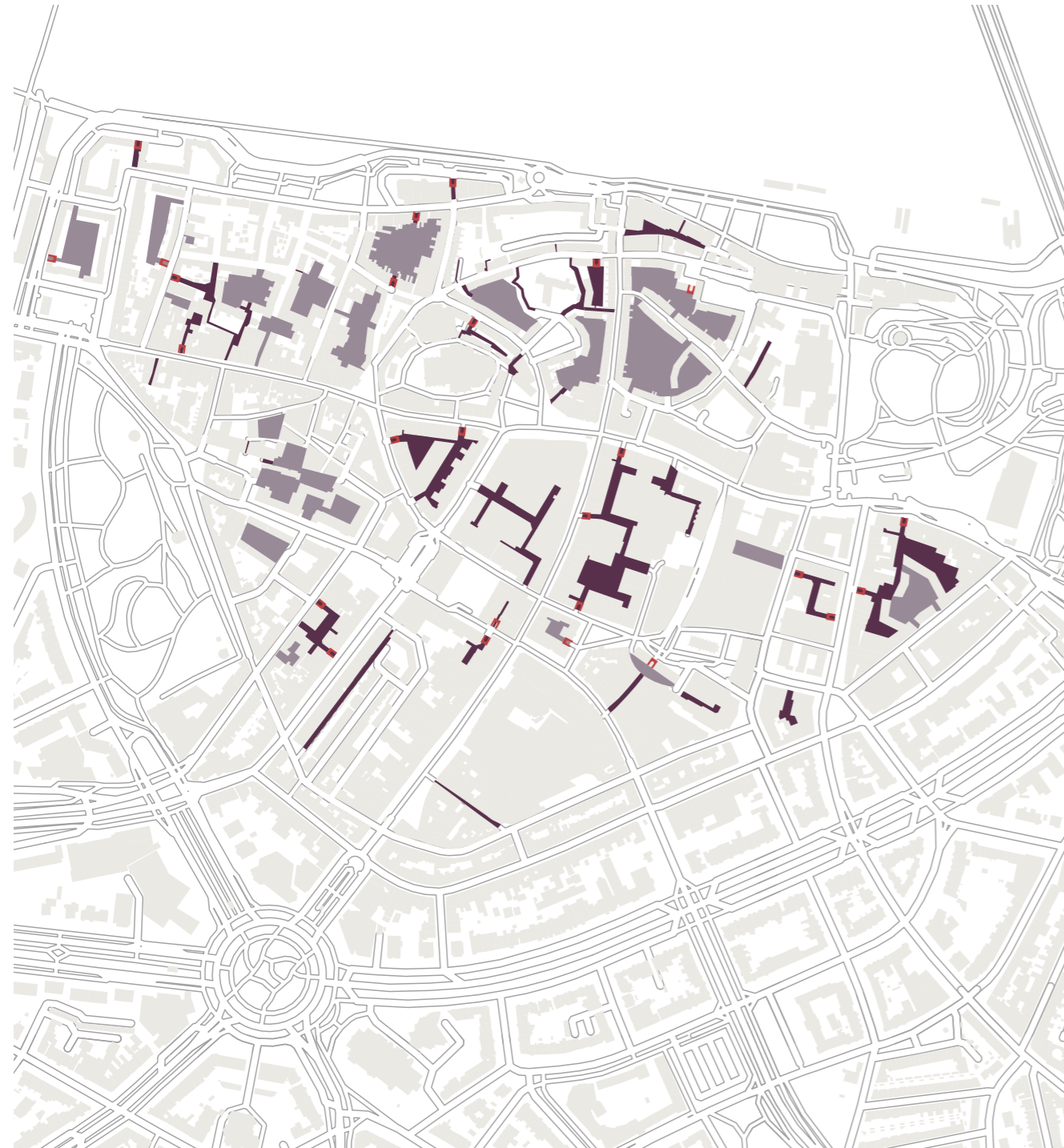


The creation of an oasis in the city centre, an escape from the dominant consumerism of the area.



## Nijmegen's courtyards

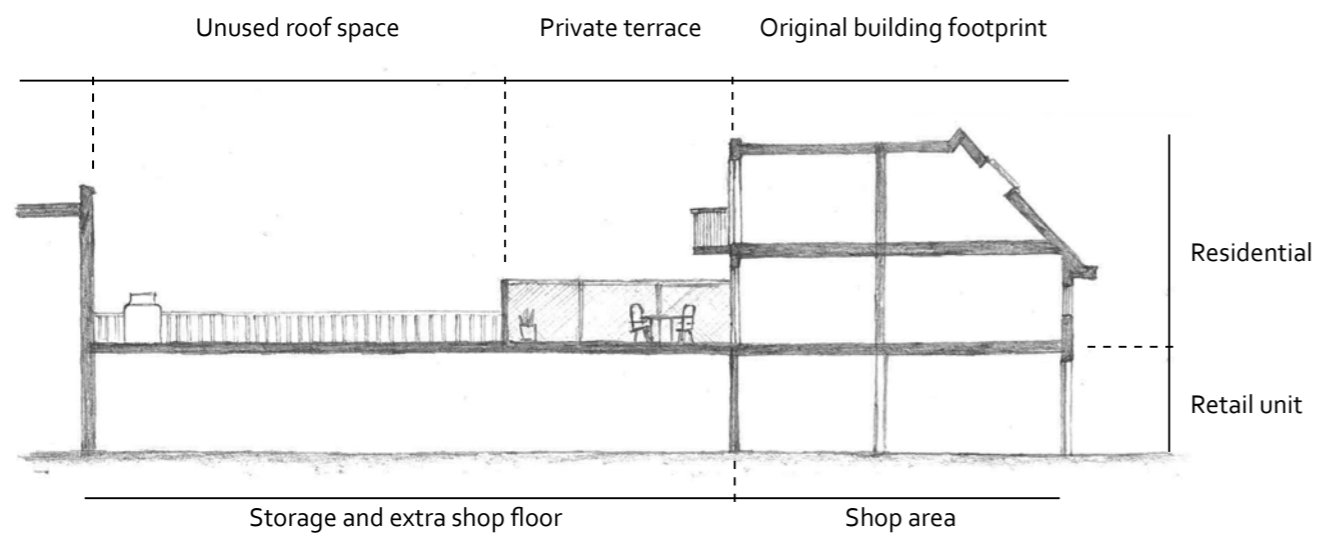
When walking the city, it became clear that the typology of an inner courtyard within urban blocks was common. These inner spaces range from back alleys to larger courtyards that contain amenities such as playgrounds. Passages are also seen as a common way of breaking the facades and allowing access into these inner spaces. These passages also have a historic significance for the site of the Molenpoort which takes its name from a nearby passage that passed through the old city wall.



## Typical section of adjacent building

Through investigating the urban context of the area, it became evident that the site was surrounded by a specific situation. Most of the surrounding buildings are used as shops, cafes or bars on the ground floor, and consequently the buildings have been extended to the property boundary on the ground floor to provide more shop or storage space.

The original building then has a residential function on the upper floors. This creates a large roof space that the first floor opens out onto. Some of the residential flats have made use of some of this space for terraces but a lot of it is unused as seen in the images below.



## Adjacent programmes

This study helps to illustrate the way that the site is surrounded by shops and cafes on the ground floor that have been built up to their boundaries, and that the level above is predominantly used for housing. The diagram also highlights the large parking garage in the block to the north of the site, raising the question of how much parking the area needs. The currently unused roof space is also highlighted in light grey.



# Urban plan ground floor level

-  Parking
-  Proposed Housing
-  Proposed facilities
-  Proposed retail units







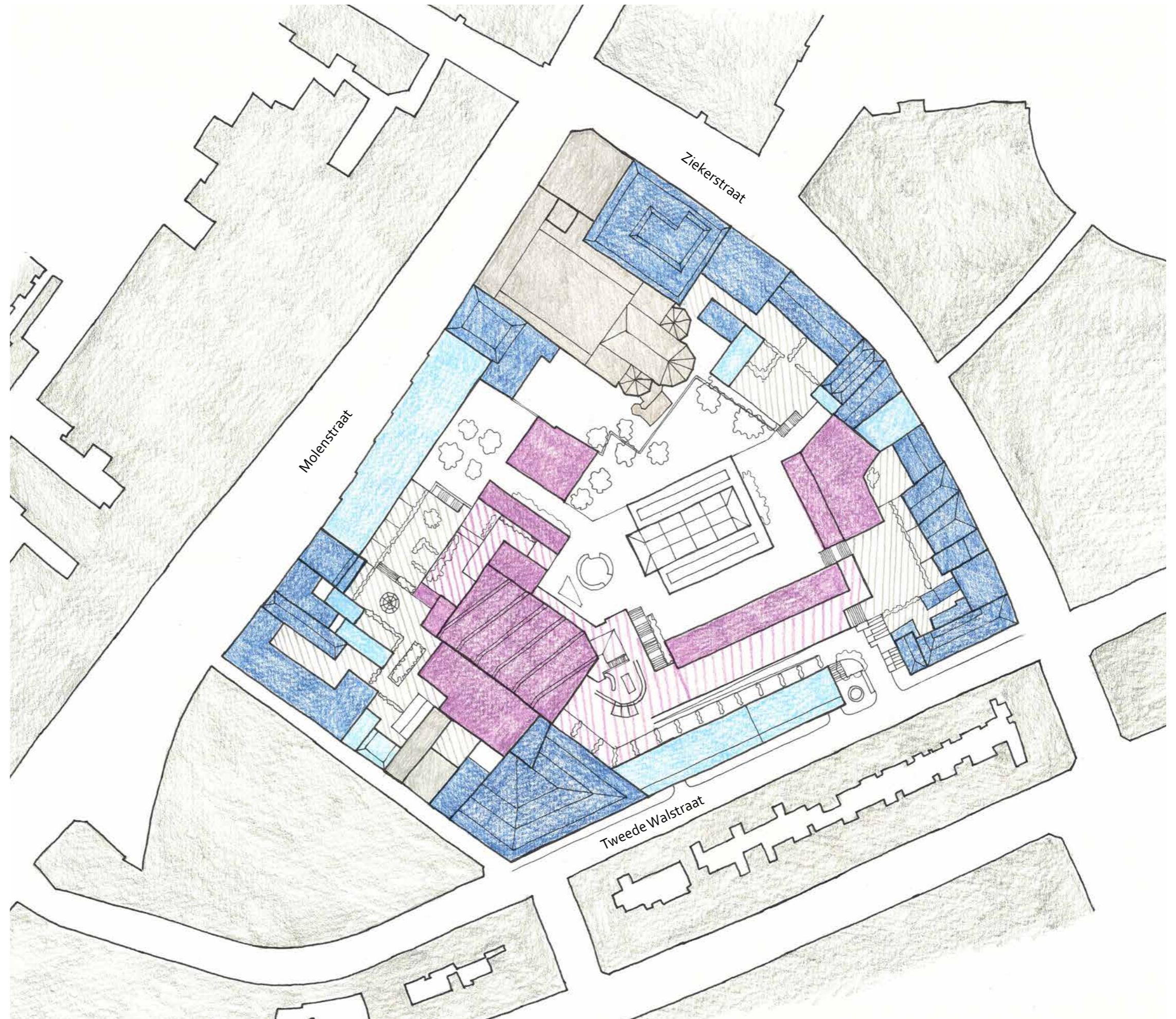
The scheme aims to create a place separated from the surrounding shops that is focused on wellbeing and health. The outer edge of the block is used to create retail units for those entrepreneurs from the Molenpoort that wish to remain on the site. As well as this on Tweede Walstraat, opposite what is already social housing, more housing with parking on the lower levels is proposed.

The central oasis is occupied by community buildings. These buildings include the health and wellness centre, an arts centre, a community kitchen with allotment and childcare facilities. At the centre of the scheme is a winter garden that can be used informally for covered park activities and also rented for events.

Scale 1:1000

# Urban plan upper level

-  Existing housing
-  Proposed Housing
-  Proposed facilities
-  Roof terrace
-  Roof terrace (above proposed facilities)



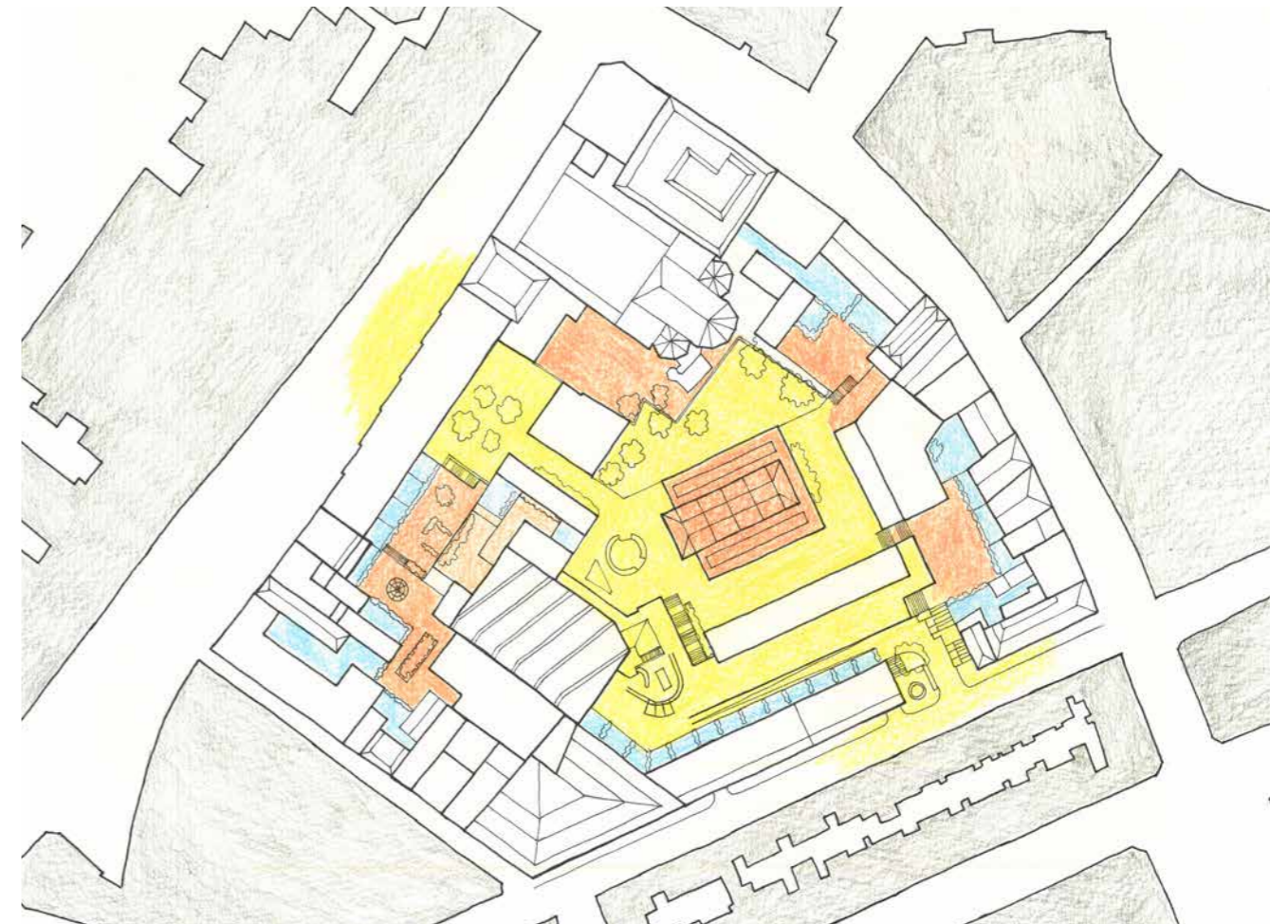
The upper level is characterised by a ring of housing which opens up onto first floor roof space (hatched area), separating the housing from the inner community buildings.

Scale 1:1000

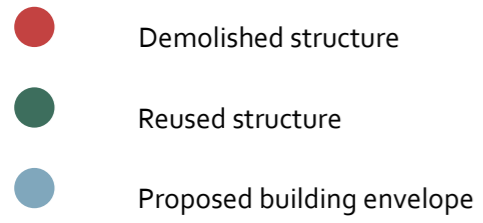
## Public, semi-public, and private



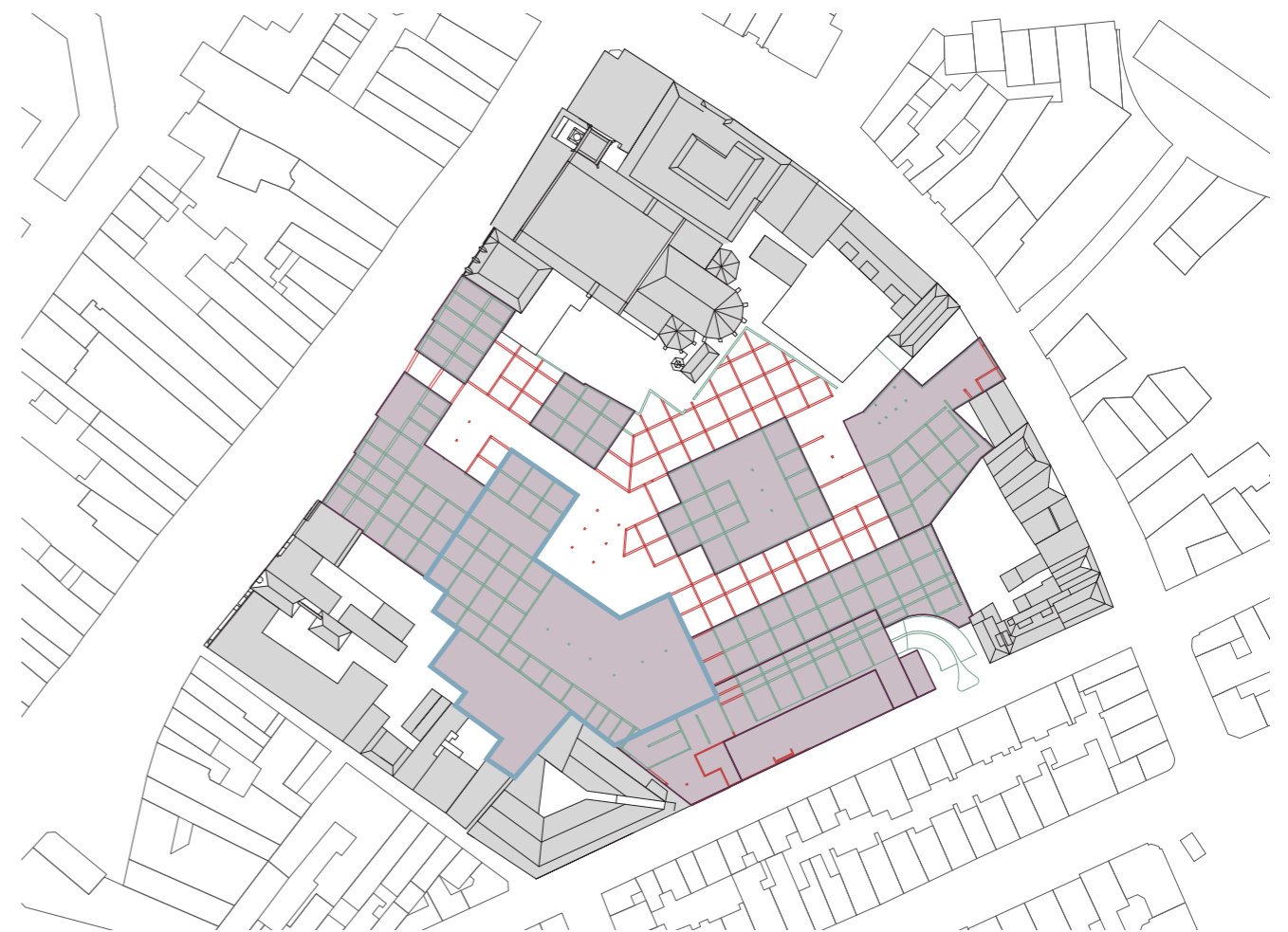
The proposed scheme creates a transition between fully public space on the ground level to more semi-public space and then private gardens on the first floor roof space.



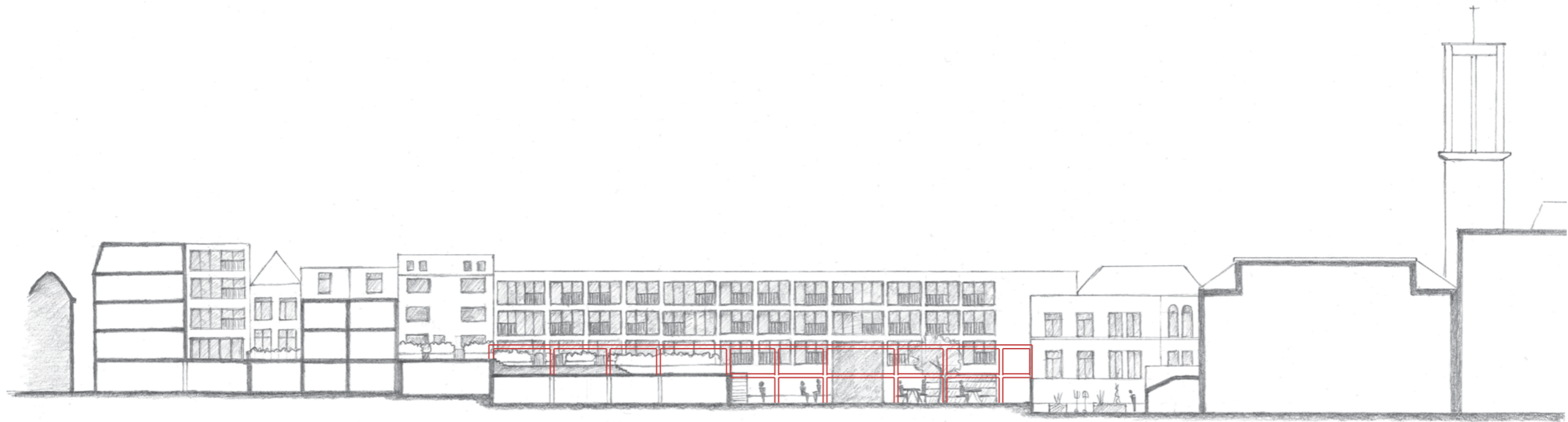
## Demolition plan



The scheme is designed within the boundaries of the grid enabling for the existing structure to be reused.

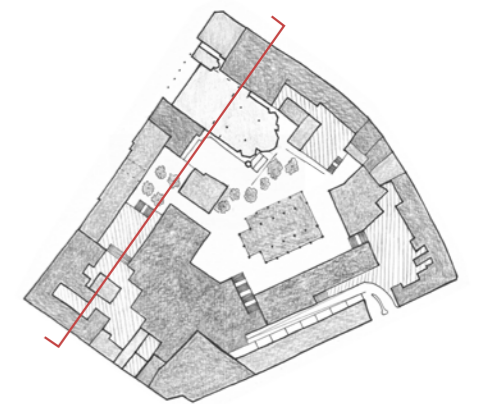


# Urban section



Here red lines indicate the proposed demolition of the shopping centre. In some places the full structure is demolished to create the public spaces and in other parts only one level is demolished to create a connection with the adjacent roof spaces.

Scale 1:500



Urban section



Shops with housing above

Roof terrace

Health and Wellness Centre

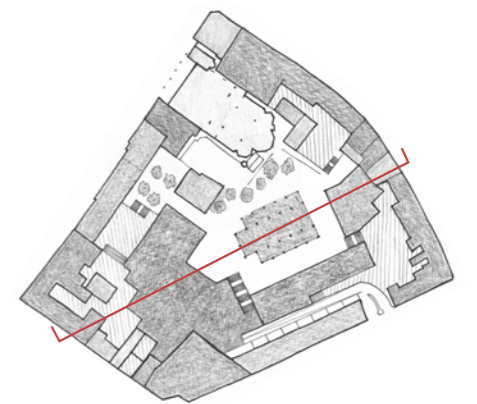
Central square

Winter garden event space

Child care

Shops with housing above

Scale 1:500



## Development of building programme



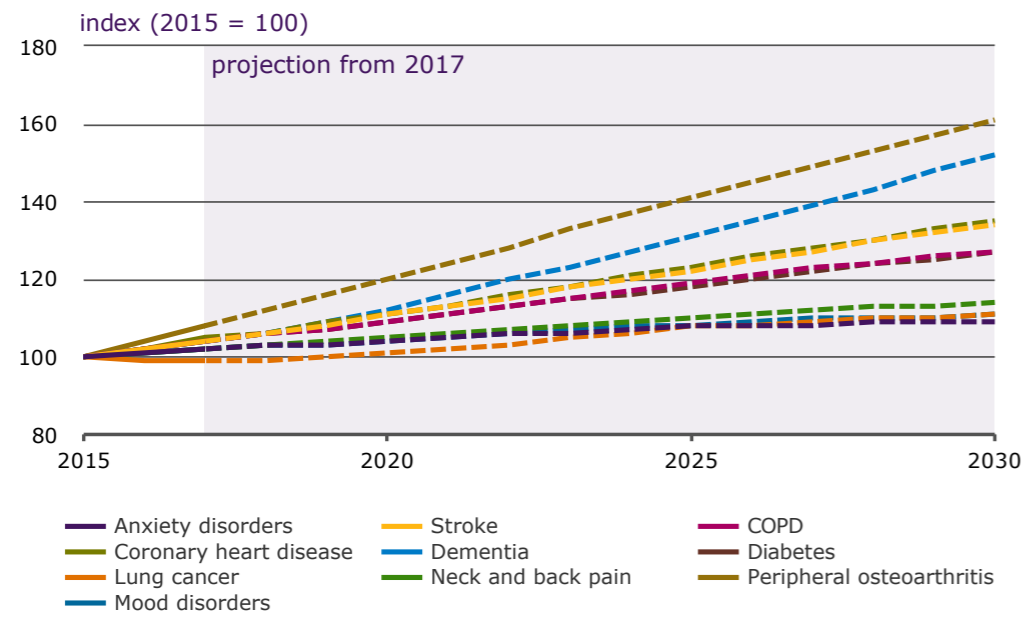
The proposal for a Health and Wellness centre that aims to provide an escape from the consumerist values present on the site and replace them with ones of community and mental and physical wellbeing.



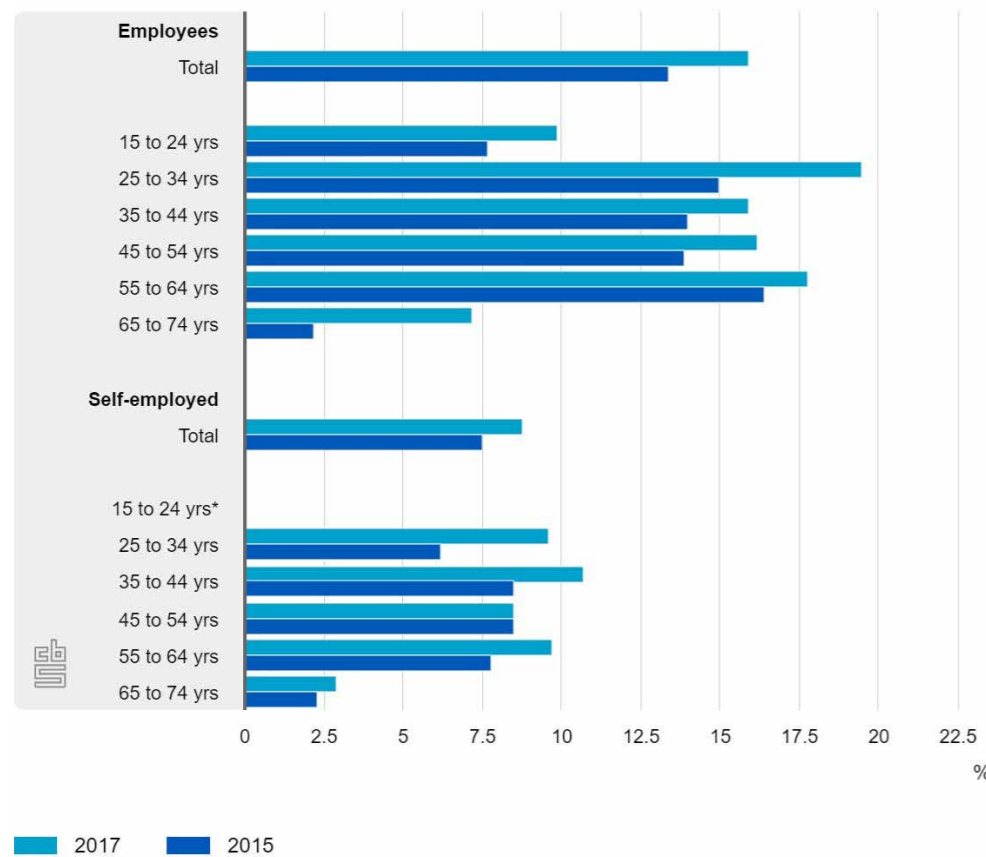
## Problem statement recap

As outlined in the problem statement at the start of the book, the modern way of living has seen an increase in lifestyle related illness. This increase has caused for a fresh look at what good health is and requires. For this to be a success we need to let go of our current understanding of what healthcare is. In the spirit of bricolage and adhocism, the programme aims to achieve this through combining aspects of existing typologies, in particular health centres and leisure facilities.

The proposed programme aims to speculate a future typology that could provide a place for escape from consumption and constructed time, a place for self-reflection, health and well-being.



3.1 - Trend in prevalence of health problems in Nijmegen



3.2 - Trends in work related mental fatigue

“The continuing rise of lifestyle-related diseases and chronic disorders means that we need to take a fresh look at health and healthcare, and must combine prevention and treatment.” - TNO

## Precedence for a new typology in preventative health

Perhaps best described by Pattern 47, "Health Center", of *A Pattern Language*, where Christopher Alexander calls for the creation of a new system of care, preventative health centres emphasise an active approach in keeping people healthy and not just the treatment of sickness. This system was tested during The Peckham Experiment, which provided leisure and social facilities for the surrounding community as well as active participation from doctors providing knowledge on healthy living and regular consultations. The founders of the Peckham Experiment accused existing "health centres" of actually being polyclinics focused on the treatment of the sick. The Peckham Experiment was found to be successful in treating issues of early sickness leading to better health later in life, as well as providing the necessary social and physical activities for healthy living. (Alexander, 1977, pp. 252–255; Pearse, 1947, p. 48,79,113,290)

Other examples of projects which question the future of healthy living included OMA's "Hospital of the future" and McGinlay Bell's project "New Typologies". Both of these examples question the current ideas of only treating sickness and propose instead a more holistic approach that includes prevention.



3.3 - The swimming area at the Peckham Experiment, 1926 - 1950



(top) 3.4 - OMA's Hospital of the Future project. (bottom) 3.5 - A model for McGinlay Bell's New Typologies project.

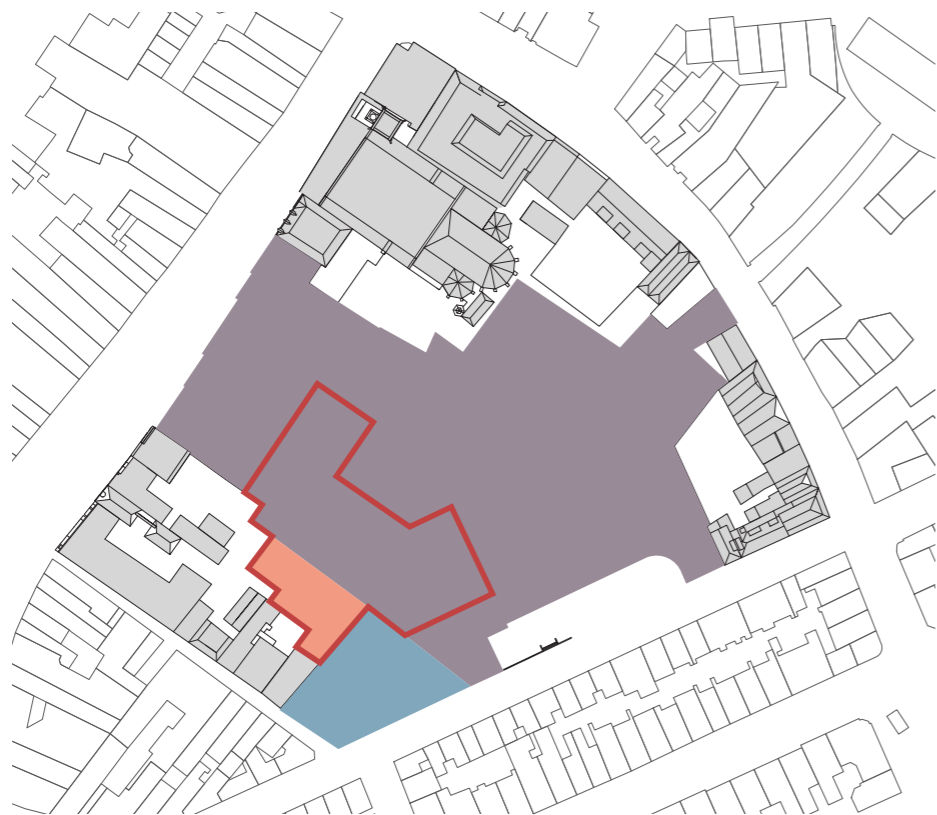
# Proposed Building Program

The building's programme is inspired by the 3 forms of prevention: primary prevention through education, reduction of stress and healthy diet; secondary prevention, which is early detection of conditions; and tertiary prevention, reduction of exasperation after diagnosis (Lombarts, 2013).

The proposed building programme then combines therapies that can be used both as part of primary prevention and tertiary prevention with healthy lifestyle activities. Health check rooms provide the opportunity for custom plans to be created for people to help them achieve their healthiest lifestyle. During the Peckham Experiment it was found that only 9% of participants were completely healthy and that the general population benefited from health advice (Pearse, 1947, p. 13).

The pairing of physio and psychological therapies with lifestyle related activities also helps to normalise these services and make them part of everyday life. Flexible studio spaces then also provide space for classes such as yoga, pilates, dance and exercise. All of these activities help to bring people together building relationships and helping with mental well-being.

The health benefits of play described in the problem statement (on page 10) mean that encouraging play within the architectural design of the building will also help to promote healthy lifestyles.



## Consultation and therapies

Health check rooms	2	50 m <sup>2</sup>
Physiotherapist	2	50 m <sup>2</sup>
Large physio room	1	60 m <sup>2</sup>
Psychologist	6	85 m <sup>2</sup>
Group therapy/ Seminar rooms	2	75 m <sup>2</sup>
Acupuncture/ Massage	4	75 m <sup>2</sup>

## Lifestyle

Swimming pool	1	620 m <sup>2</sup>
Sauna and steam rooms	4	20 m <sup>2</sup>
Hydrotherapy baths	1	230 m <sup>2</sup>
Changing	4	240 m <sup>2</sup>
Sports hall	1	720 m <sup>2</sup>
Squash courts	1	650 m <sup>2</sup>
Ping pong	1	130 m <sup>2</sup>
Spectators	2	180 m <sup>2</sup>

Flexible studios (Yoga, Pilates, Dance, Boxing, Amateur drama, exercise classes)	2	250 m <sup>2</sup>
---	---	--------------------

Active corridor (Including bouldering, climbing wall, parkour equipment and social club)	1	460 m <sup>2</sup>
---	---	--------------------

Administration		90 m <sup>2</sup>
----------------	--	-------------------

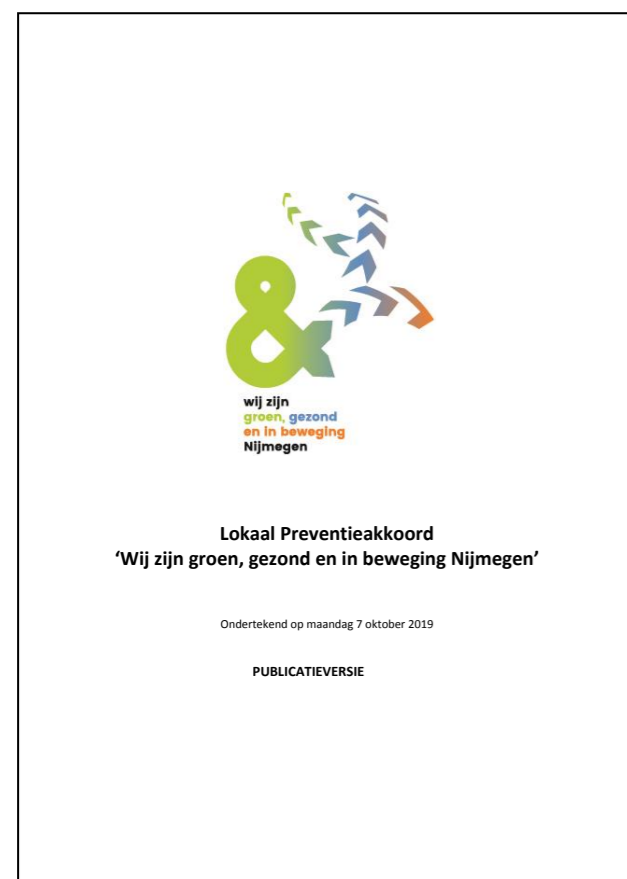
Services (toilets, plant, storage)		520 m <sup>2</sup>
Circulation		370 m <sup>2</sup>

<b>Total</b>		<b>4350 m<sup>2</sup></b>
--------------	--	---------------------------

# Nijmegen Prevention Agreement

The need for prevention within the Netherlands has been recognised by national health initiatives as well as regional municipalities (Ministerie van Volksgezondheid, 2018). Nijmegen for instance, has published a local prevention agreement aimed at creating healthier lifestyles. As part of improving mental health and social well-being, the report outlines aims to create more space for greenery, relaxation, social interaction, sports and play (GGD Gelderland-Zuid et al., 2019). This outlines the interest within governing bodies for improving preventative healthcare as well as providing possible funding for the scheme so that the facilities are not limited to those who are able to pay for them.

As part of the prevention agreement the municipality has created circuits that encourage exercise around green spaces. However, none of the circuits are currently within the city centre. The proposed scheme aims to build on these good initiatives by exploring how the built environment itself can play a role in encouraging people to take a break, exercise and play.



## Aims:

- Reduction in those who smoke
- Decrease in overweight population
- Decrease in excess consumption of alcohol
- Improved mental health and social well-being
- Creation of a healthy environment

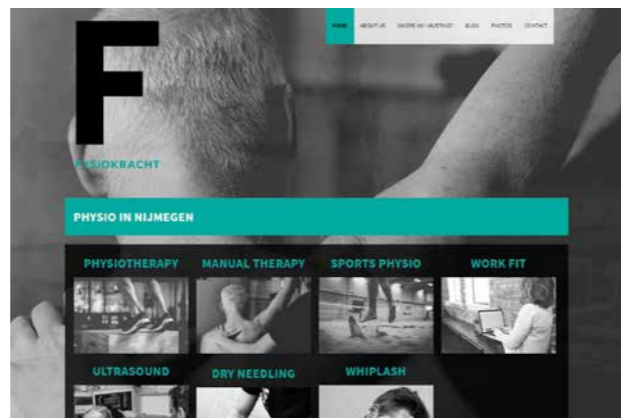
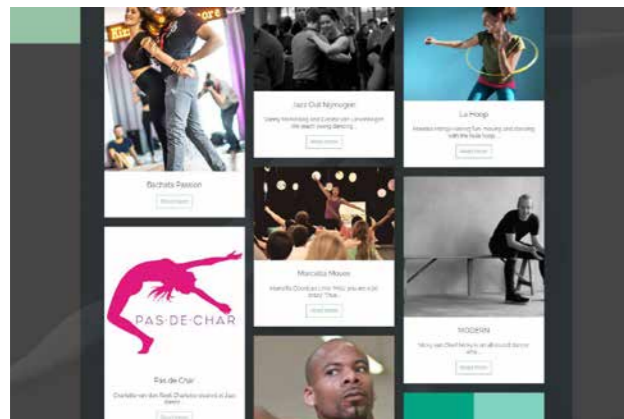


3-5 - Cover of Nijmegen's prevention agreement

3-6 - Exercise circuits created by Nijmegen's municipality.

# The Honig Complex

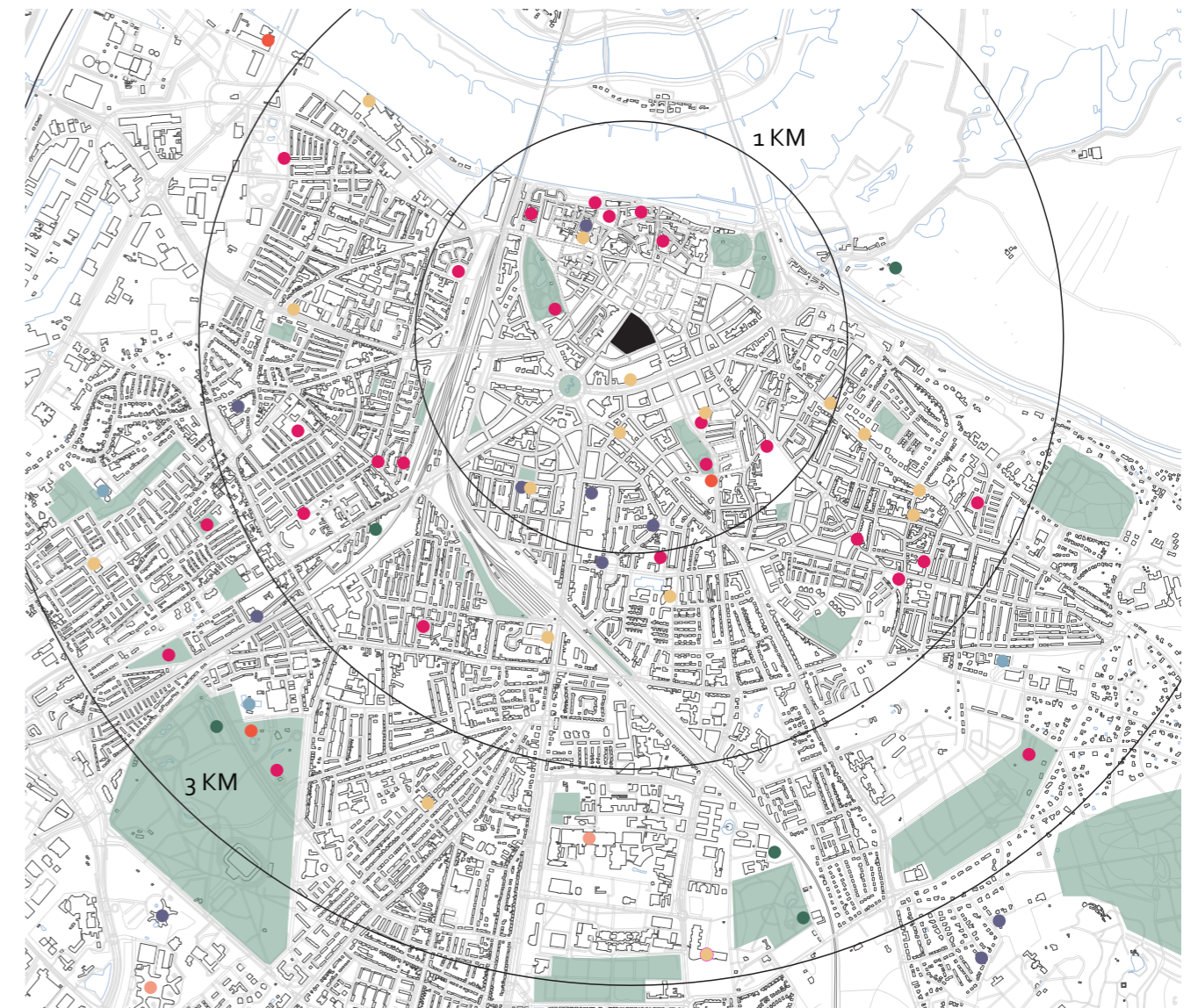
Similar programmes to those which are proposed can be found at the Honing Complex which is set to close in a years' time. Volleyball, dance, boxing, amateur theatre and physio facilities are examples of the types of businesses that aim to be accommodated by the flexible studio spaces and sports hall of the proposed scheme.



# Large scale programme study

This programme study carried out on a larger scale showing programmes that are similar to the programmes suggested by the urban scheme. This process helped to give a better understanding of the context that such a scheme would sit in. It is clear that Nijmegen already has some wellness facilities such as parks, swimming pools and playgrounds, however what is interesting to observe is that these facilities are spread out over the wider area of Nijmegen. The very centre of the city, near the site is dominated by shops and cafes, therefore strengthening the idea that this is a suitable place to test how such programs could be incorporated into an urban site with the refurbishment of a disused shopping centre.

- Skate Parks
- Play Parks
- Meditation
- Gardens
- Swimming Pools
- Hospital
- General Practitioner



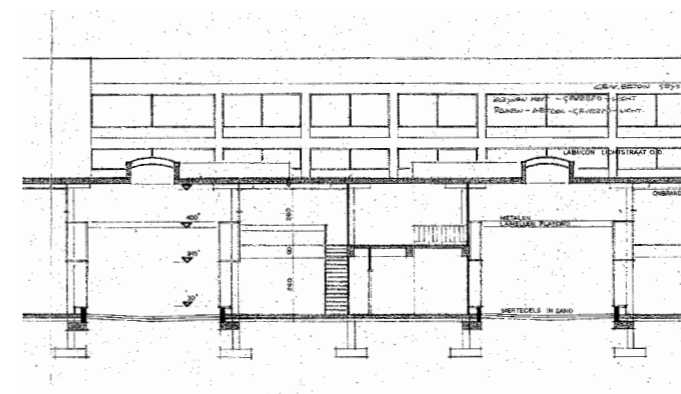
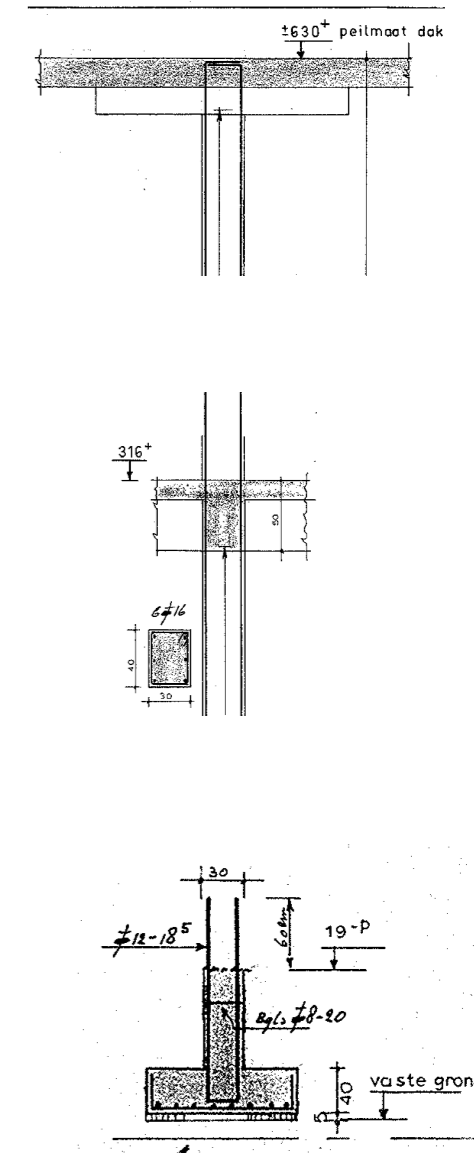


Implementing the previously outlined research into play, as a form of escape, within the architectural and detail design of the building.

# Understanding the Site

A detailed study of a fragment of the Molenpoort included in and surrounding the proposed building envelope was carried out. This was done to gain a detailed understanding of the existing structure, its nuances and the changes it went through during the three redevelopments of the shopping centre. In the following diagrams, red identifies the elements demolished during the period of redevelopment, blue indicates steel added to the construction and light green indicates the proposed building envelope.

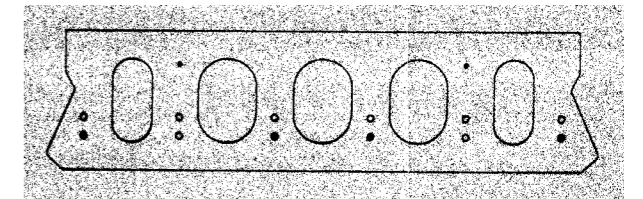
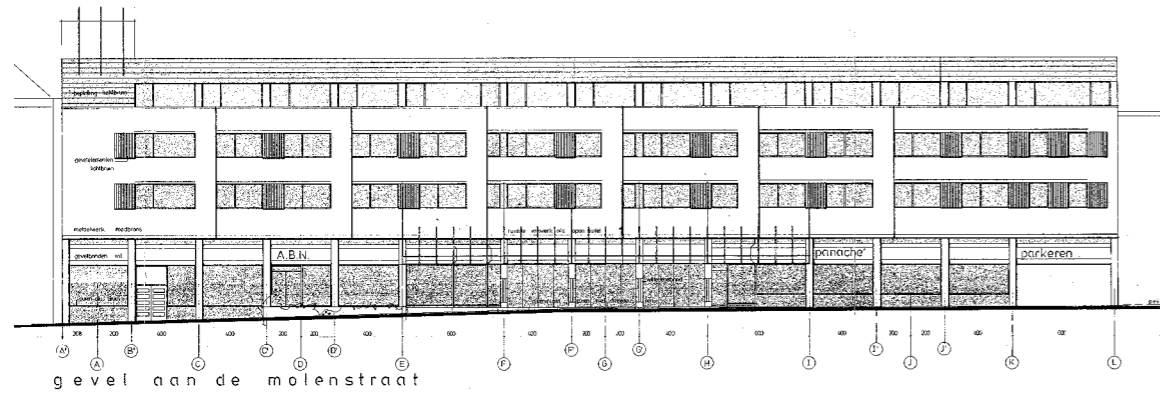
## 1971 - original construction



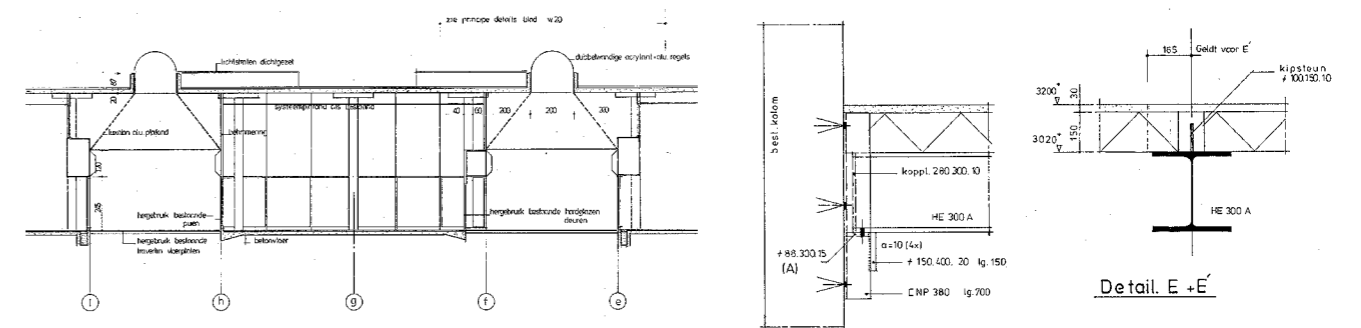
The original construction is a monolithic concrete structure poured in situ.

3.7 - Archival drawings retrieved from Digitaal Gebouwen Dossier.  
 3.8 - Archive photo retrieved from Nijmegen archive, 1967 (F84756).

1984 - refurbishment



Pre-fabricated concrete slabs are used to construct new floors.

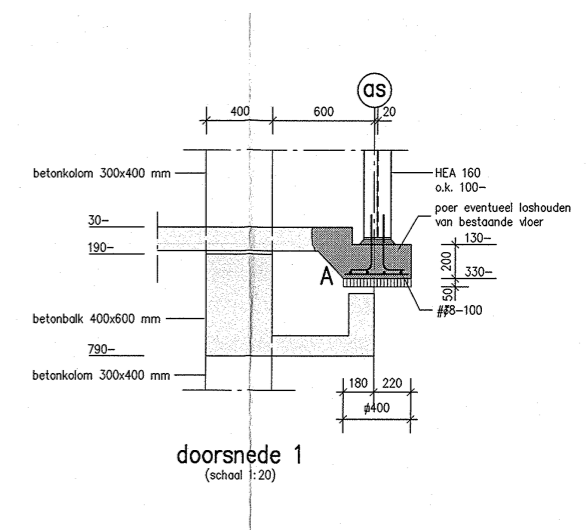
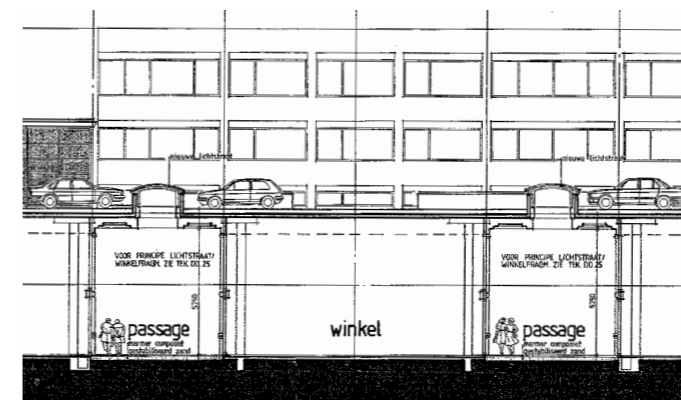
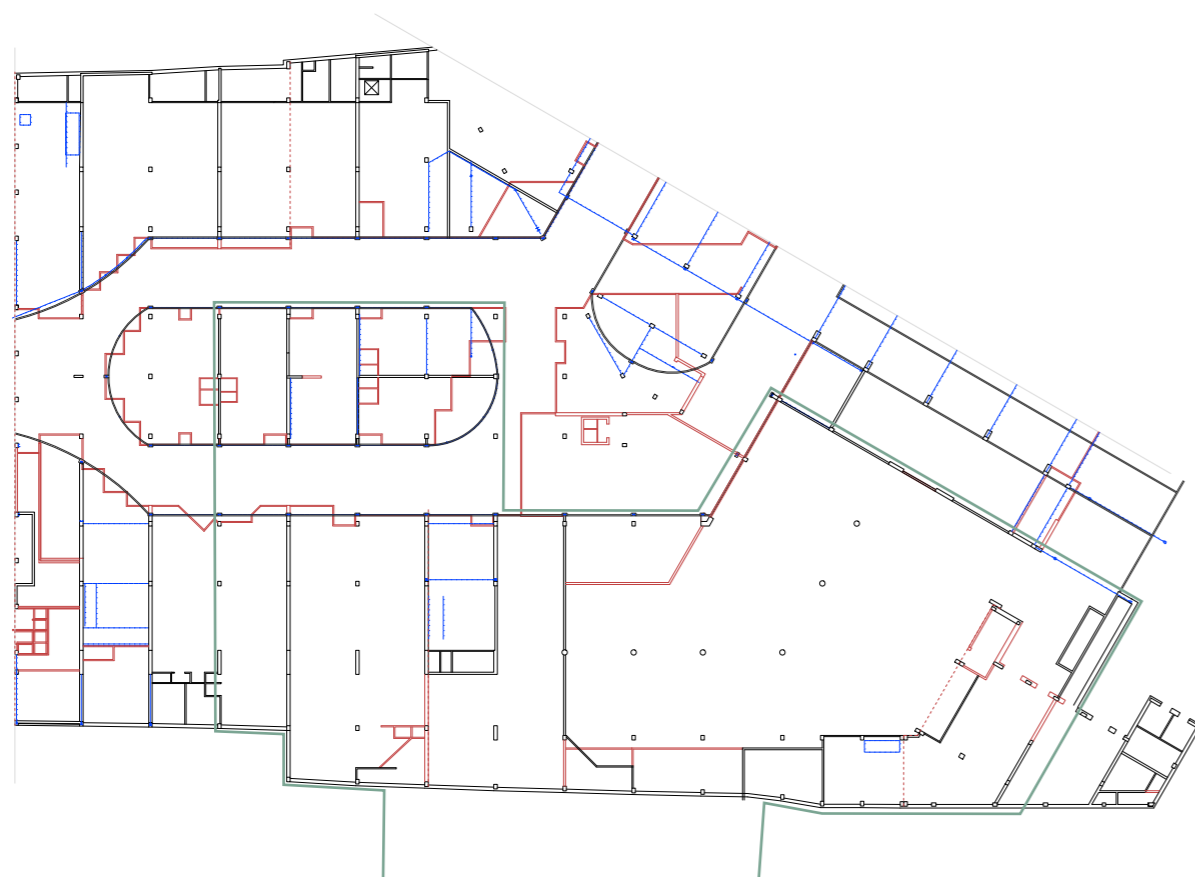
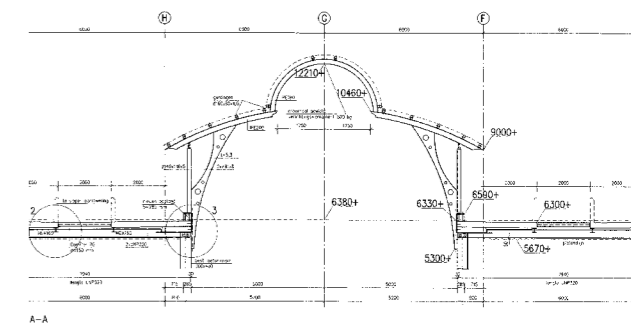



Steel is added to the monolithic concrete construction to support alterations.

3.7 - Archival drawings retrieved from Digitaal Gebouwen Dossier.  
 3.9 - Archive photo retrieved from Nijmegen archive, 1988 (F18277).



1998 - refurbishment



New steel columns are added throughout the building in the construction of new shopping windows, large atrium, and new car ramp.

3.7 - Archival drawings retrieved from Digitaal Gebouwen Dossier.

## Reusable building elements


The main re-use strategy for the project is to work within the existing structure as much as possible. This made the investigations on the previous pages important in understanding the details and intricacies of the existing building. In addition to this, a number of building elements, - catalogued on this page - have been identified for reuse.

### Tiles



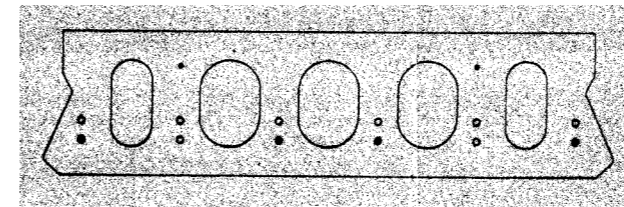
Building details and investigations on site indicated that the floor tiles can be removed. It is proposed to reuse them in the pool and baths of the proposed building.

### Stairs

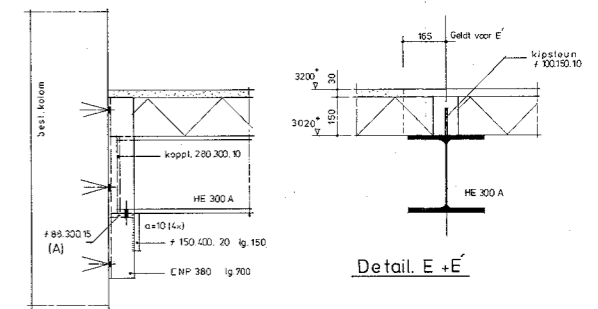


The proposed building re-uses both of the existing public stairs.

### Prefabricated concrete




### Steel sections



It is proposed to re-use the prefabricated concrete slabs and steel sections that are present in areas of the building which will be demolished as part of the urban proposal. They were added during the refurbishments of the building and are dimensioned to fit the 6x6 structural grid. This makes them ideal for re-use in the new building where structural steel or new floor slabs are required, following any required safety check by engineers.

### Acoustic ceiling panels



The re-use of acoustic ceiling panels is proposed in the corridor and hot baths.

### Railings



The re-use of handrails is proposed internally in spaces such as the baths and pool area where a balustrade is required.

### Internal windows



Shop windows are reused for internal glazing throughout the proposed building.

### Mechanical equipment






Mechanical equipment can be re-used as part of the air handling system to cool air in the summer.

## Interaction with adjacent buildings




The plan above shows the proposed building envelope and how it interacts with the surrounding buildings. The adjacent storage building is incorporated into the envelope and proposed as the location for the scheme's swimming pool. A number of characteristics make the building suitable for a pool. The building offers a wider structural span of 9.4m compared with the typical 6m spans of the Molenpoort. In addition, it has a ceiling height of 7.8m and a basement which can be used to create a deeper pool and house pool plant equipment.

The scheme then also proposes to create a connection with the neighbouring gym building through the party wall so that the two buildings can share facilities.

-  Proposed building envelope
-  Molenpoort shopping centre
-  Basic fit gym building



3.10 - Photo of Tweede Walstraat 80

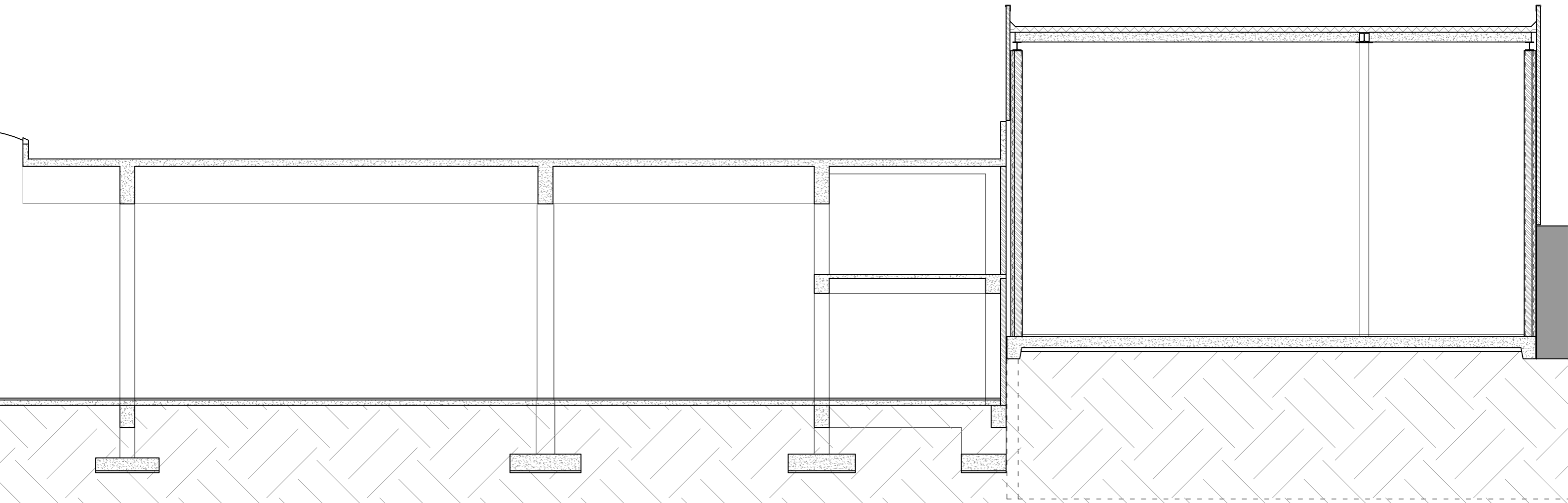
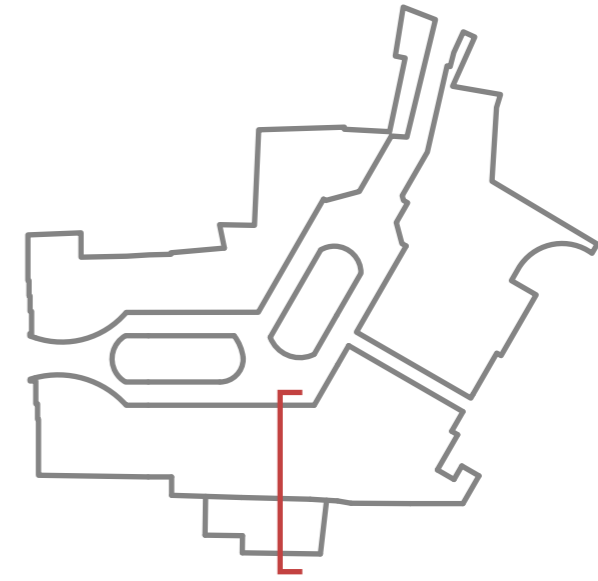
-  Adjacent storage building



3.11 - Photo of Vlaamsegas 12

## Existing section

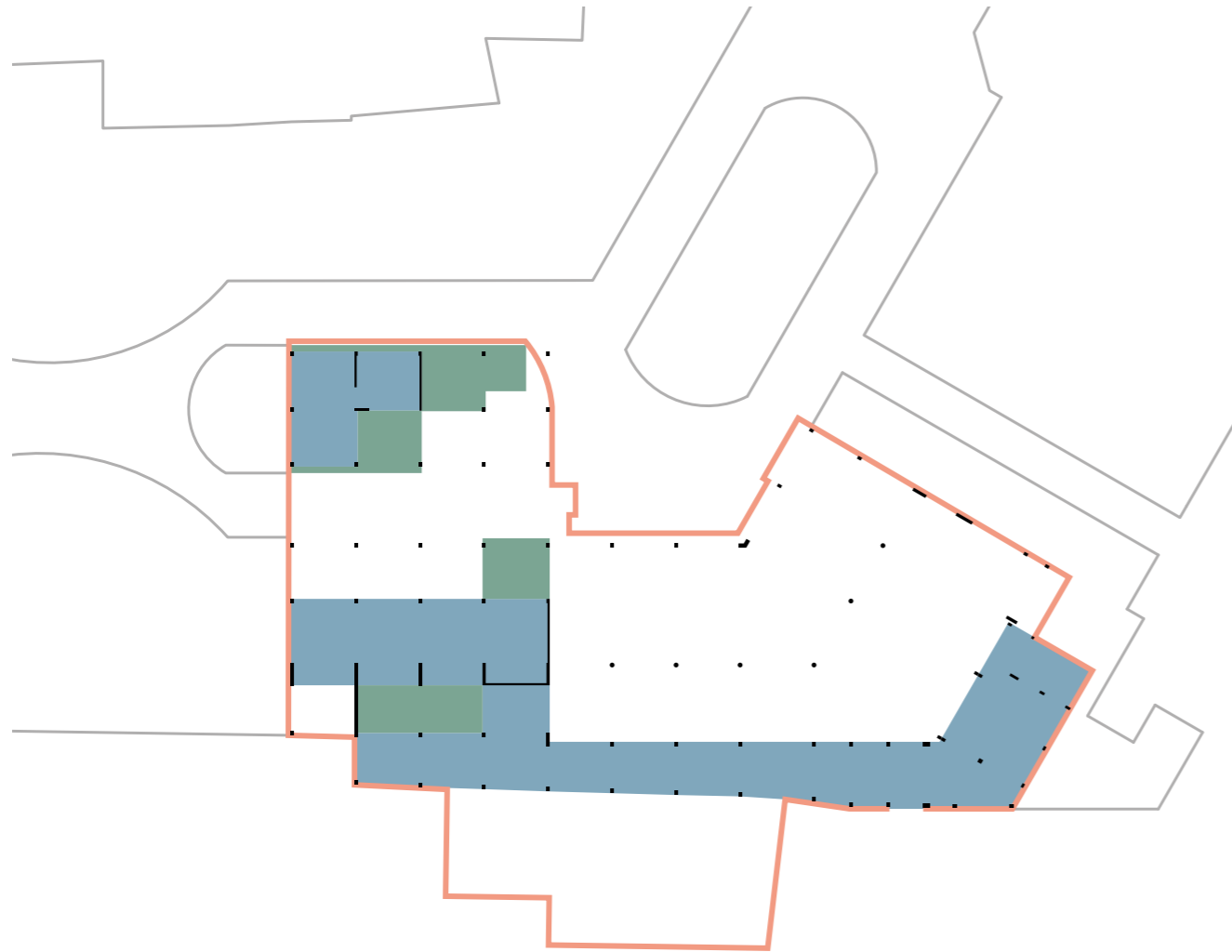
A section of the existing situation was also drawn using information from the archive drawings to gain a greater understanding of the structure. Drawing the section identified the way that the Molenpoort and adjacent storage building interact and the different level changes between the buildings.



Scale 1:100 @ A3 (or 1:50 @ A1)

# Response to analysis of structure

## Existing first floor level structure

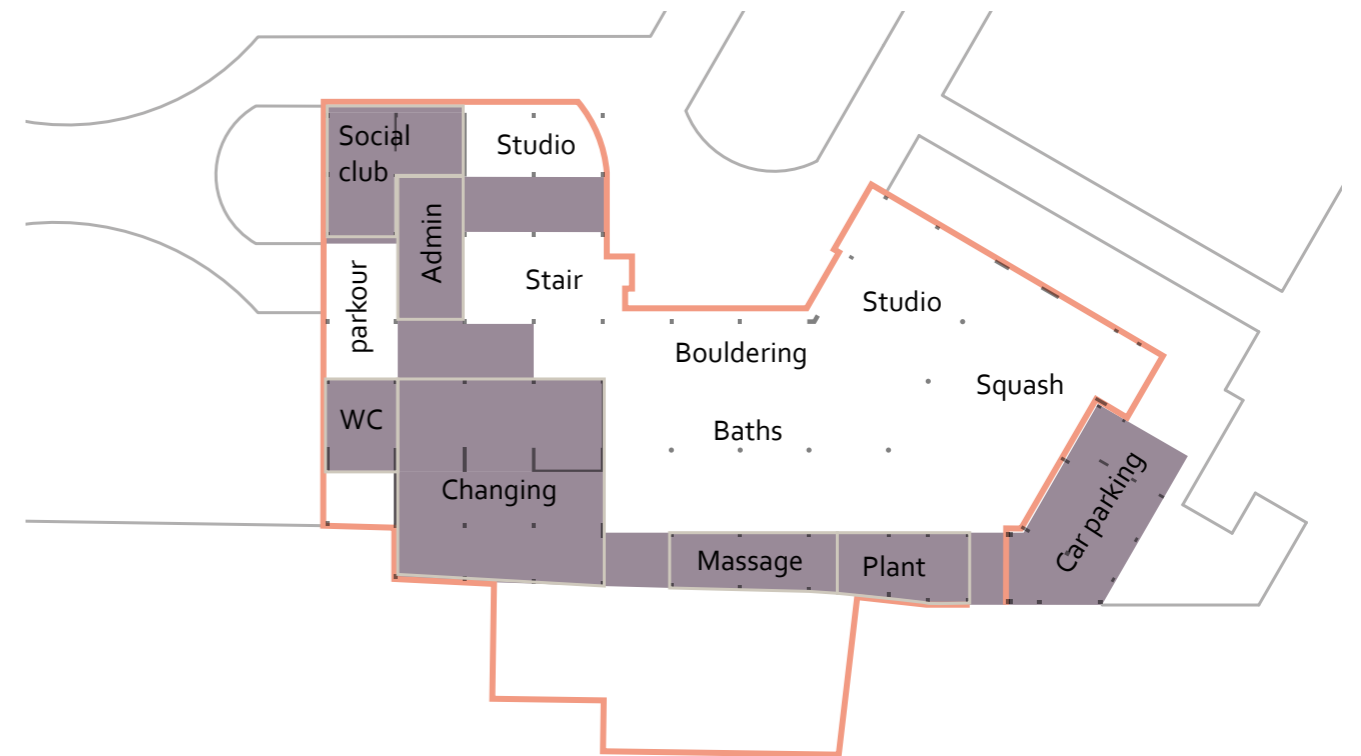
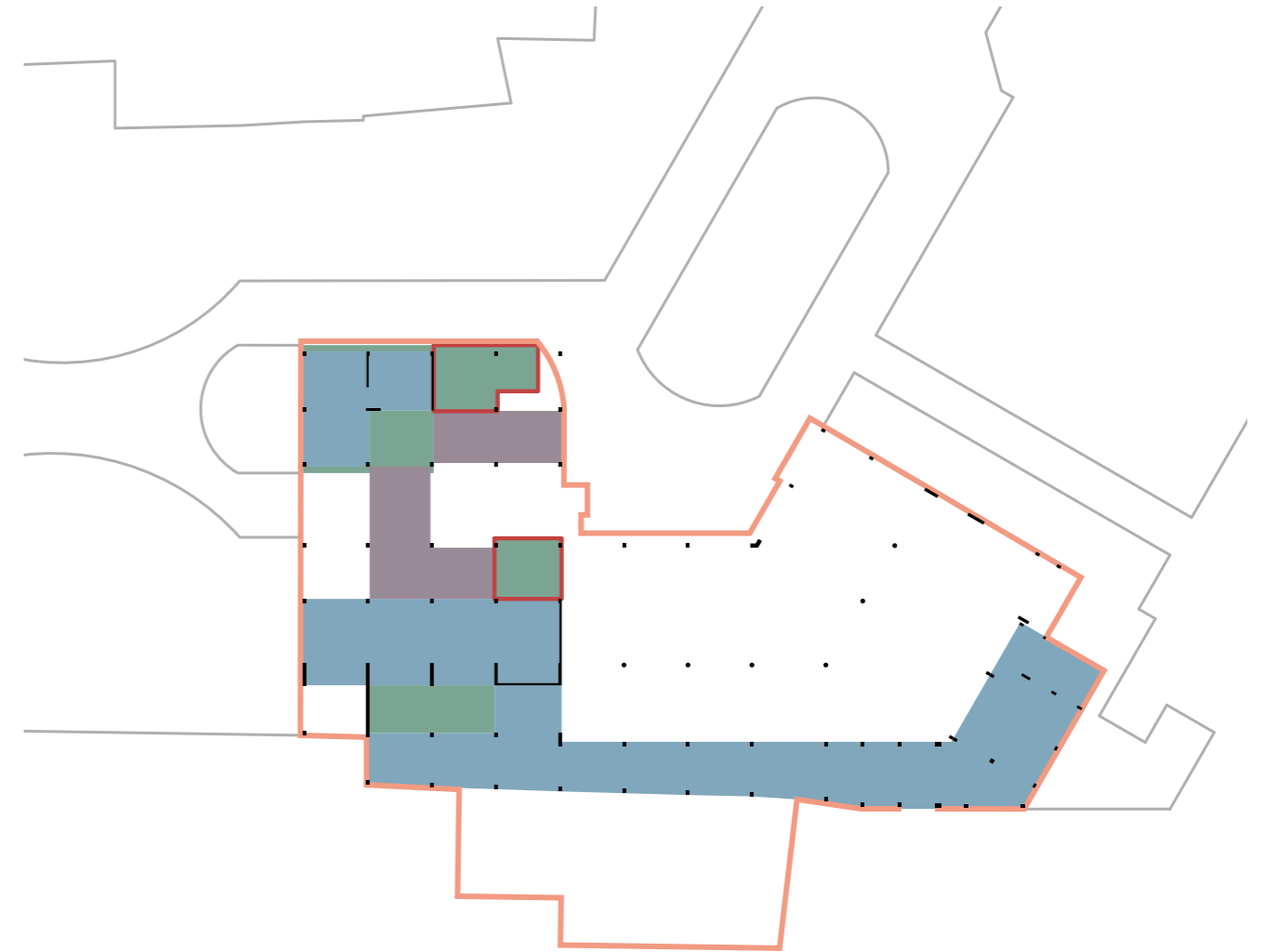


- Original 1971 first floor structure
- First floor structure added in 1998
- Proposed building envelope (non coloured areas are double height)
- Proposed first floor slabs to be removed
- Proposed new first floor level structure

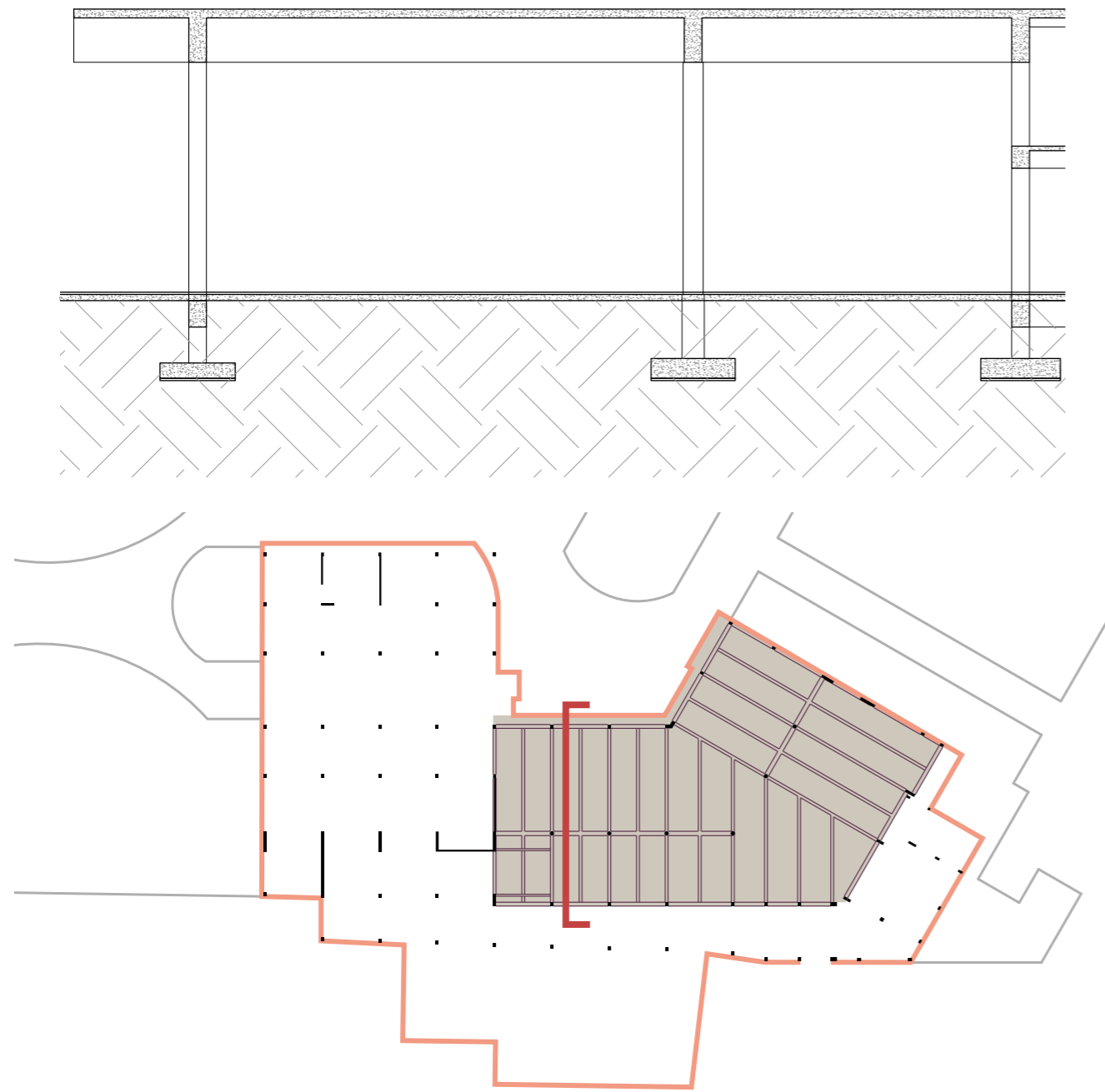
The diagram above shows the areas of the existing structure that have a floor slab at the first floor level. The areas left white are double height. The diagrams to the right show how these lower spaces are occupied on the ground floor within the proposed scheme. Areas such as the social club, administration, toilets, changing rooms, massage room and mechanical facilities have been placed within the single height spaces.

The remaining double height spaces are then used for activity spaces such as bouldering, fitness studios, squash courts, parkour equipment, and the hot baths.

## Proposed intervention

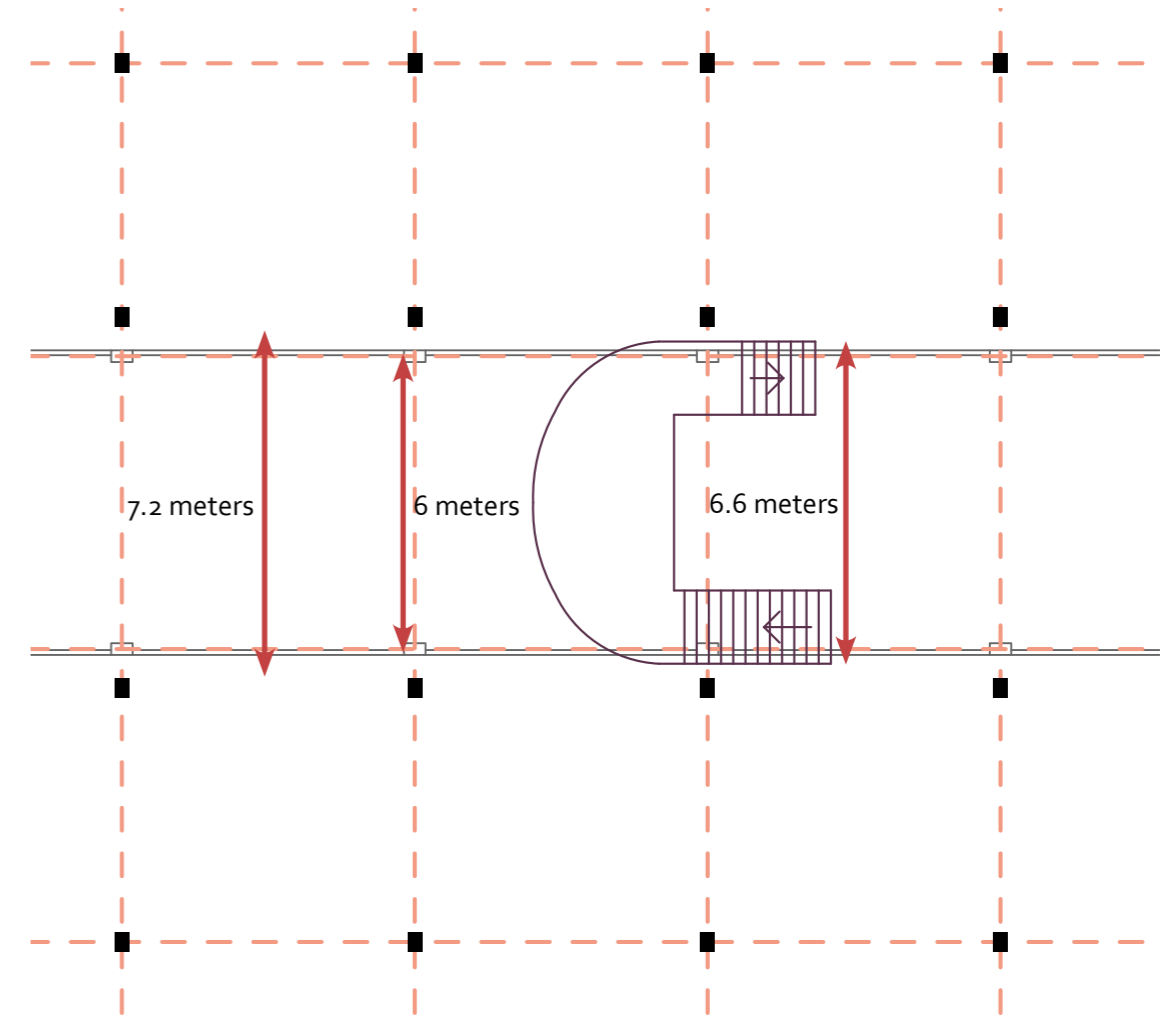


## Area of large spans and 1m deep beams



The area highlighted above is the current location of the large co-op super market. It has larger 10 metre spans and as a result a different structural system is used for the roof. Instead of the 200mm concrete deck spanning between mushroom columns used elsewhere in the building, it spans between 1 metre deep concrete beams. This gives a ceiling height to the underside of the beams of 5.2 metres meaning that the space cannot be split into two levels under the beams and must be used as a double height space. The building proposes to use this space for bouldering walls, squash courts, a flexible studio space and the hot baths.

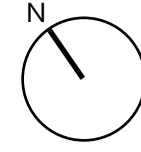
## Re locating the existing staircase



The existing stair of the Molenpoort shopping centre is 5.5 meters deep and 6.6 meters wide making it difficult to accommodate within the standard 6x6 meter grid of the Molenpoort. The solution used in the proposed building is to accommodate the stair in what is currently the shopping passage, where the columns have been offset from the grid to create a 7.2 metre span.

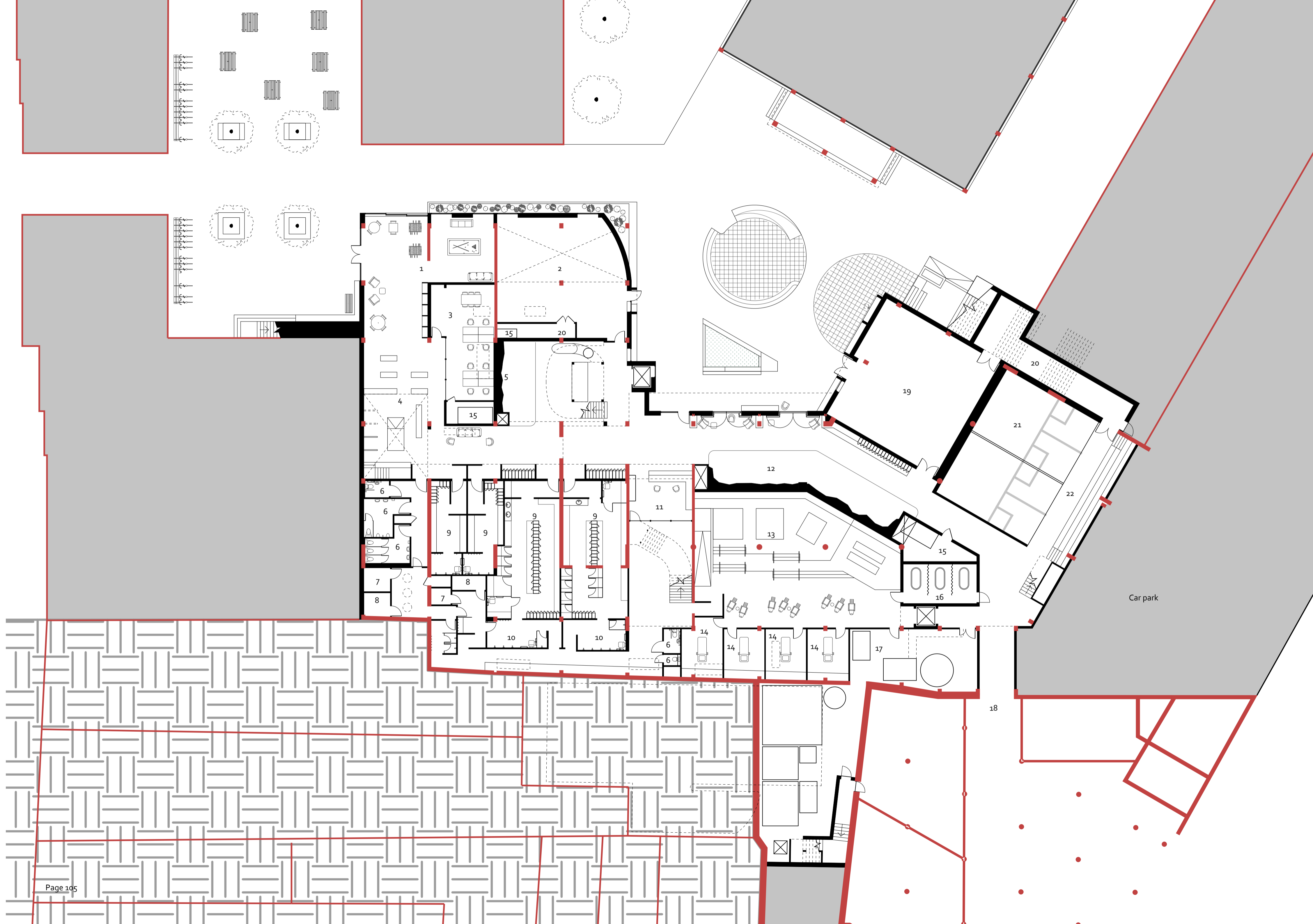
Ground floor plan

Scale 1:200 @ A2 (or 1:100 @ A0)



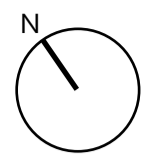
Existing construction is coloured in red

- 1 Social club
- 2 Studio
- 3 Admin
- 4 Parkour area
- 5 Climbing wall
- 6 Toilet
- 7 Sauna
- 8 Steam room
- 9 Changing
- 10 Showers
- 11 Front desk
- 12 Bouldering wall
- 13 Baths
- 14 Massage rooms
- 15 Plant
- 16 Private baths
- 17 Pool plant
- 18 Existing gym building
- 19 Studio
- 20 Store
- 21 Squash courts
- 22 Spectating



# First floor plan

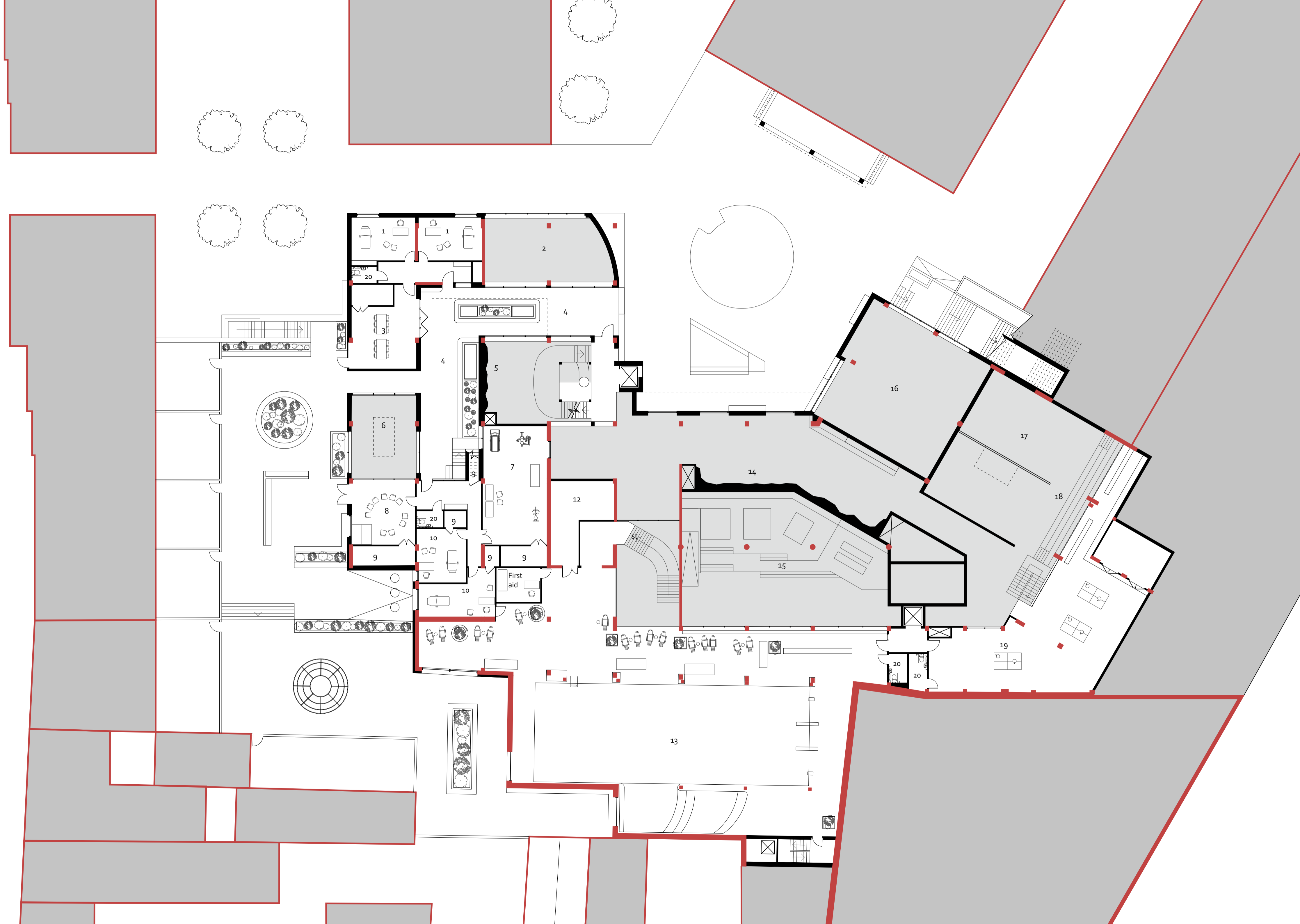
Scale 1:200 @ A2 (or 1:100 @ A0)



Existing construction is coloured in red

Void

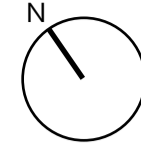
- 1 Health check
- 2 Void studio below
- 3 Group therapy
- 4 External roof terrace
- 5 Climbing wall
- 6 Void parkour below
- 7 Large physiotherapy area
- 8 Group therapy
- 9 Store
- 10 Physiotherapy
- 11 First aid
- 12 Pool store
- 13 Pool
- 14 Void bouldering below
- 15 Void baths below
- 16 Void studio below
- 17 Void squash below
- 18 Spectating
- 19 Ping pong
- 20 Toilet





Second floor plan

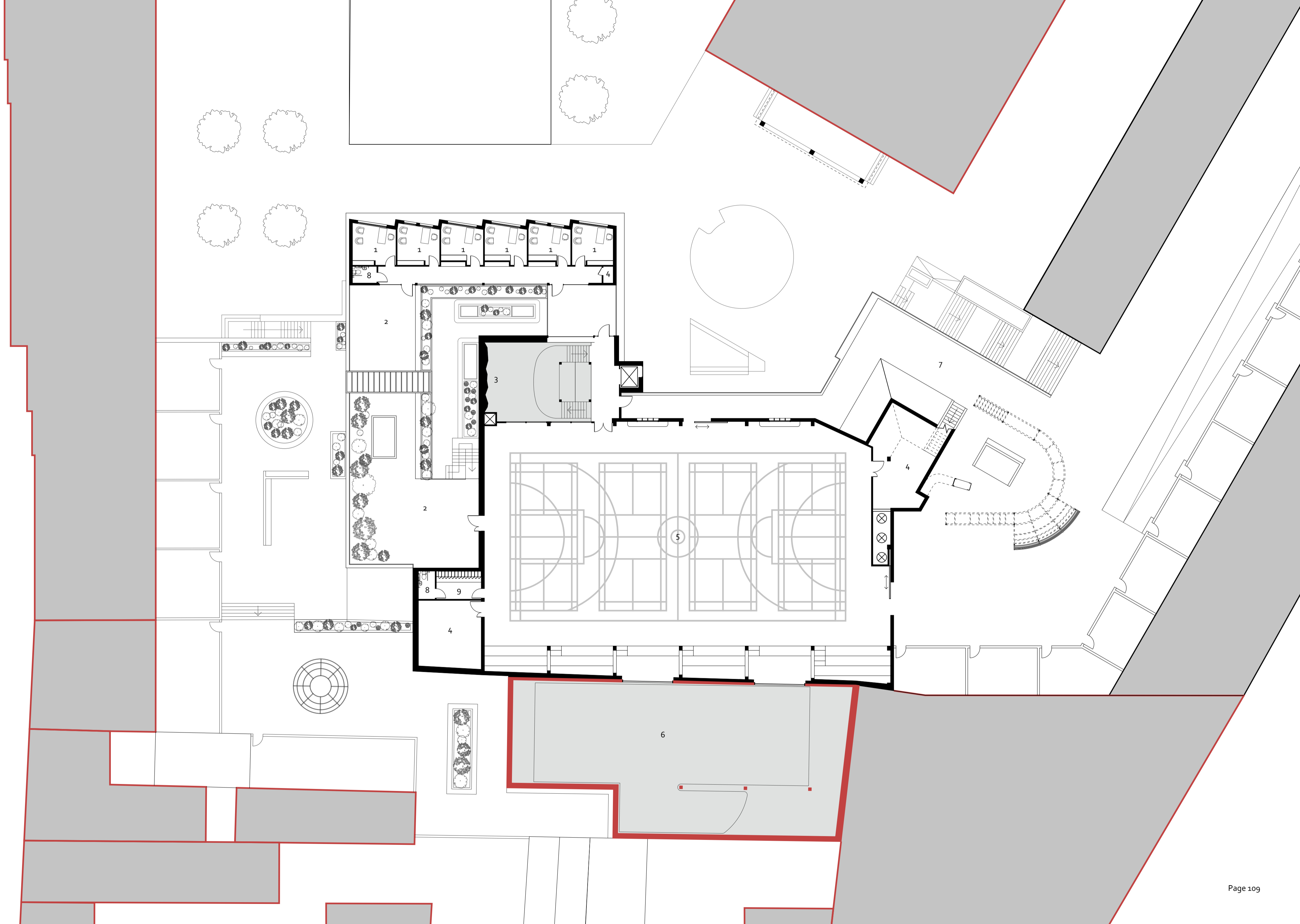
Scale 1:200 @ A2 (or 1:100 @ A0)



Existing construction is coloured in red

Void

- 1 Psychotherapy consultation rooms
- 2 External roof terrace
- 3 Climbing wall
- 4 Store
- 5 Sports hall
- 6 Void pool below
- 7 Rooftop playground
- 8 Toilet
- 9 Additional locker area

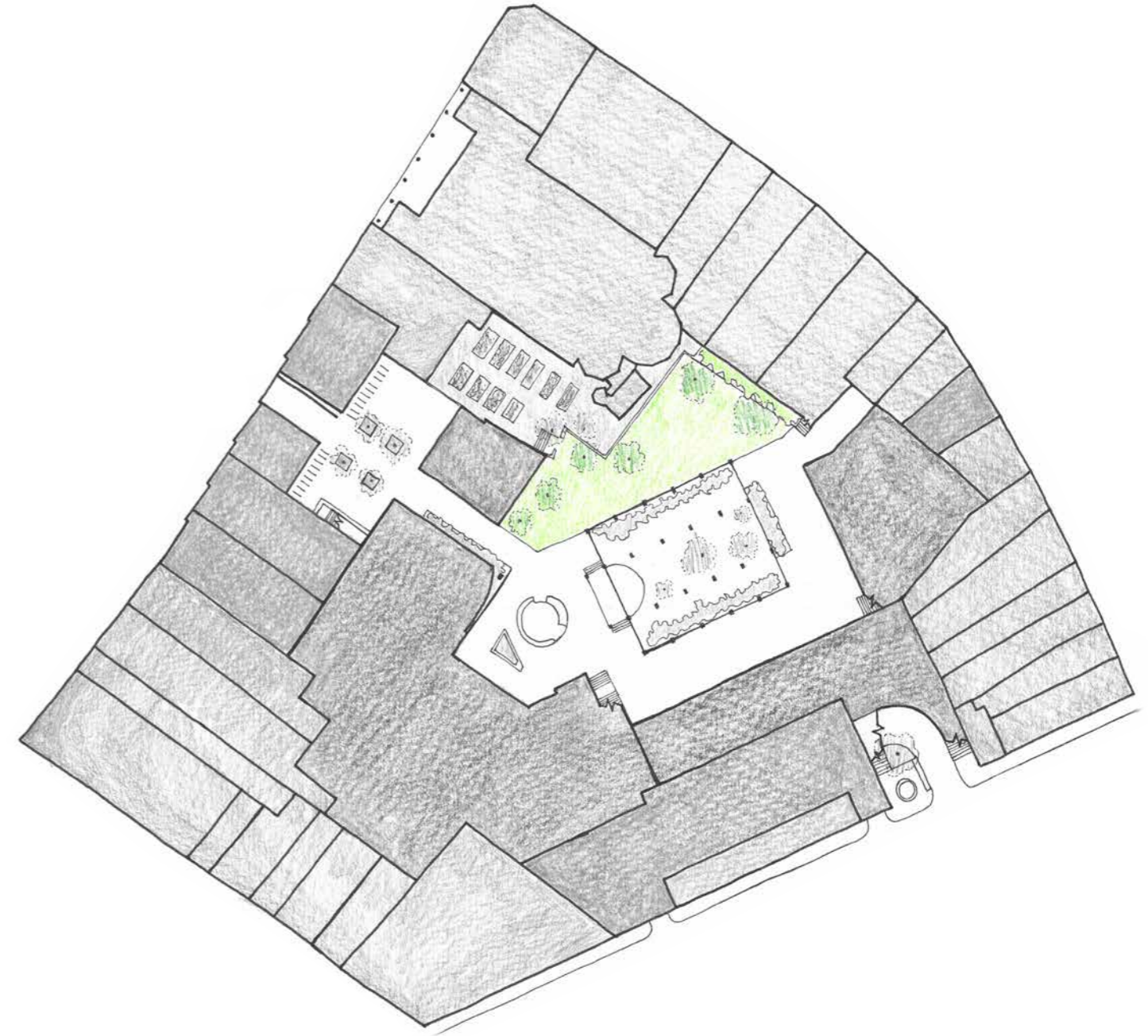



# Response to Play in Nijmegen and elsewhere

## Hard and soft surfaces



As identified in the research both hard and soft surfaces offer opportunity for different play. The scheme has reacted to this by offering both hard and soft space within the urban plan. The areas near the building offer a more urban play experience and the green space to the north offers a more traditional park atmosphere.

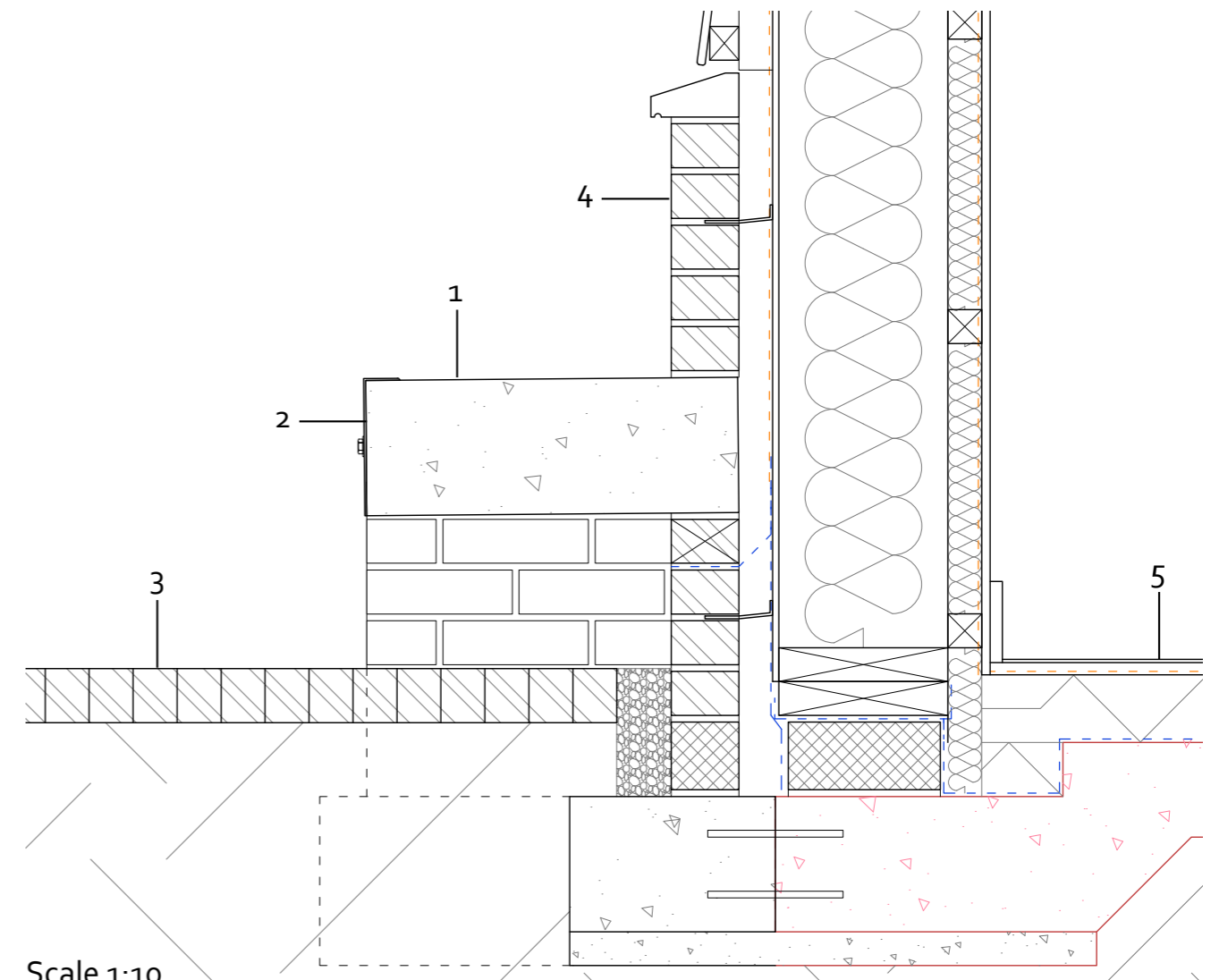
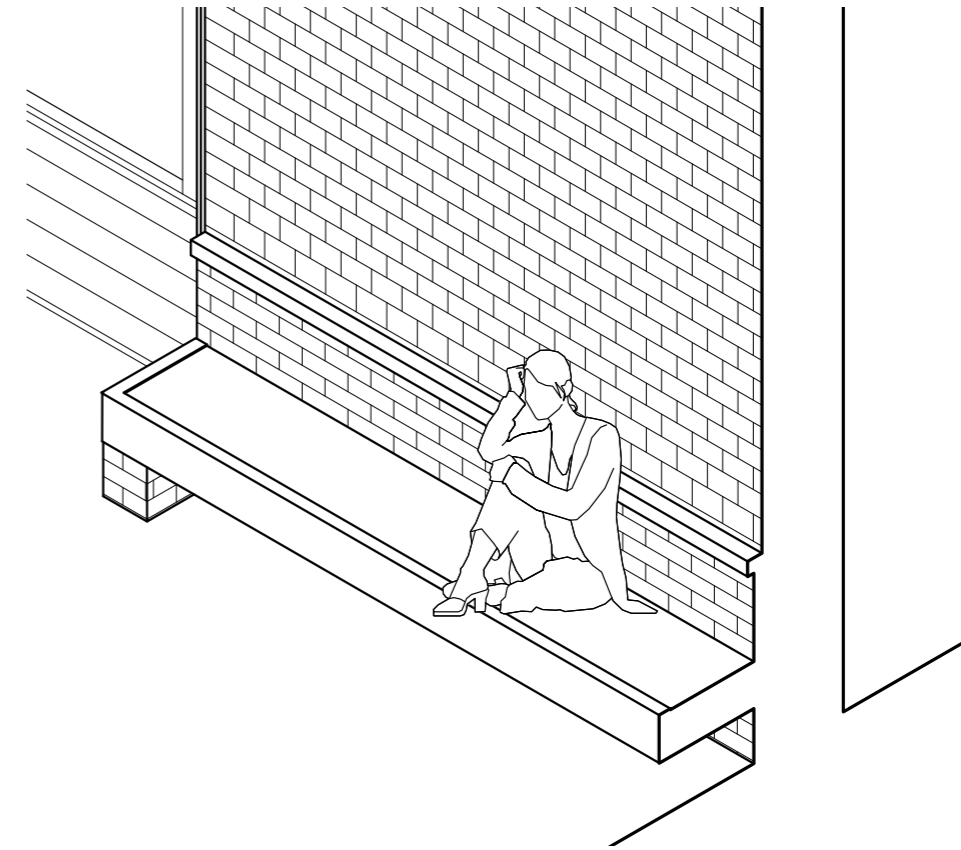


## The edge effect and sitting



A prominent feature of the proposed facade is a built-in bench. This responds to the research categories of "edge effect" and "sitting". The benches are found on the facade that borders the edge of the courtyard in front of the building. The provision of space to sit at the edge of the public space allows people to start to fill and occupy the edges before filling the centre. Incorporating the bench into the facade also enables the building users to directly interact with the building. The bench surface itself is made from 200mm concrete recovered from the demolished parts of the shopping centre.

- 1 200mm thick concrete slab cut from recovered concrete of the demolished sections of the shopping centre.
- 2 Painted steel edging bolted to the concrete to protect its edge and the exposed rebar.
- 3 Brick paving laid on sand
- 4 Re-used masonry brick plinth tied to timber construction behind  
50mm cavity  
Breather membrane  
12mm plywood sheathing board  
250mm timber frame with insulation infill  
50mm counter battens with insulation infill  
Vapour control layer  
12mm plywood internal finish
- 5 Reclaimed carpet tile  
18mm OSB sub-flooring  
Vapour control layer  
100mm rigid insulation  
Damp proof membrane  
Existing construction below



## Blurring inside and outside and creating soft edges



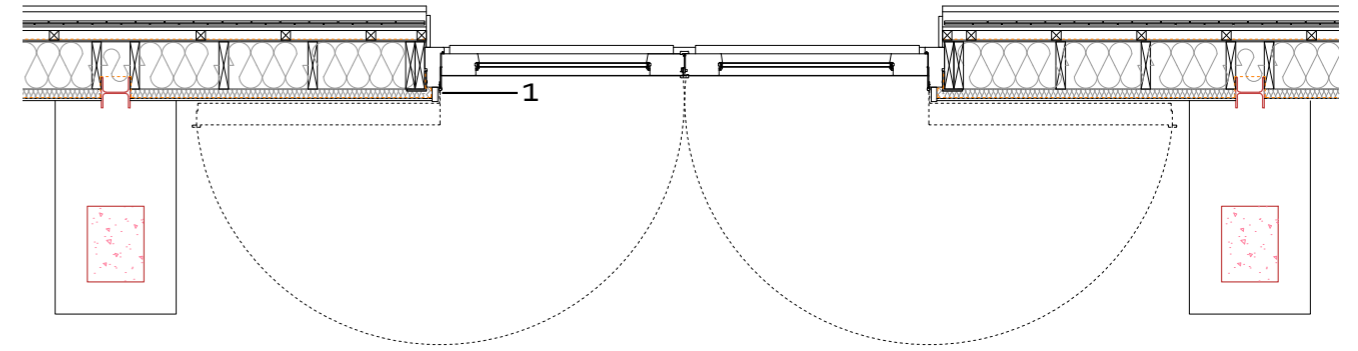
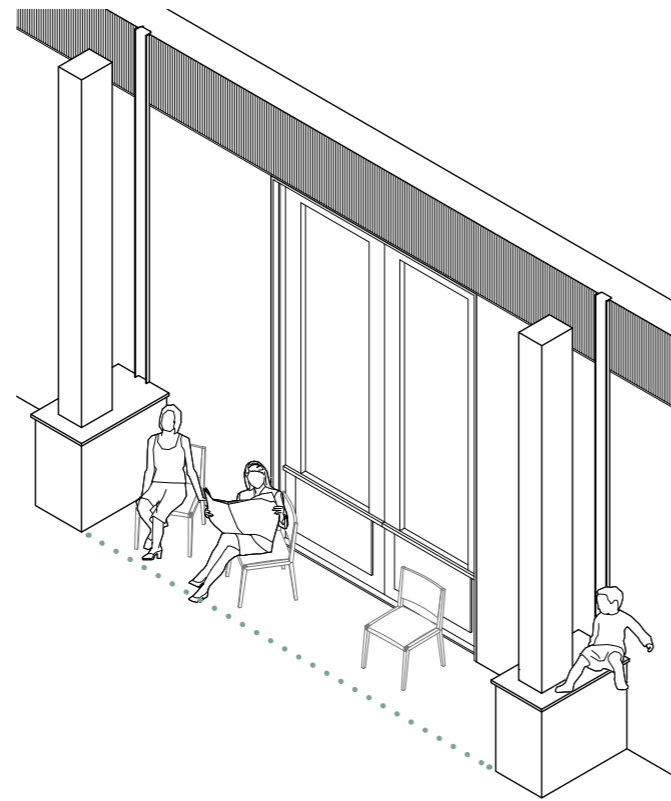
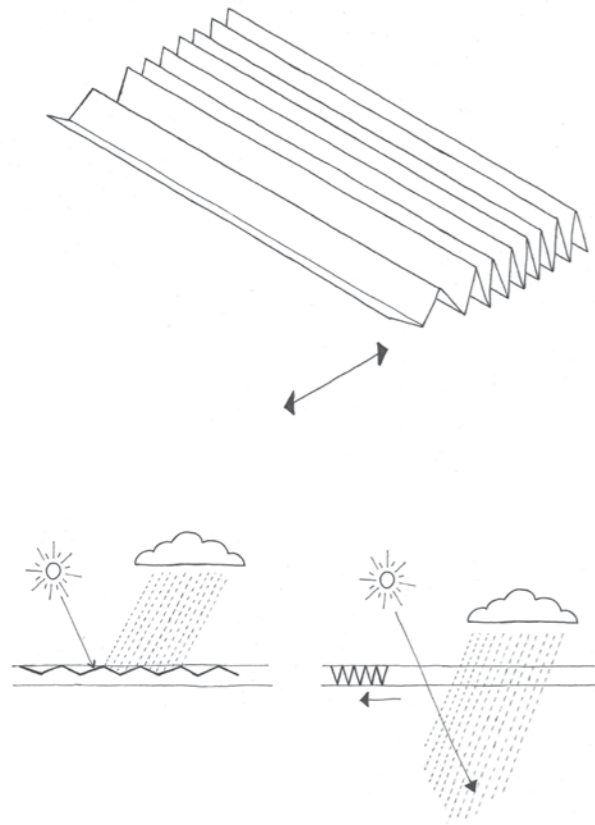
3.12- Photo of doorway threshold from Aldo van Eyck's orphanage project.

Large doors are used on the main facade facing the central square on both the ground and second level, the idea being that these doors are opened permanently during summer days. This responds to the ideas of blurring inside and outside as seen in the case studies as well as the idea of creating soft edges.

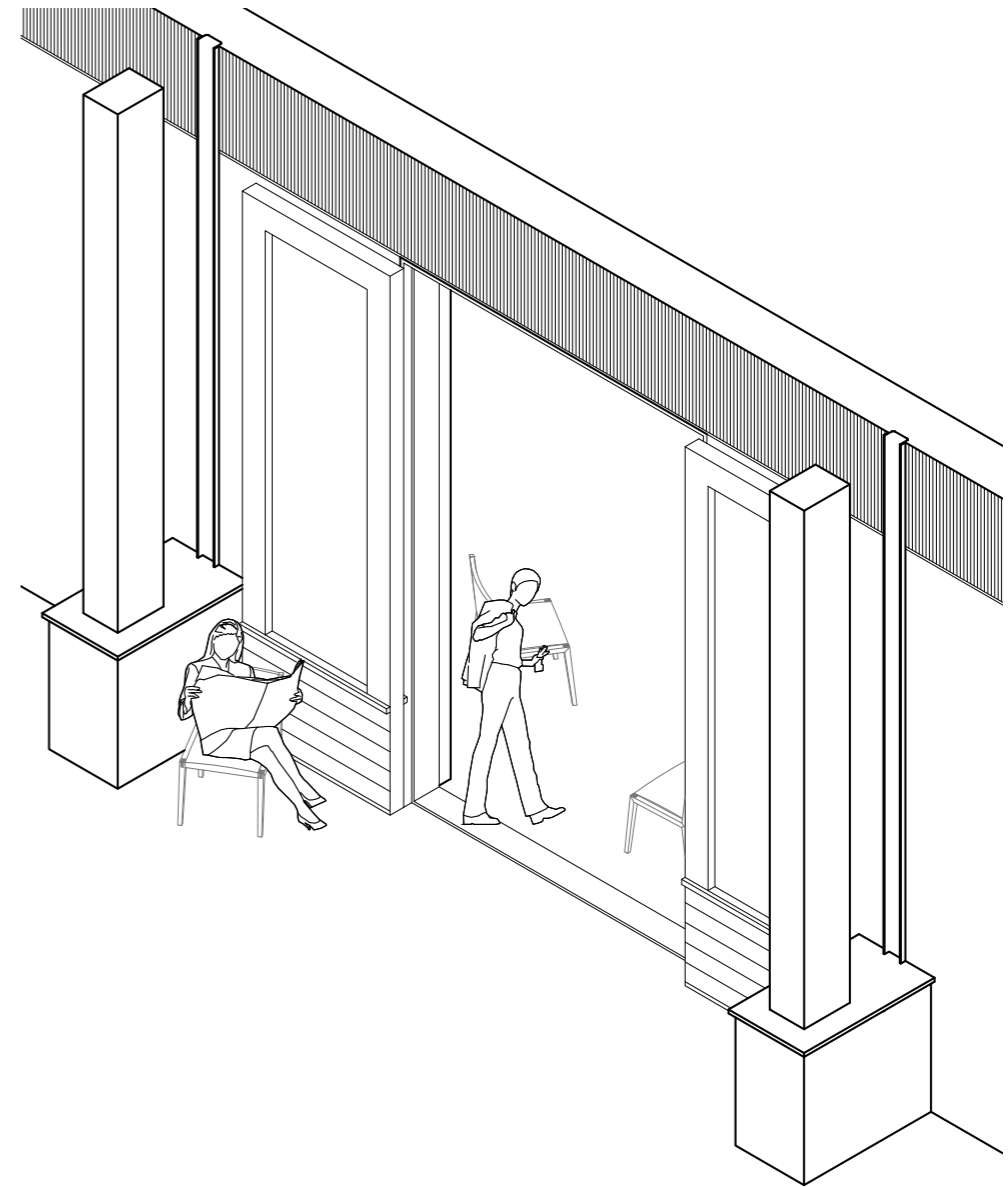
Permeable edges encourage interaction between the urban outdoor space and the internal space.

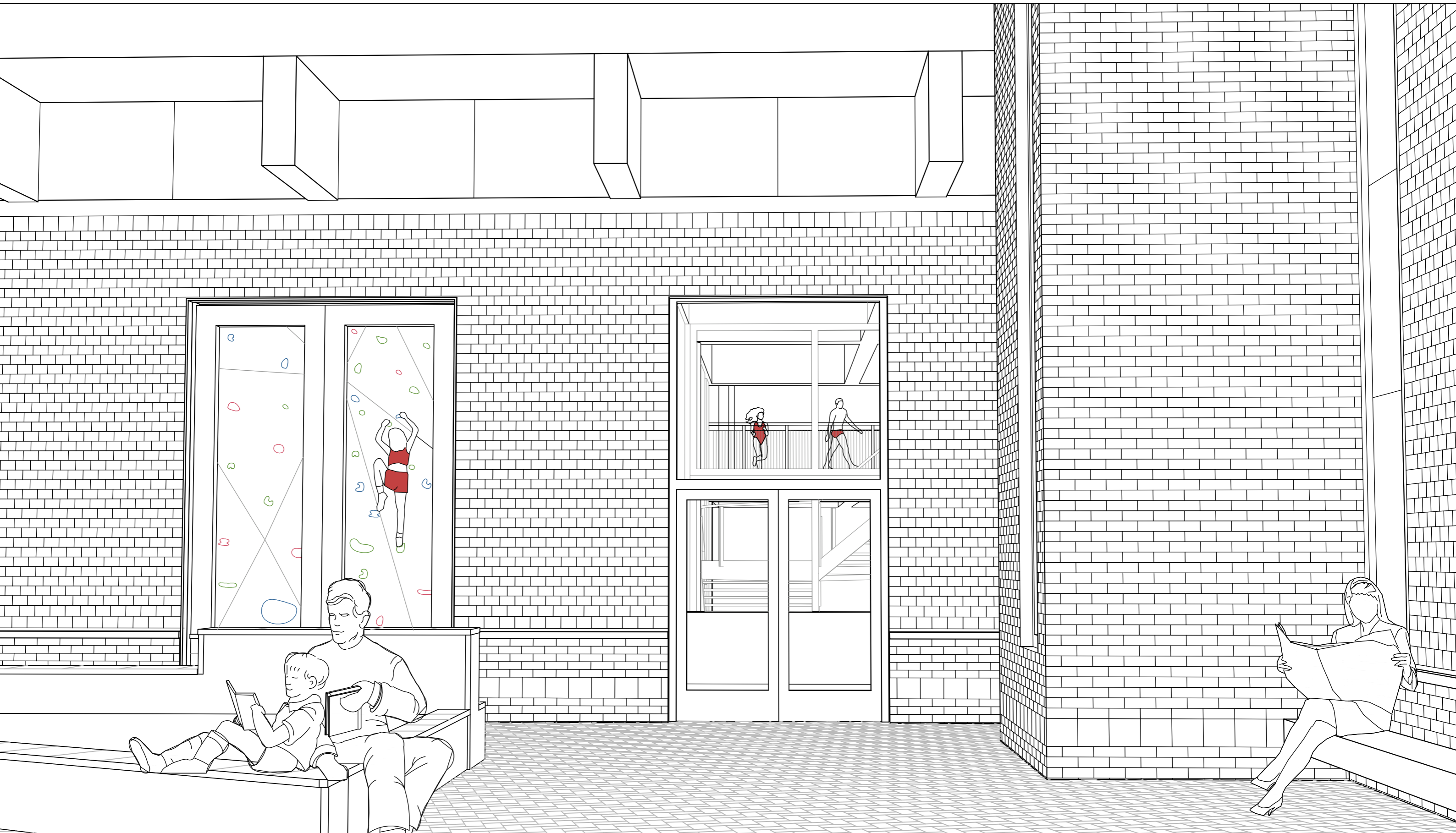
- 1 Wide throw hinges allow the doors to be opened 180 degrees.

As seen in the diagram below, when the doors are closed it creates a setback in the edge of the room forming a boundary - another theme that was identified in the research.



Scale 1:40 as printed (or 1:20 on spread printed at A2)





The large glazed doors and internally reused shop windows provide a view from the courtyard through to the pool area.

## Responding to the themes of doorways and thresholds


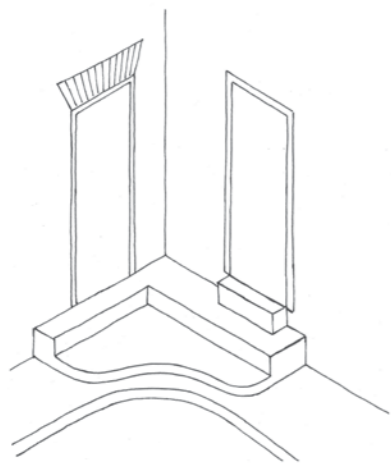
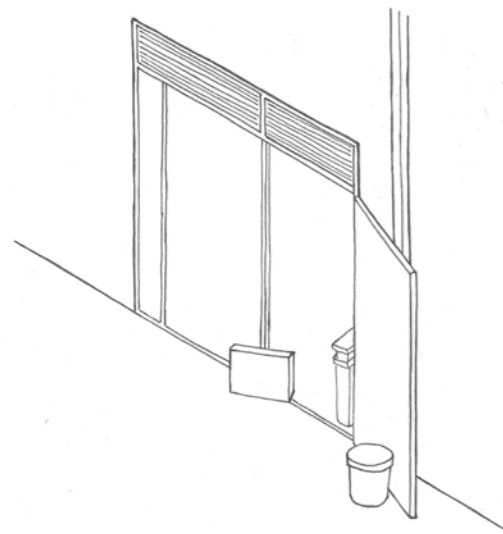


3.13- Photo of doorway threshold from Aldo van Eyck's orphanage project.

Thresholds are a theme that recurred throughout the research - for instance in the writings of Stevens and in the Orphanage by van Eyck.

As seen to the right, the external doors to the flexible studio spaces that open to the central courtyard are articulated and protected by a protrusion in the facade.

This moment in the design creates a level of privacy for the internal space and also provides a covered place to stand or sit when the door is not in use.

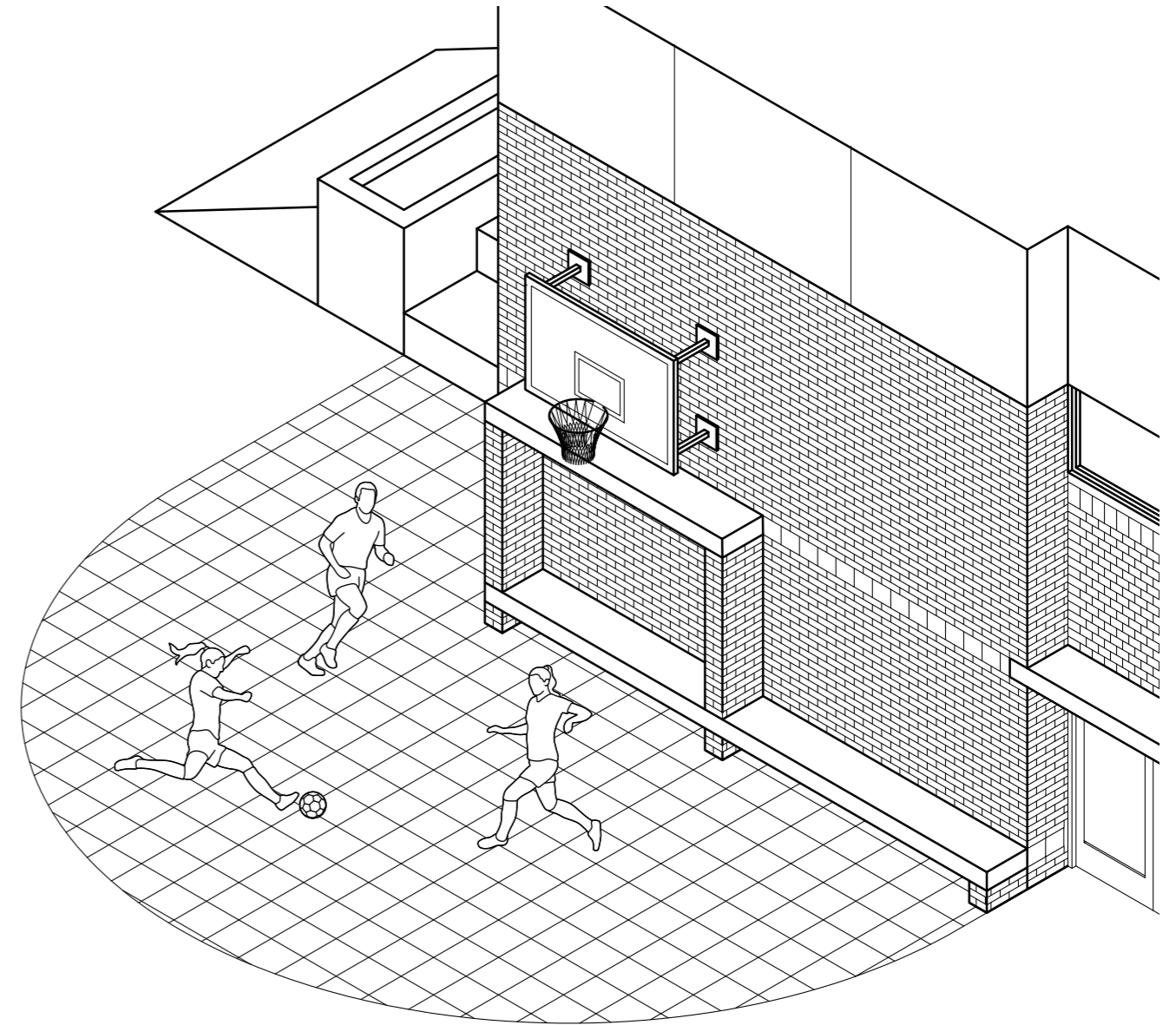


## Responding to the themes of walls and boundaries



In response to the research illustrating the play opportunities offered by blind walls, one section of the proposed façade is made completely of brick to enable ball games to be played. This is further encouraged by adding a basketball net to the wall and creating a covered bench that protrudes from the wall that can double as a football goal.

A boundary is then demarcated by a change of material further adding to the playful opportunities created.



(top left two) 3.14- Photos from Aldo van Eyck's orphanage project. (bottom left) 3.15 - Photo of London's east end, 1949-1953, Nigel Henderson

## Responding to the theme of water

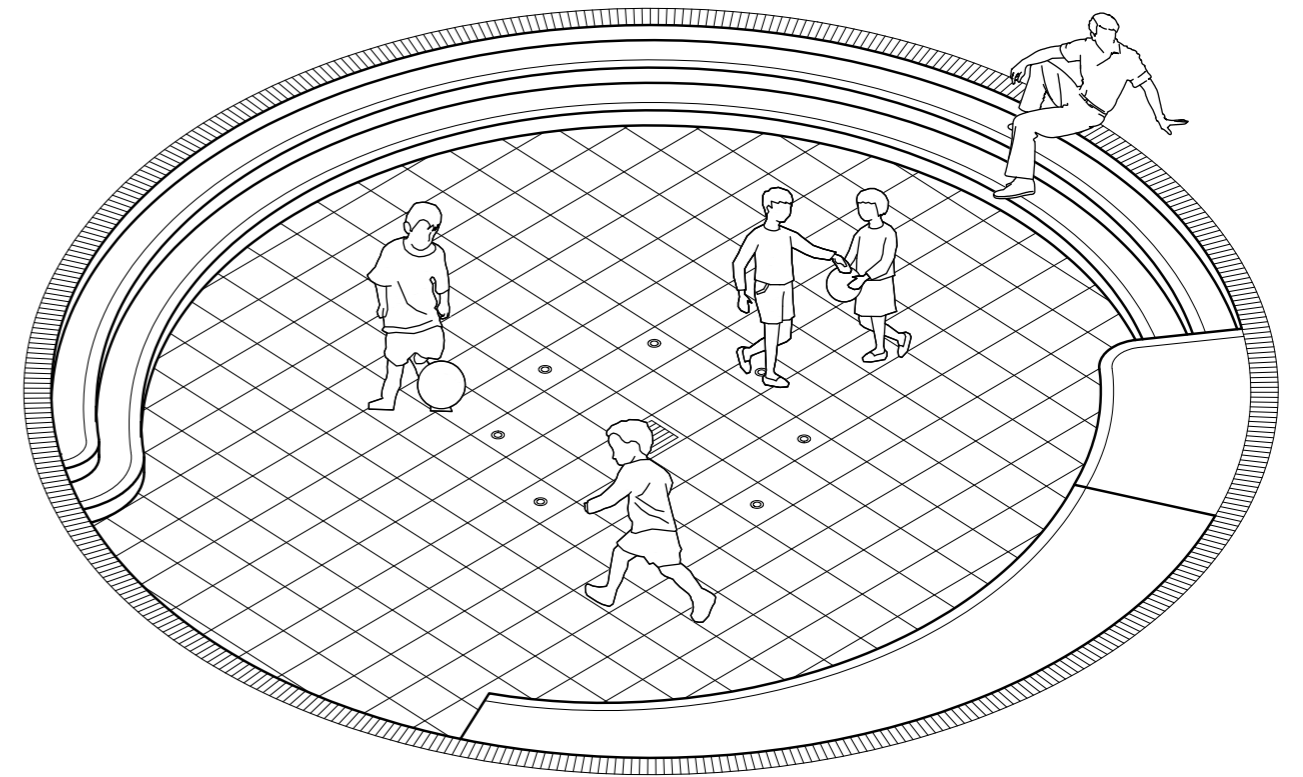


As a response to the theme of water as a key element of play in the research and a continuation of the water elements documented within Nijmegen the scheme proposes a paddling pool at the centre of the central square. The paddling pool can be left empty in the winter offering steps as a place to sit and filled with water in the warmer summer months.

The proposal of a paddling pool also responds to van Eyck's connection of the inside and outside through repeating similar ideas and architectural elements. The scheme relates to this by using the addition of the paddling pool within the urban plan as a gesture to the larger pool found within the building.



(left) 3.16 - Playing in the fountain on Ziekerstraat  
(below) 3.17 - Photos from Aldo van Eyck's orphanage project.

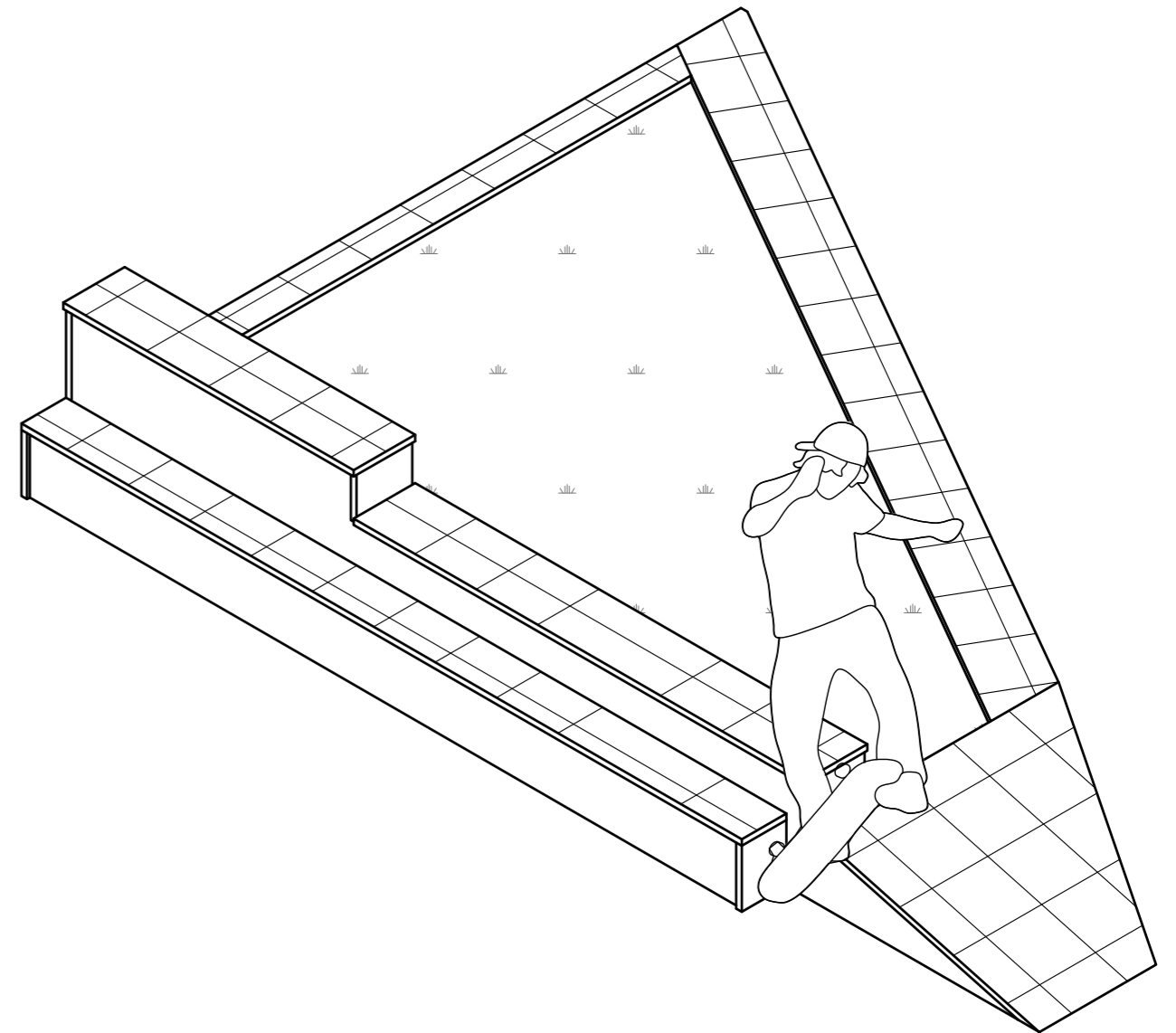






Responding to the theme of props



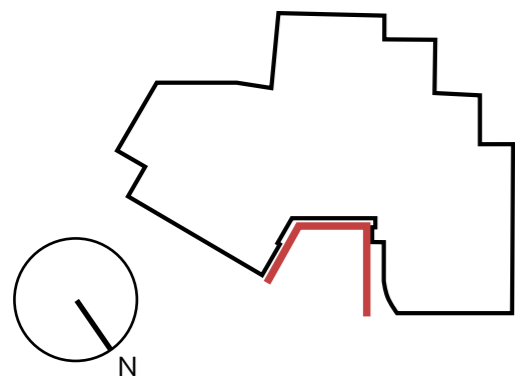
As discussed in the research props within the city provide objects and forms that allow people to engage with the built environment, such as public art and street furniture. In response to this within the courtyard in-front of the building a form has been created with parts of the demolished concrete of the shopping centre. Containing grass, this form provides sitting space, a space to lie down and different levels to climb on. Sloped edges also provide opportunities for skate boarders.



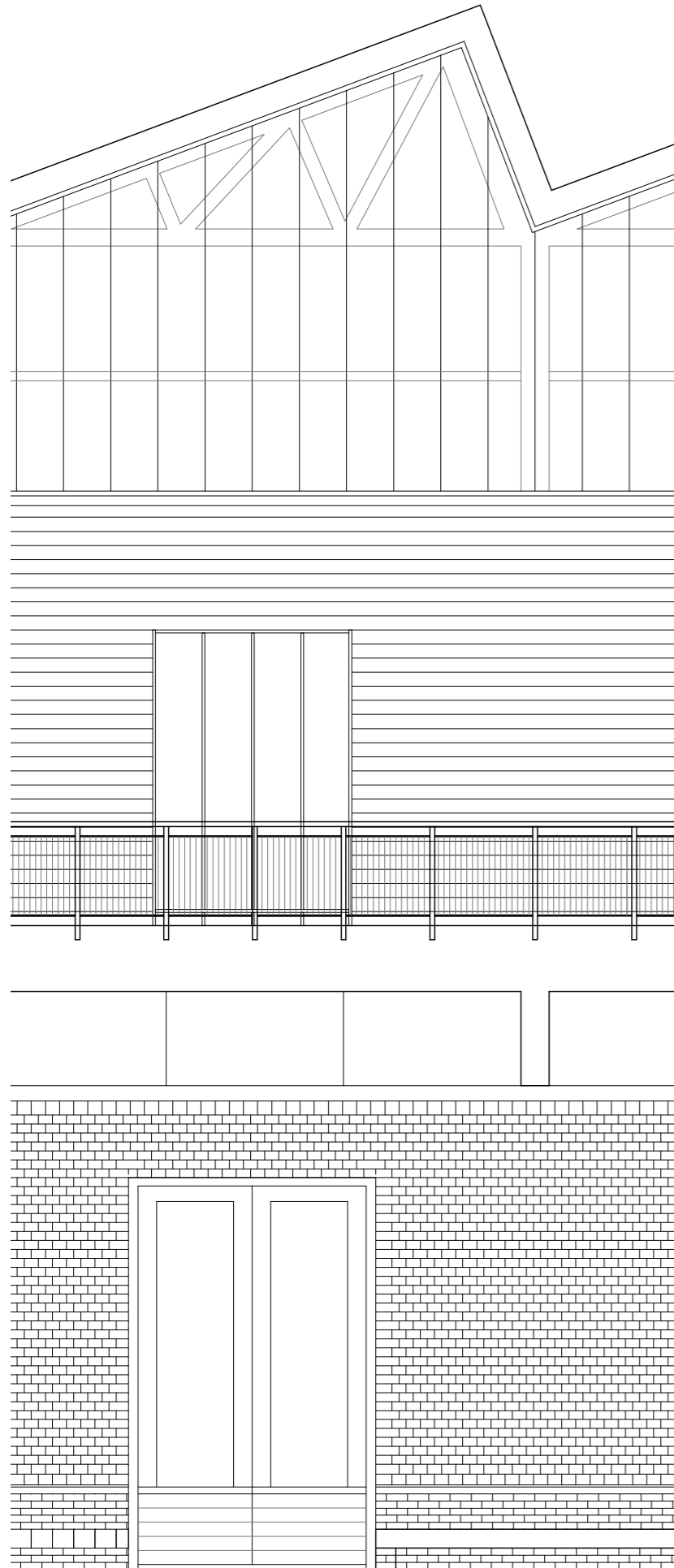
(Left top) 3.18 - Photo of one of Aldo van Eyck's Amsterdam playgrounds. (Left) 3.19 - Play sculpture at Moerenuma Park in Sapporo, Hokkaido, Japan. (Below) 3.20 - Architectural Fragment, outside the State Library, Melbourne.



Elevations that look onto central square



## Elevation and materials



### Polycarbonate

Polycarbonate is chosen for its lightweight properties which are of importance in the construction of the sports hall on top of the existing structure. In addition its translucent quality provides diffuse light for the sports hall.



### Horizontal timber cladding

Pine modified using the Accoya system is used for its light weight properties. The Accoya system is used to reduce maintenance on the public building.



### Concrete tiles

Concrete tiles are used to gesture to the concrete slabs of the load bearing structure behind.



### Reclaimed clay tiles

Clay tiles are used as cladding for the timber frame used to construct the facade. They are chosen as they are honest in acknowledging that the facade is just a skin and not load bearing. The monolithic load bearing concrete is then expressed on the inside of the building. In addition they are easily demountable.




### Reclaimed brick

Reclaimed brick is used as a 900mm tall plinth around the perimeter of the building. In some places as discussed the brick becomes the full height of the facade.



## Responding to the theme of props and playgrounds



3.21 - Play Mountain idea for playground, 1933.

The research into the work of Noguchi's play sculptures and Arakawa and Gins' "architecture of joy" has been used as inspiration in creating the playground area on the roof of the building. The framed play equipment of Aldo van Eyck was also seen as suitable inspiration for additions on the roof because of its lightweight characteristics .



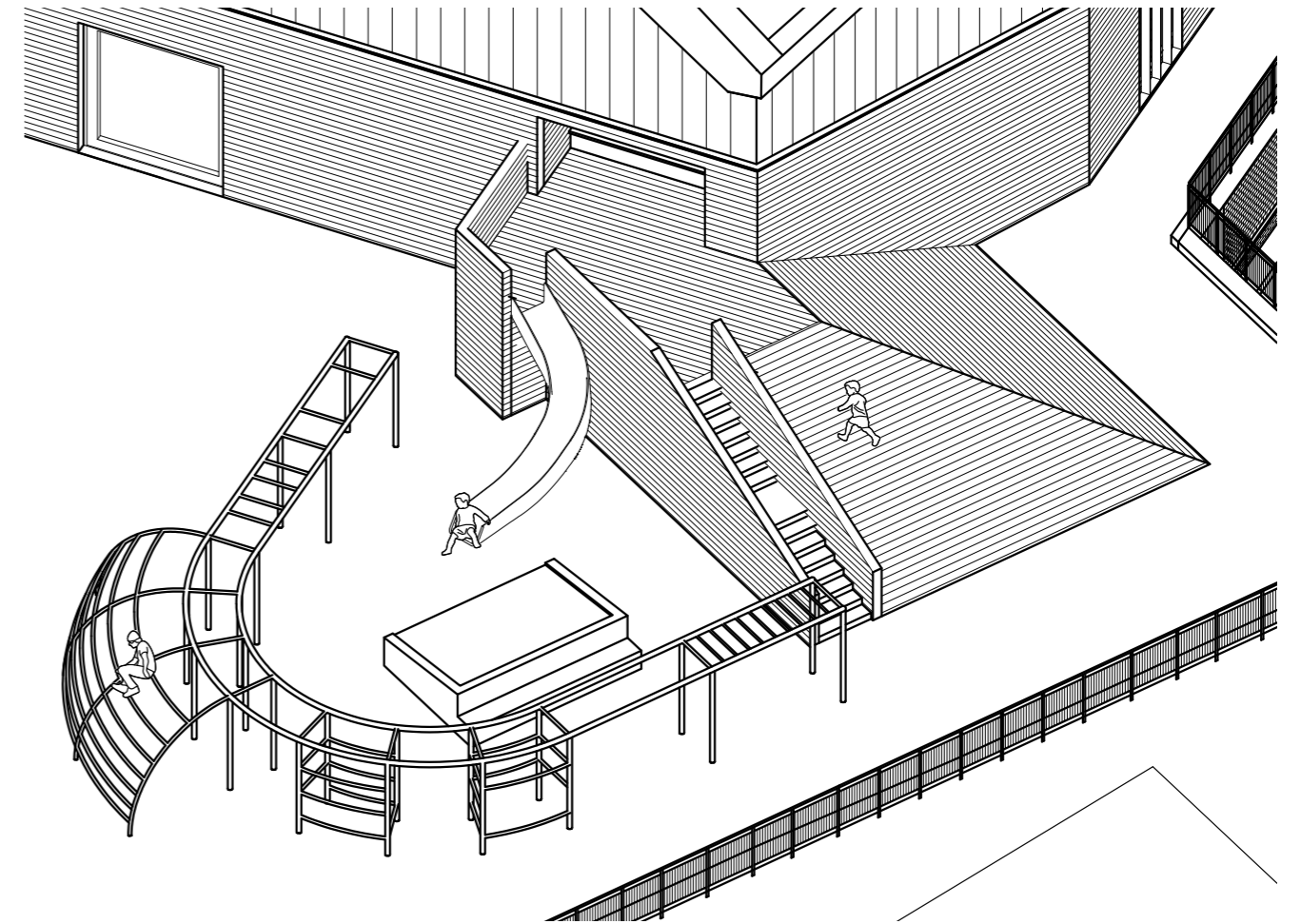
3.22 - Inside the Bioscleave House, 2008.



3.23 - Belleville Playground designed by BASE.



3.24 - Amsterdam playgrounds designed by Aldo van Eyck



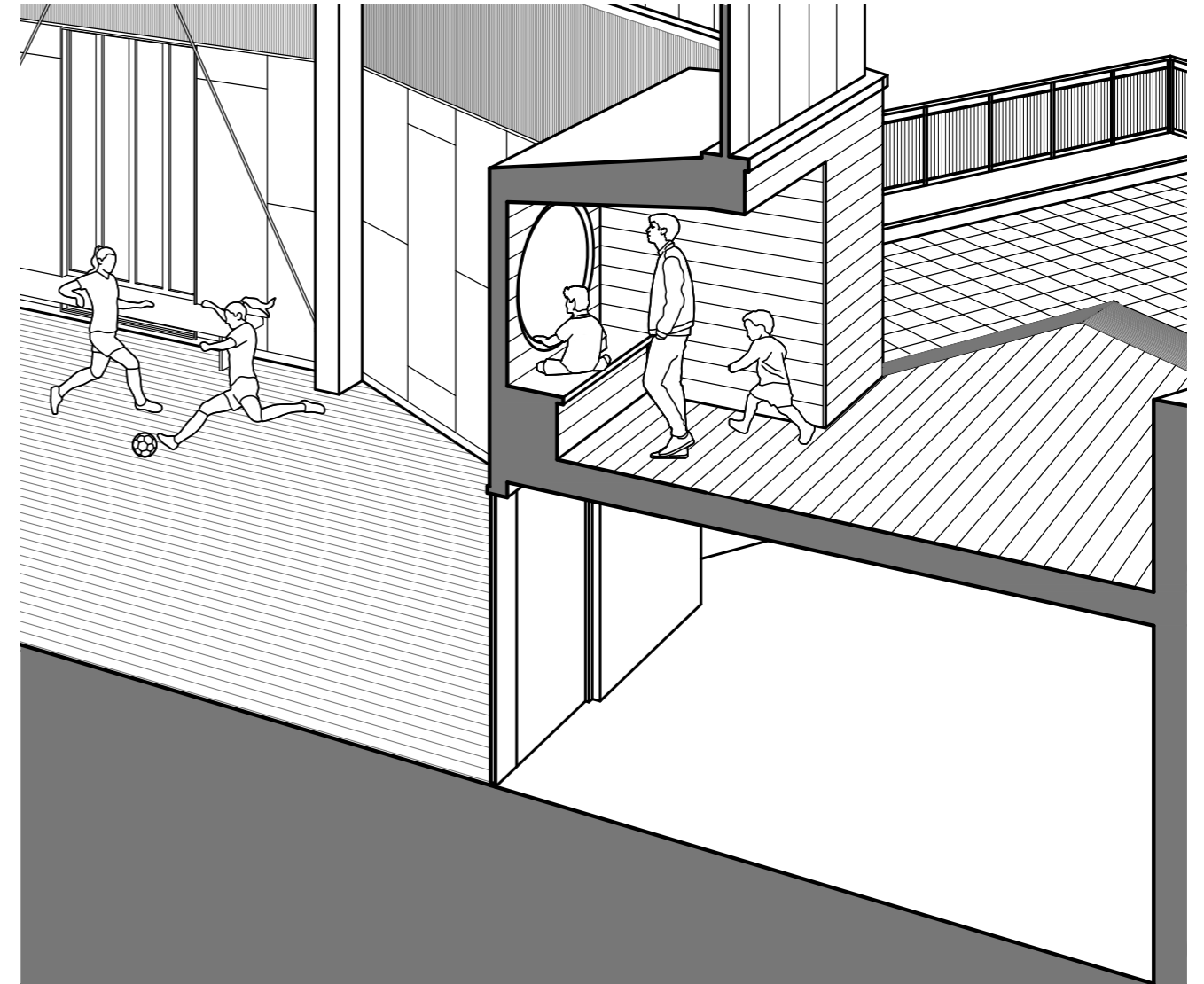
## Responding to the theme of creating niches



3.25 - Clubhouse, Lower East Side, Manhattan, 1978 (Photo by Martha Cooper)



As a response to the secluded environments created by niches within the cityscape the project adds a small recess in the sports hall above the store room. This creates a covered space removed from the main urban area. The niche also includes a window allowing people to peer into the activities of the sports hall.

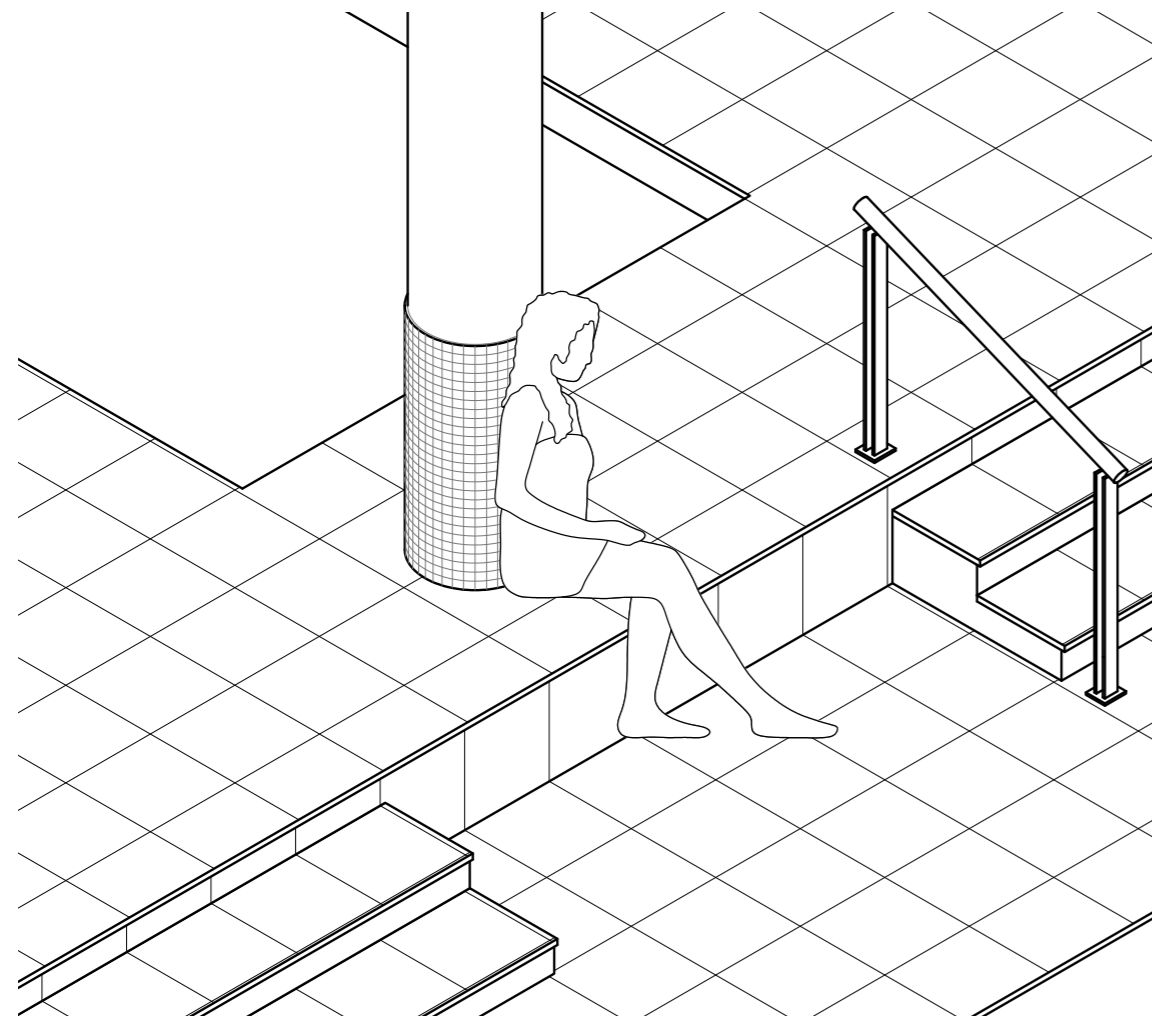




The raised play area offers views across the internal oasis and to the city beyond.


## Responding to the theme of bollards and columns

Bollards and columns are identified in the research as places that can provide an area to rest. This was also observed in the Molenpoort. These findings and observations were used as inspiration to engage with the column within the baths area as a seat.



## Responding to the theme of levels and circulation

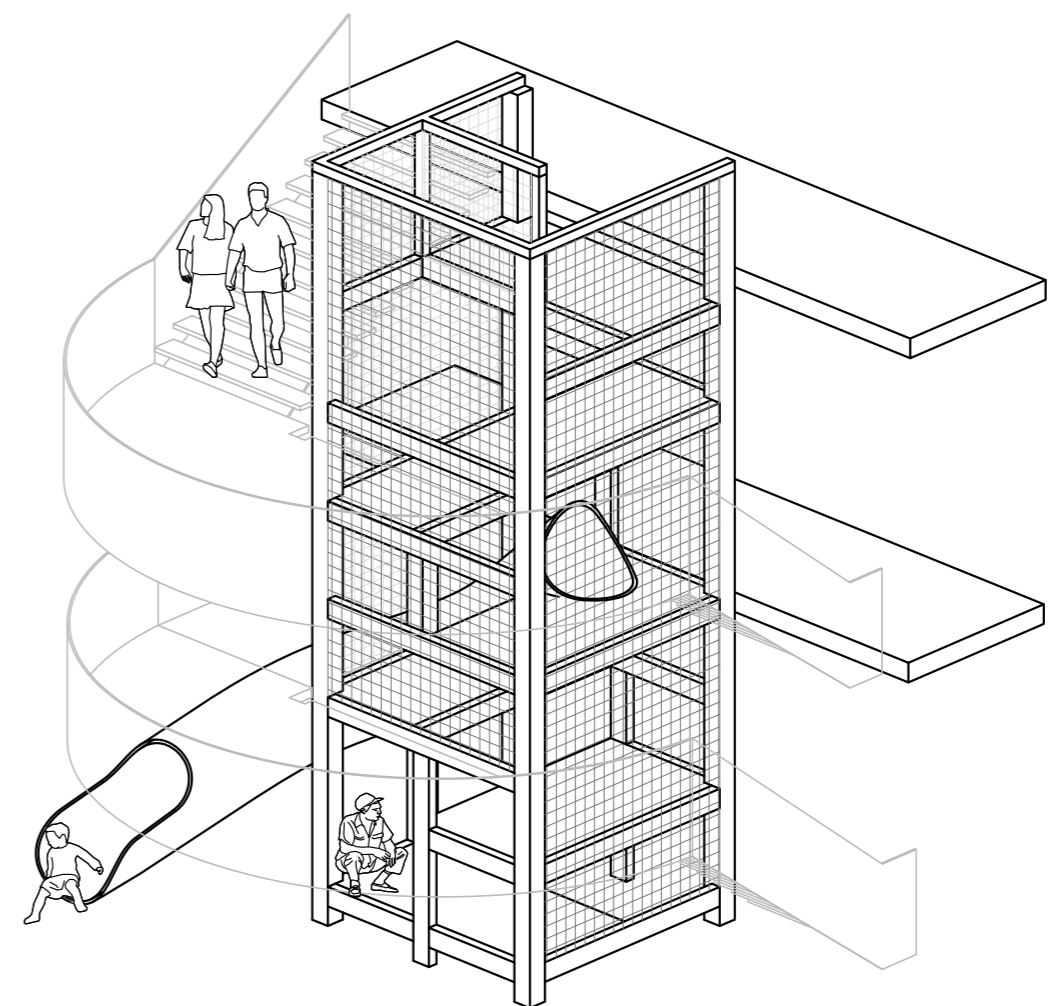
Inspired by the focus on circulation seen in New Babylon, Fun palace, Experimental Studio Rotterdam and Nieuwenhuys' "Ludic Stairs" a climbing structure has been added to the central void of the existing stair. This addition allows people to engage with the building in new ways and questions accepted norms of circulation.



3.26 - Ludic Stairs displayed at the Amsterdam Historical Museum in 1969

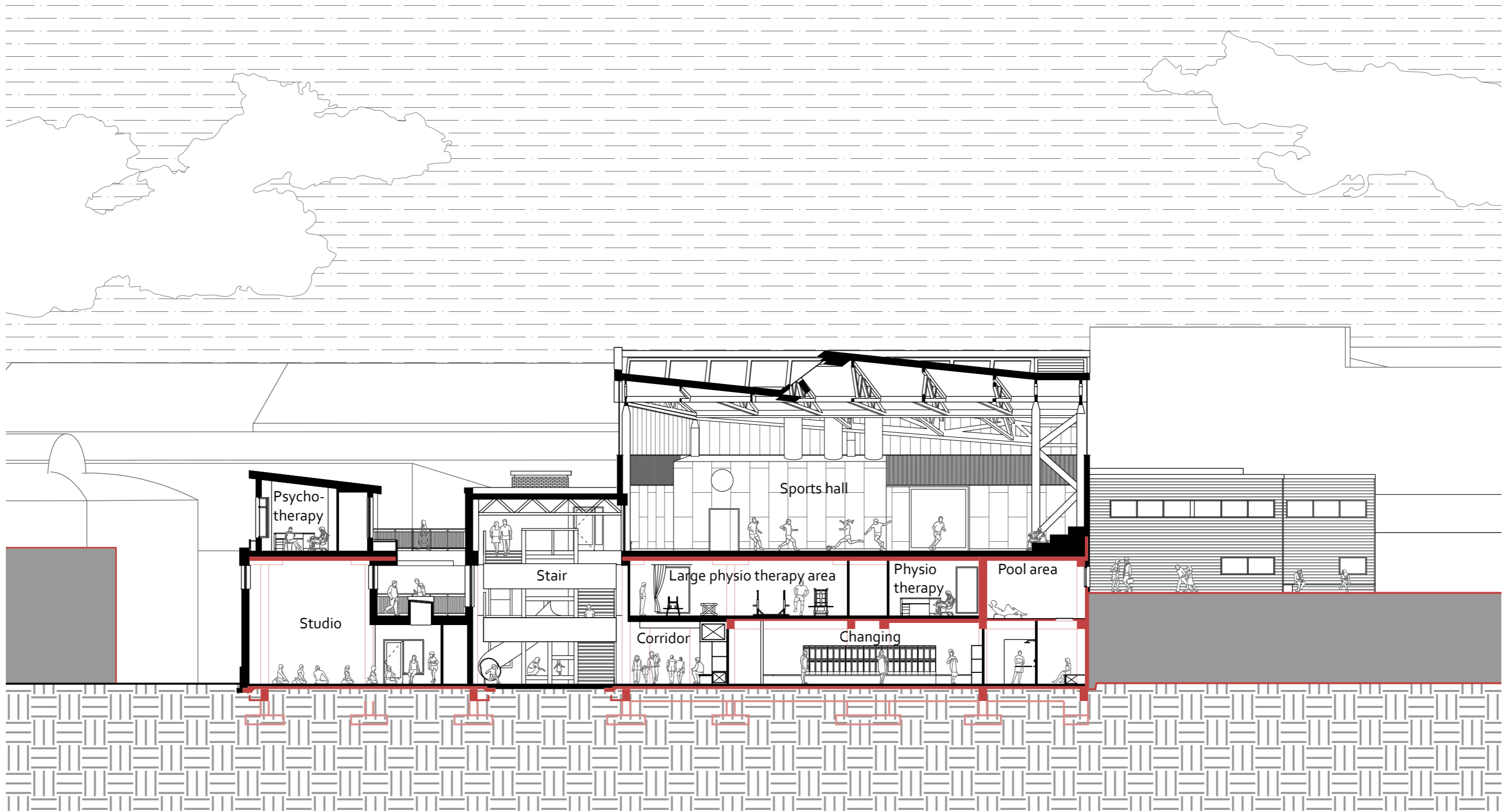


3.27 - Mobile ladder labyrinth model by Nieuwenhuys, 1967



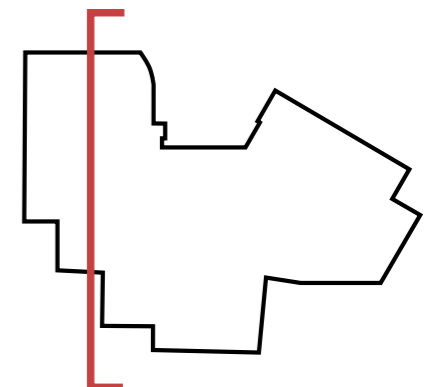


Long section

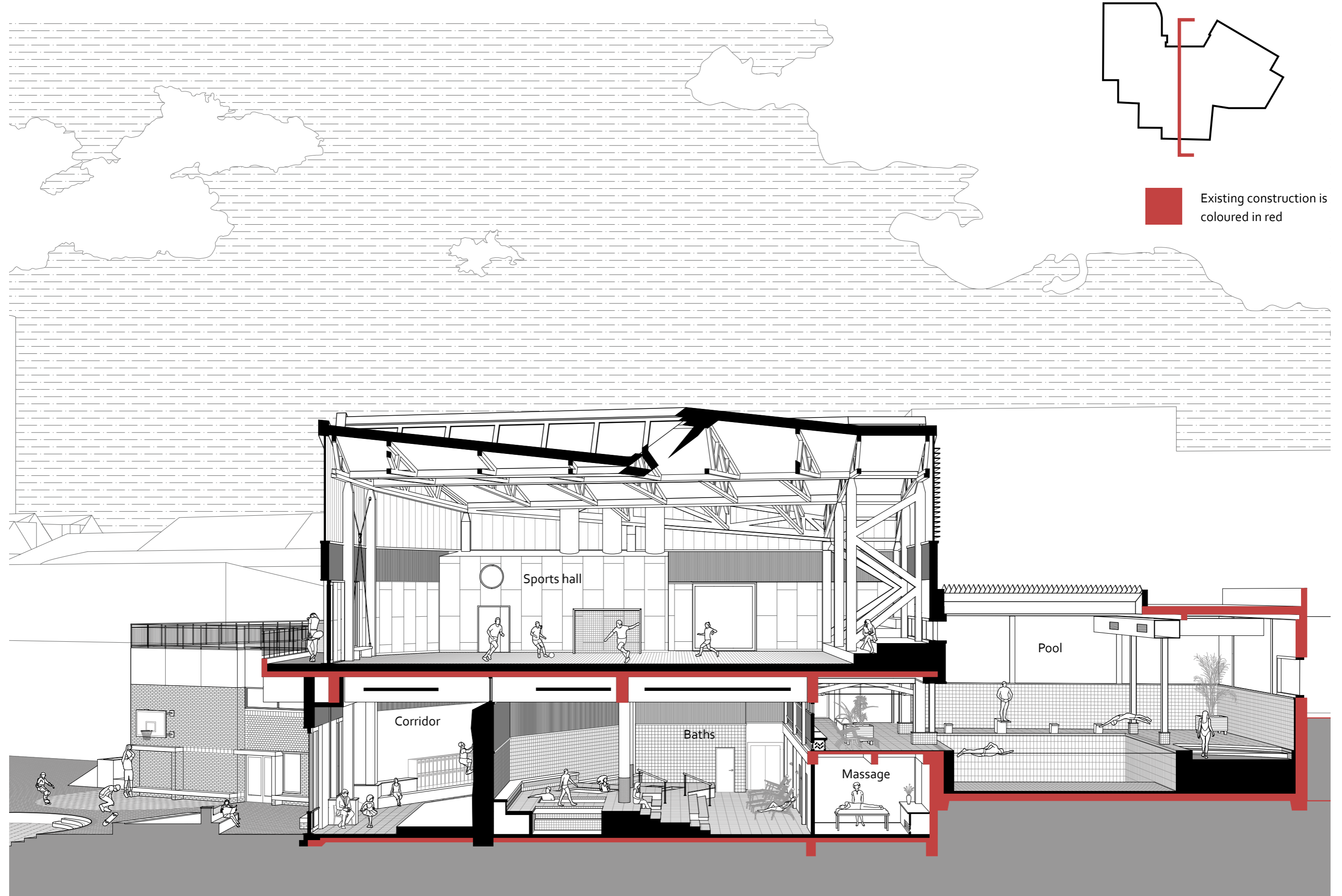



Existing construction is coloured in red

Scale 1:200 (1:100 @A1)




Perspective section






Exposed original concrete



Timber batten acoustic panels





Birch plywood wall finish




Painted original blockwork



Re-used carpet tiles




Exposed original concrete



Timber batten acoustic panels



Birch plywood wall finish




Reclaimed wall tiles



Re-used floor tiles



Exposed original concrete



Timber batten acoustic panels




Painted original blockwork



Reclaimed wall tiles



Re-used floor tiles




Pool tiles

View out of sports hall



Polycarbonate



Timber batten  
acoustic panels



Birch plywood wall  
finish

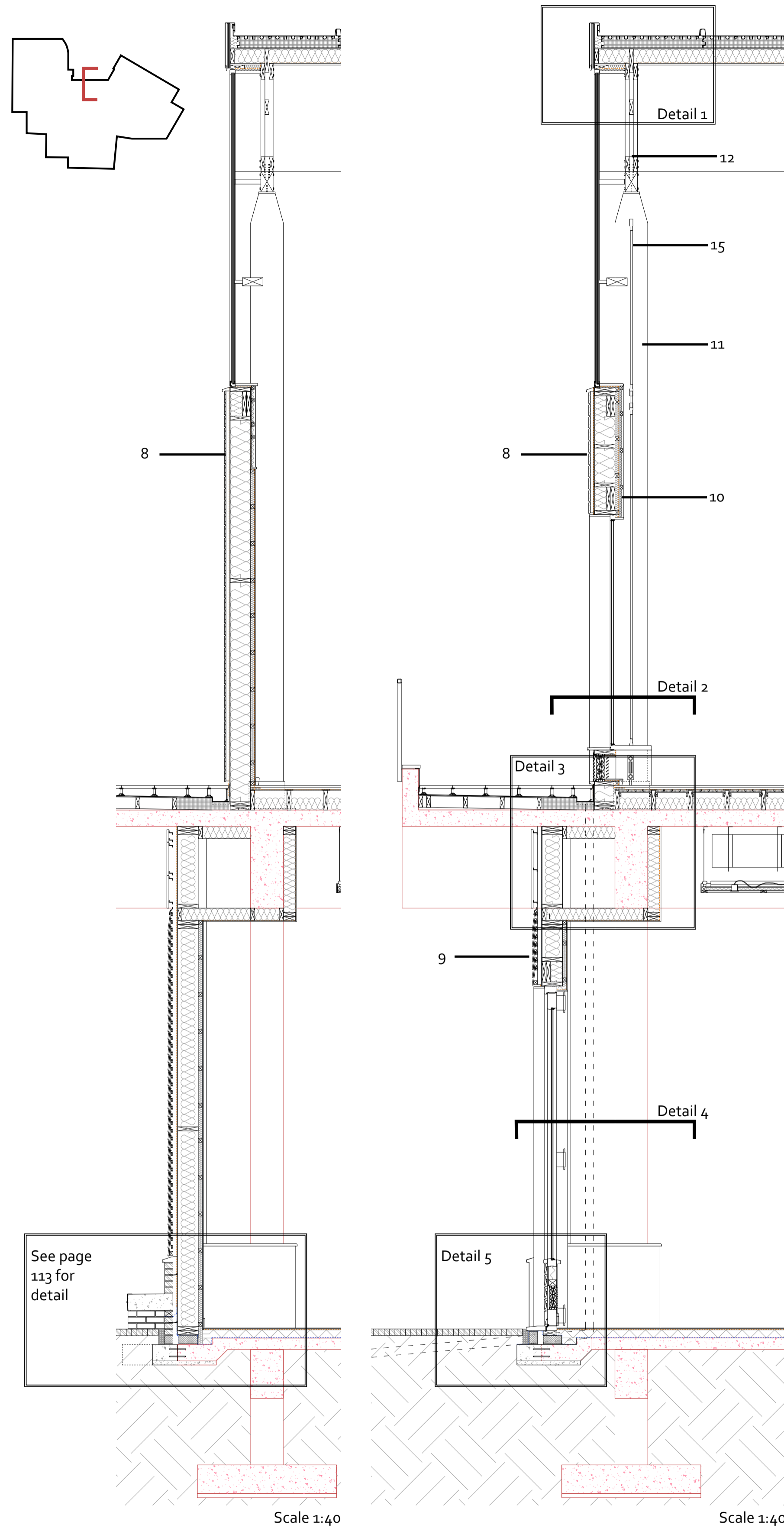


Engineered timber  
sports floor

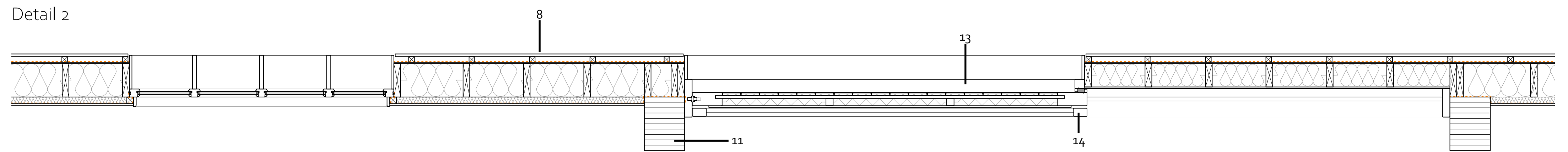
Large North East facing windows aim to connect the activities of the building to the city by providing views out over the oasis and Nijmegen beyond.

Technical details

- Existing construction is coloured in red
- 1 150mm sandwich panel from Triple Solar with integrated solar collector (solar energy is collected and stored in hot water tank and used to heat swimming pools and underfloor systems)  
175x50 mm rafters (spanning 3.4 m) in-filled with insulation  
Vapour control layer  
12mm plywood internal finish
- 2 40mm thick polycarbonate panels
- 3 Double glazed timber window
- 4 Automated dampers control level of natural ventilation
- 5 Radiator under bench heats incoming air
- 6 40mm concrete tiles resting on supporting feet  
Single ply water proof membrane  
150mm rigid insulation  
Existing concrete slab
- 7 22mm Sports flooring boards resting on  
27x27mm flex-beam battens  
10mm absorbing cradle  
250mm timber floor joists resting on existing concrete slab in-filled with:  
30mm rigid insulation with underfloor heating piping resting on  
9mm plywood and insulation.
- 8 150x 20mm Accoya treated Radiata Pine  
42x42mm vertical battens  
Breather membrane  
12mm plywood sheathing board  
250mm timber frame with insulation infill  
50x50mm counter battens with insulation infill  
Vapour control layer  
12mm plywood internal finish
- 9 Reclaimed ceramic tiles hung on  
25x50mm horizontal counter battens  
50x50mm vertical battens  
Breather membrane  
12mm plywood sheathing board  
250mm timber frame with insulation infill  
50x50mm counter battens with insulation infill  
Vapour control layer  
12mm plywood internal finish
- 10 Internal acoustic panels  
Prefabricated panels of 20x40 mm battens  
35x45 counter battens with 20mm acoustic insulation between them
- 11 400x300mm glulam column
- 12 Timber truss made from 180x50 sold timber members bolted together as shown in detail 6
- 13 Large scale sliding door
- 14 Internal sliding screen (timber frame with rope net infill) to prevent balls escaping when the door is open.
- 15 Steel cross bracing

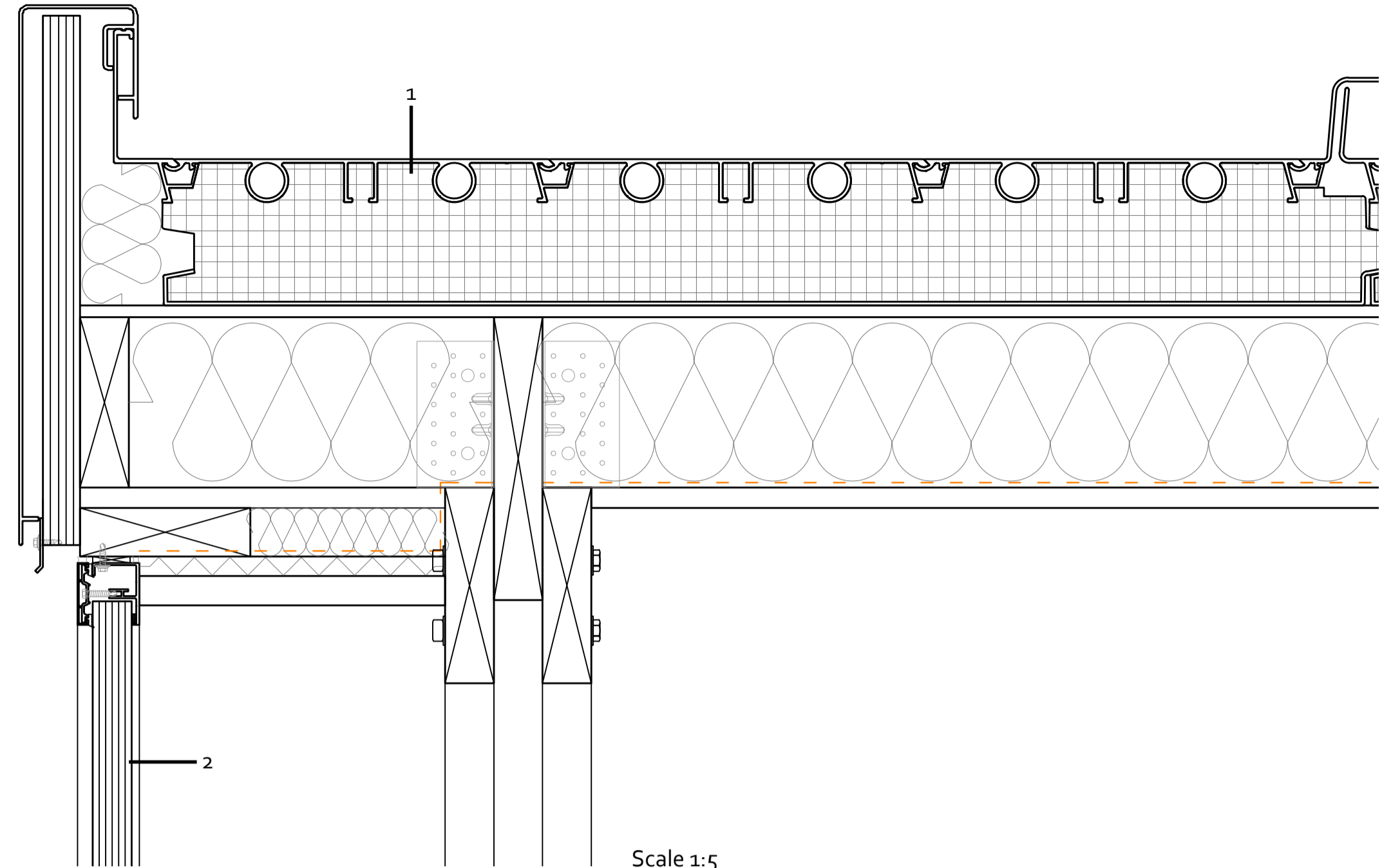


Detail 2



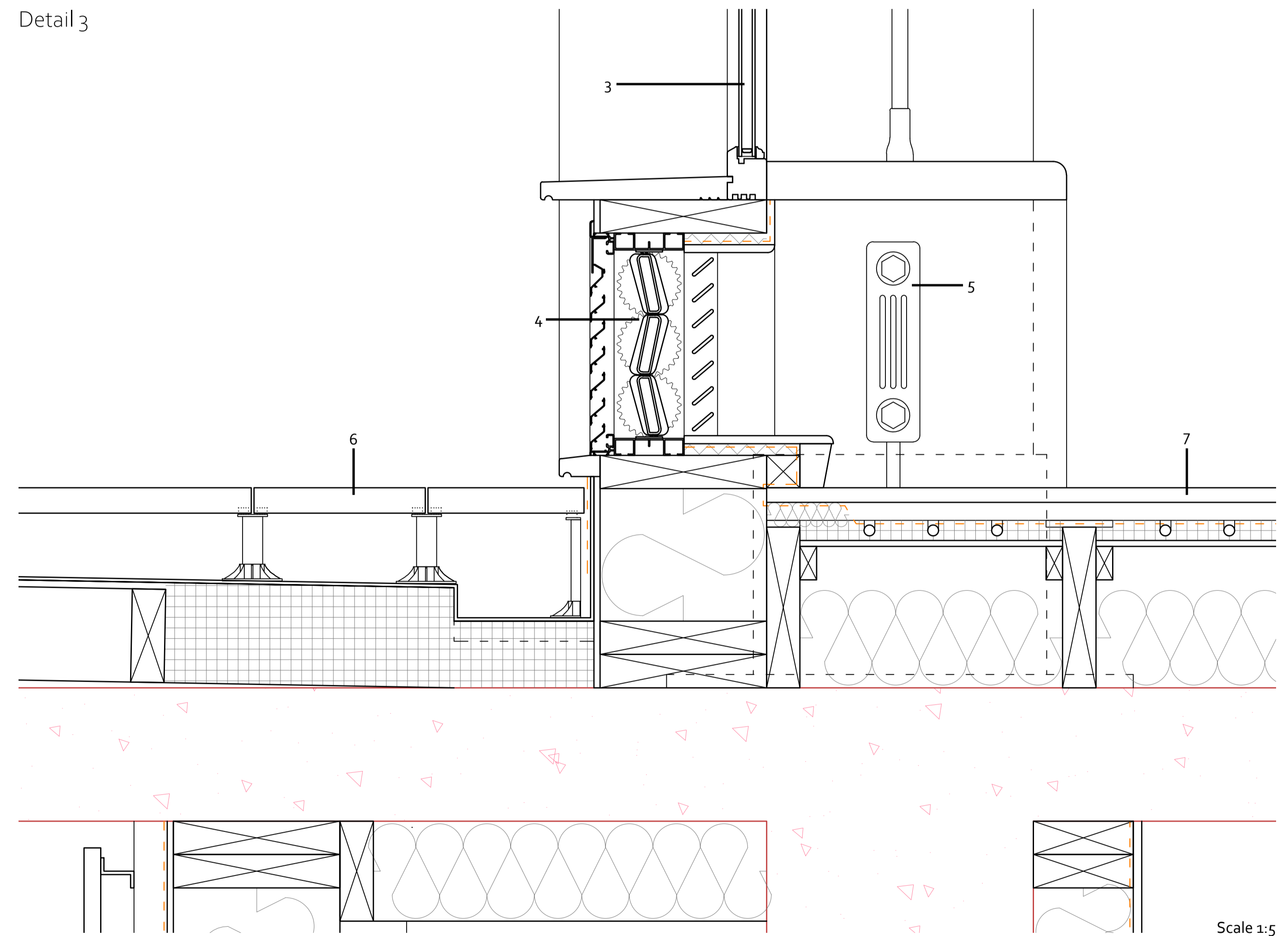
Scale 1:20

Detail 1



Scale 1:5

Detail 3

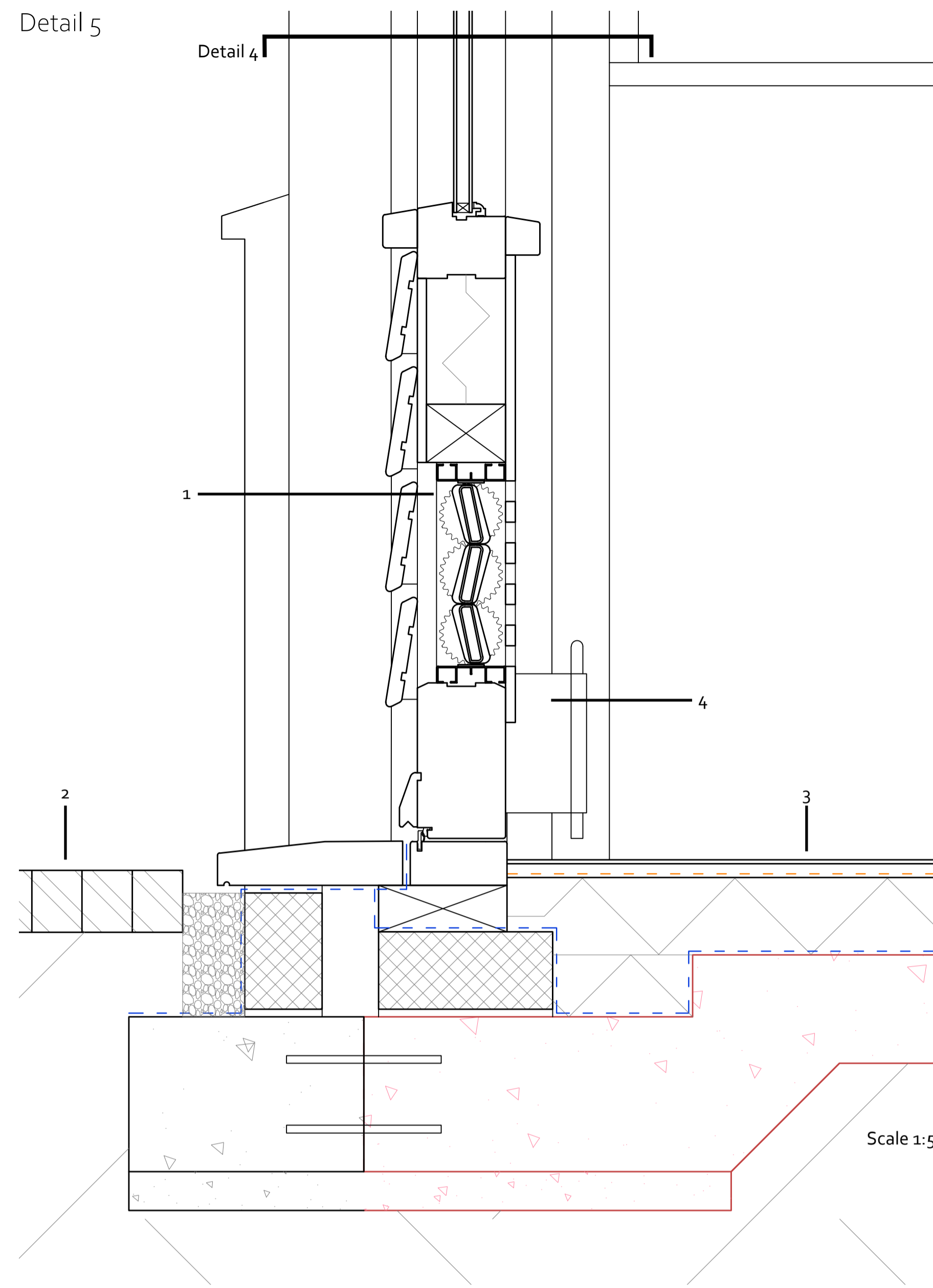


Scale 1:5

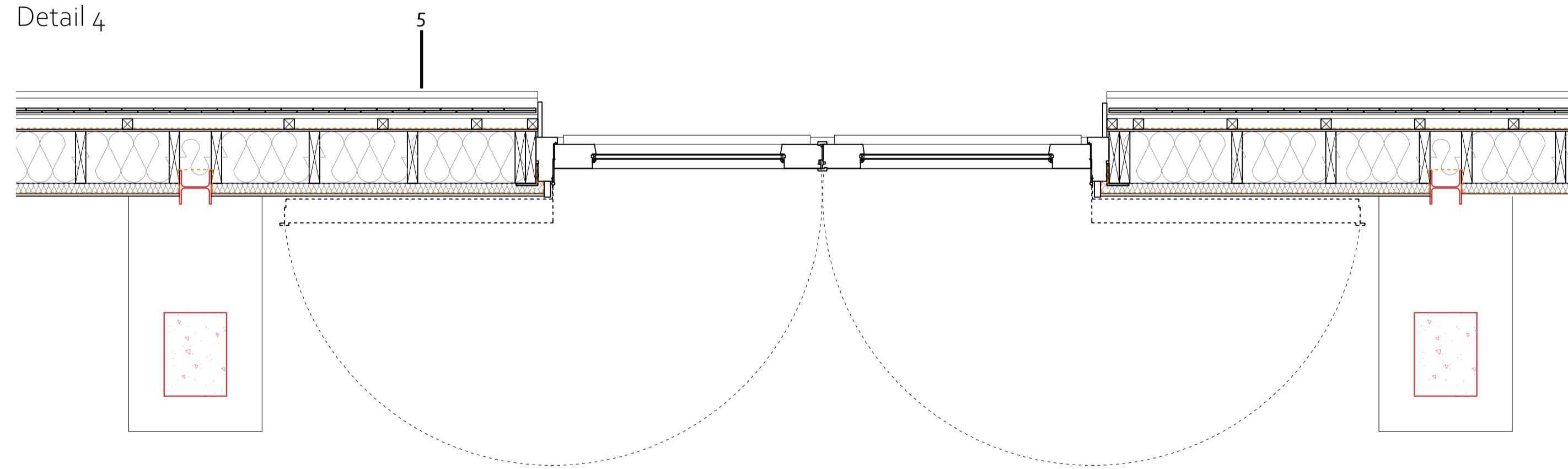


Existing construction is coloured in red

- 1 Large scale door with integrated ventilation dampers to allow for natural ventilation when the door is not left open.
- 2 Brick paving laid on sand
- 3 Reclaimed carpet tile  
18mm OSB sub-flooring  
Vapour control layer  
100mm rigid insulation  
Damp proof membrane  
Existing construction below
- 4 Wide throw hinges allow the doors to be opened 180 degrees.
- 5 Reclaimed ceramic tiles hung on  
25x50mm horizontal counter battens  
50x50mm vertical battens  
Breather membrane  
12mm plywood sheathing board  
250mm timber frame with insulation infill  
50x50mm counter battens with insulation infill  
Vapour control layer  
12mm plywood internal finish

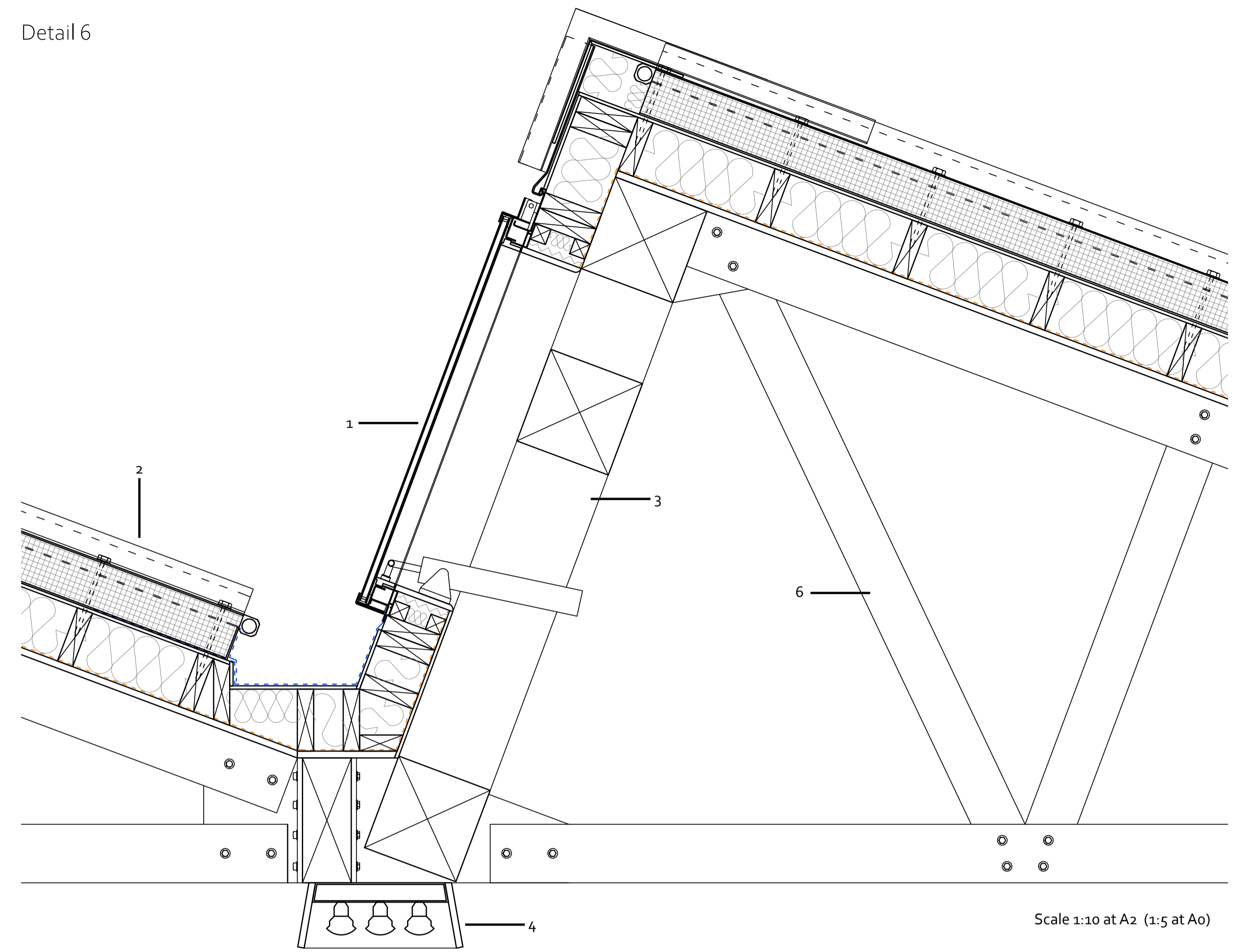


Detail 4



Scale 1:20

Detail 6



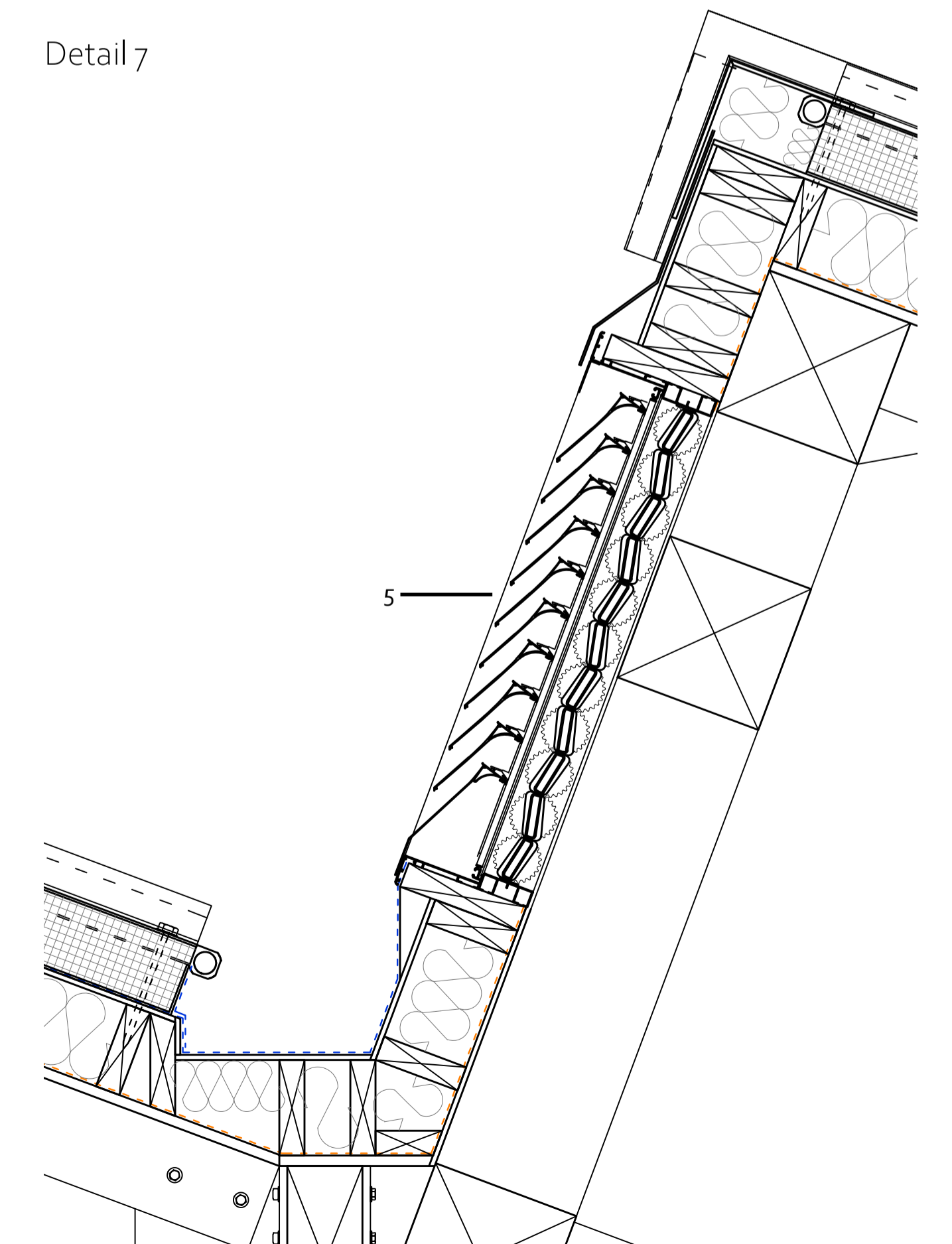
Scale 1:10 at A2 (1:5 at A0)



Existing construction is coloured in red

- 1 Automated open-able roof light
- 2 150mm sandwich panel from Triple Solar with integrated solar collector (solar energy is collected and stored in hot water tank and used to heat swimming pools and underfloor systems)  
175x50 mm rafters (spanning 3.4 m) in-filled with insulation  
Vapour control layer  
12mm plywood internal finish
- 3 2.2 m deep timber truss made from 300x300mm glulam members and bolted steel plate connections spanning 21 m
- 4 LED down-lights run along the lower edge of the truss to provide lighting for the sports hall
- 5 Ventilation grill and automated dampers control the natural ventilation of the sports hall
- 6 Timber truss made from 180x50 solid timber members bolted together as shown

Detail 7



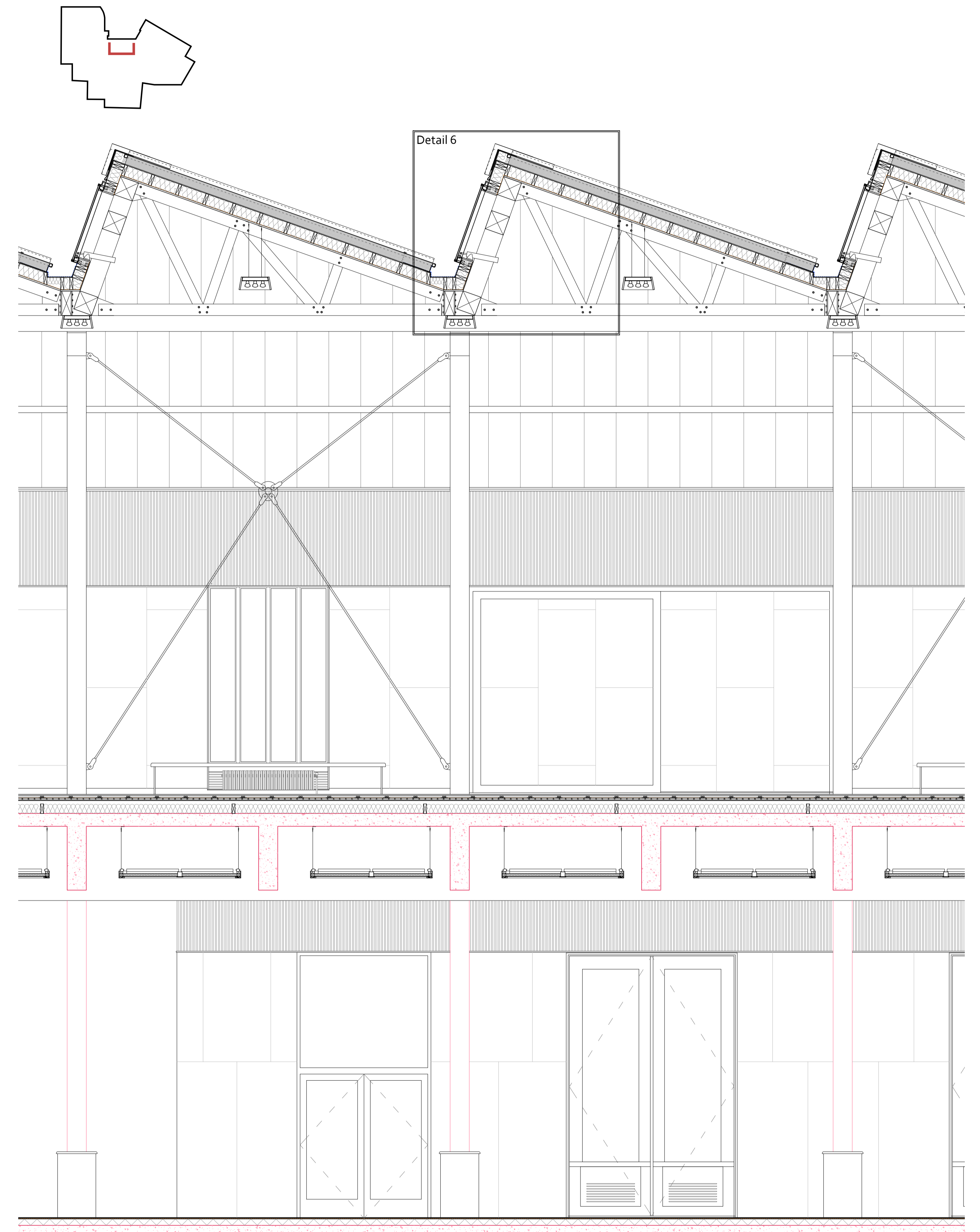


External elevation



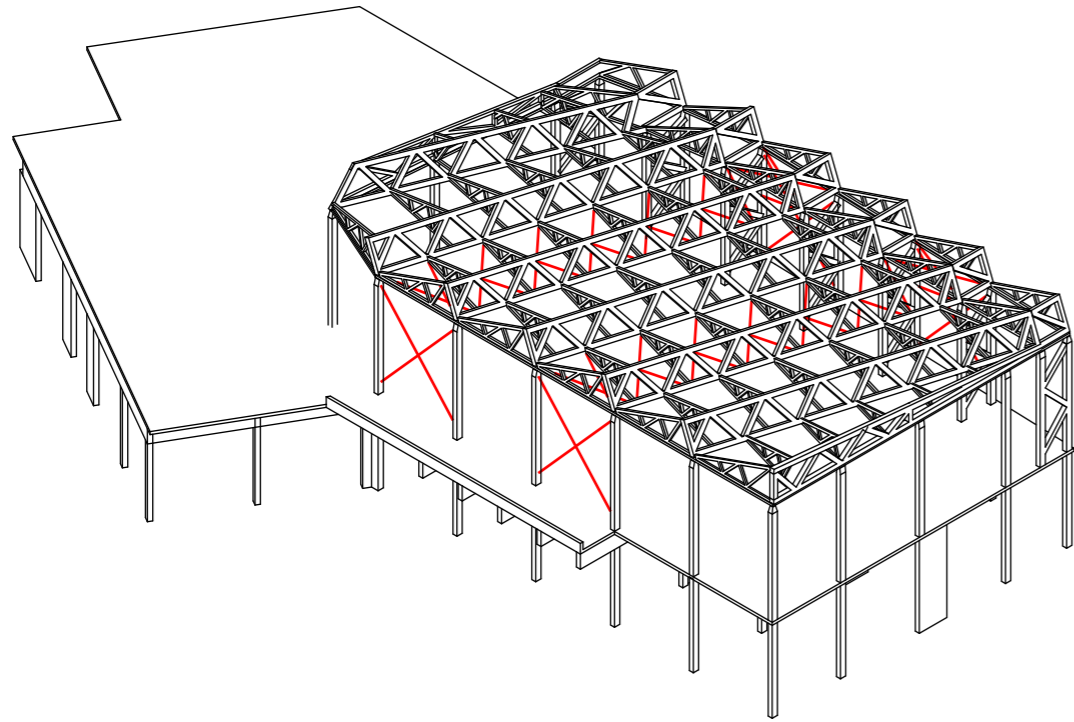
Scale 1:40 at A2 (or 1:20 at A0)

Internal elevation

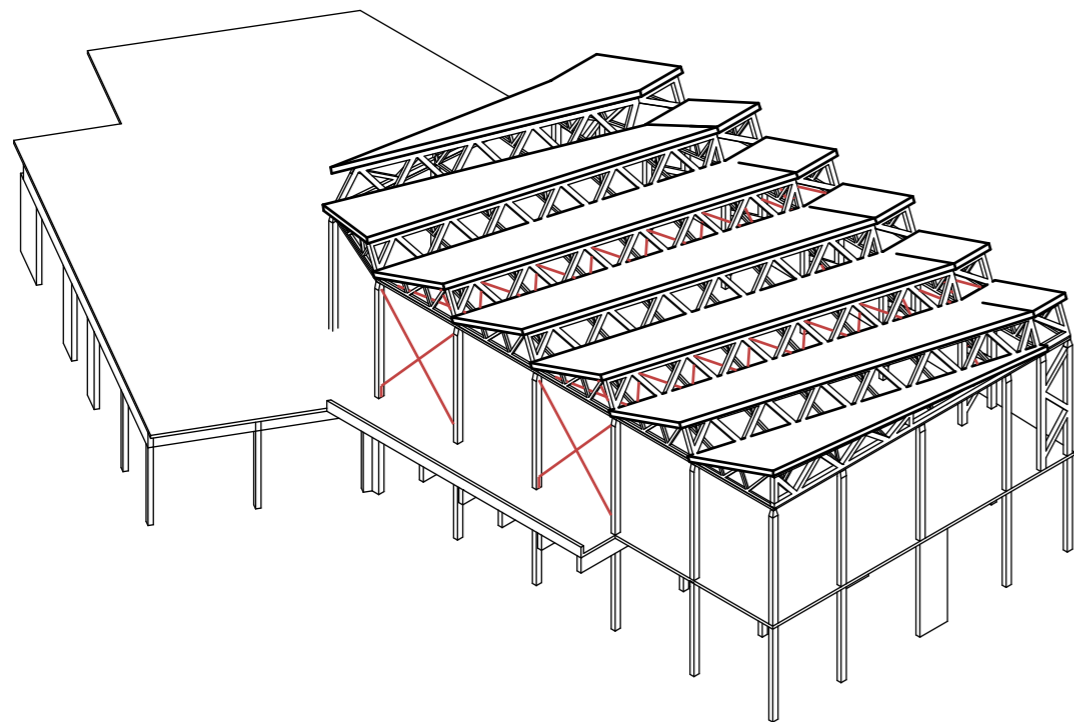


Scale 1:40 at A2 (or 1:20 at A0)

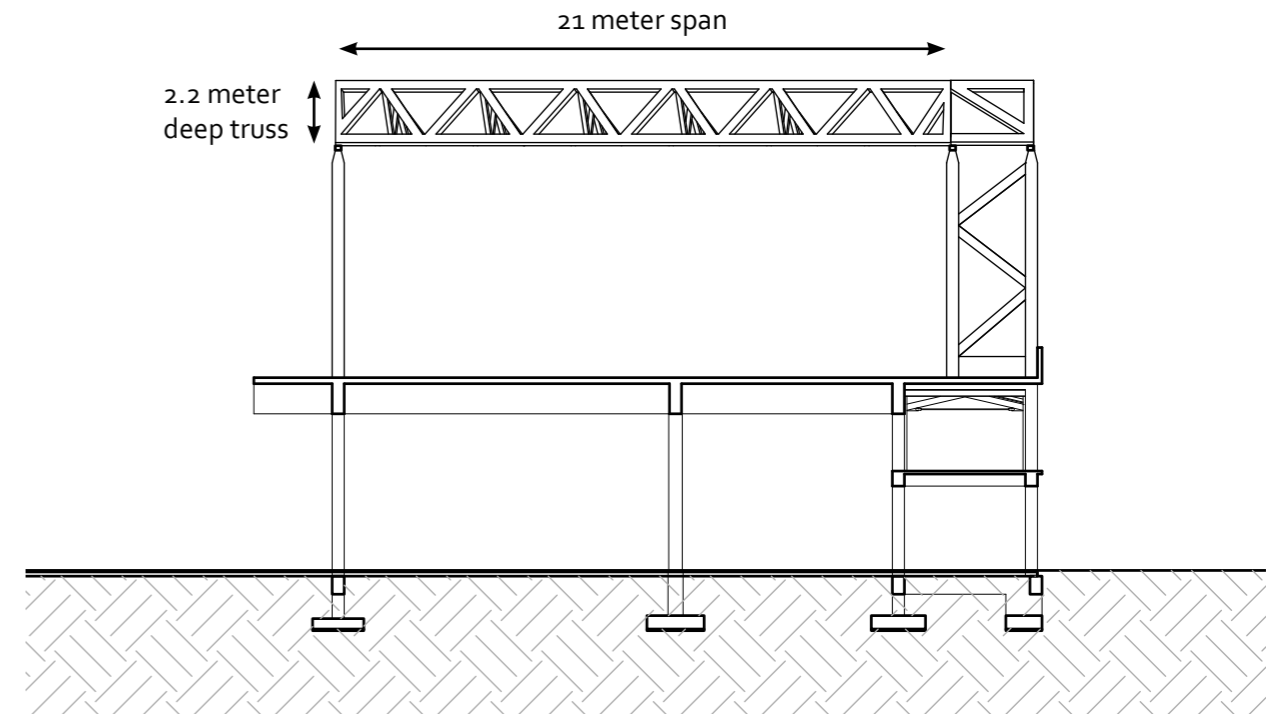
## Structural design



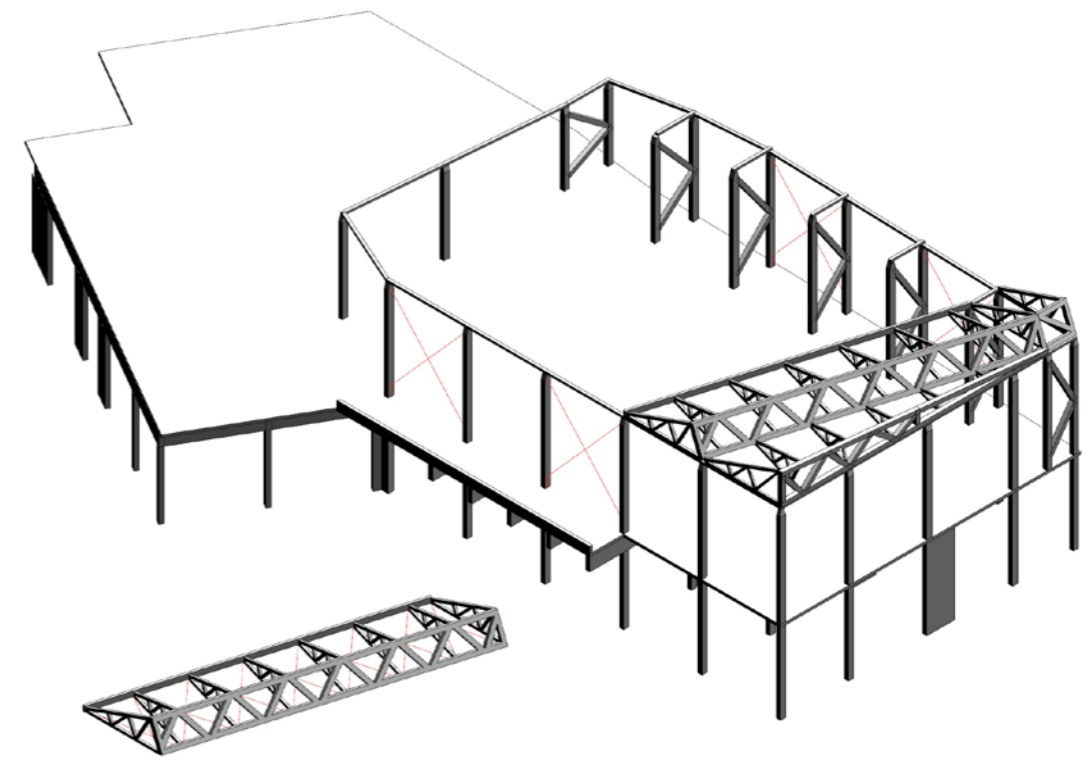
Cable cross bracing is present between the columns on the south and the north as shown, as well as within the roof structure that spans between them.



The timber plywood boards in the roof construction helps to provide further lateral stability once installed.



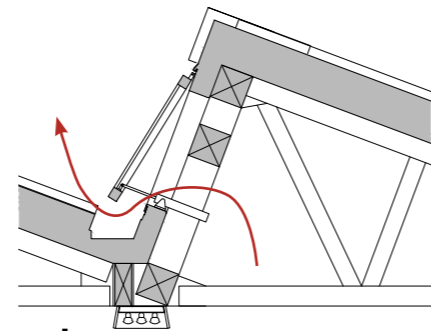
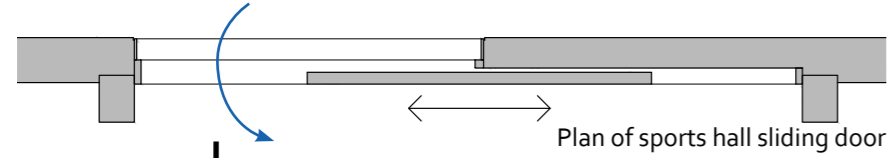
A vertical truss along the southern wall provides lateral support for the structure.



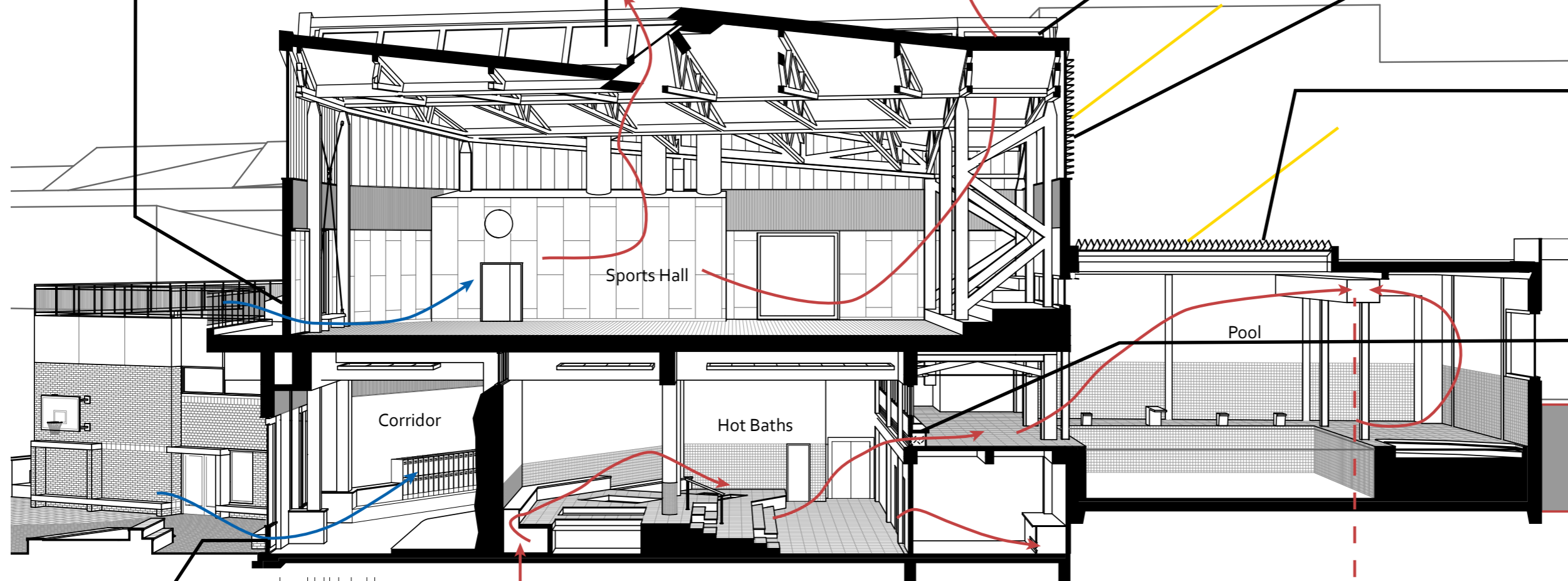
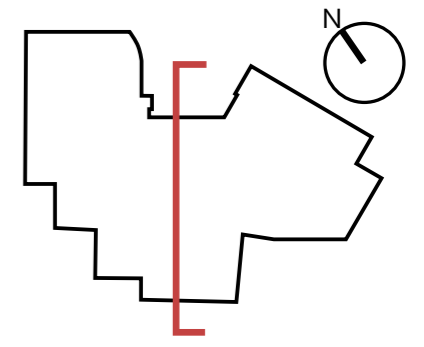
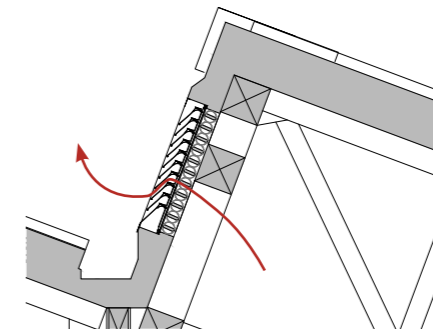
The trusses can be pre-assembled and then craned on to the columns. Additional beams below the trusses are present between the columns enabling this construction sequence.

# Climate section summer

In the summer or periods of high occupancy, when increased ventilation is required, the roof windows to the right (also seen in detail 6) are opened to increase the amount of air exhausted and the large sliding doors below (also seen in detail 2) are opened to increase the amount of fresh air entering the hall.



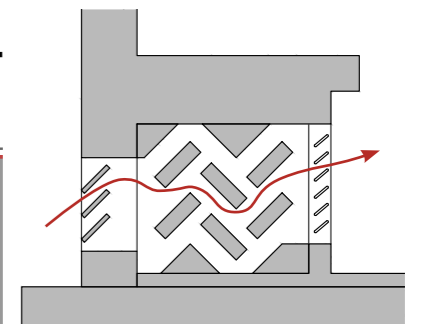
Ventilation louvres on the roof seen to the right (also seen in detail 7) are opened to naturally exhaust air from the sports hall.



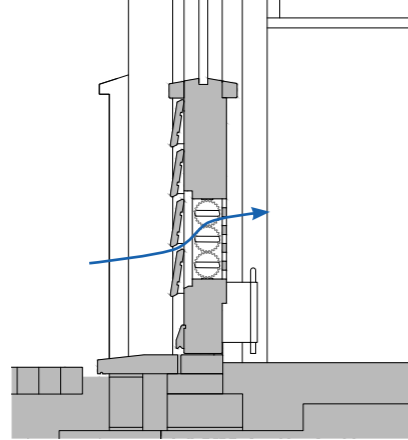
Horizontal shading on the south facade prevents solar gains in the summer.

Mechanical louvres on the pool roof rotate to prevent solar gains in the summer.

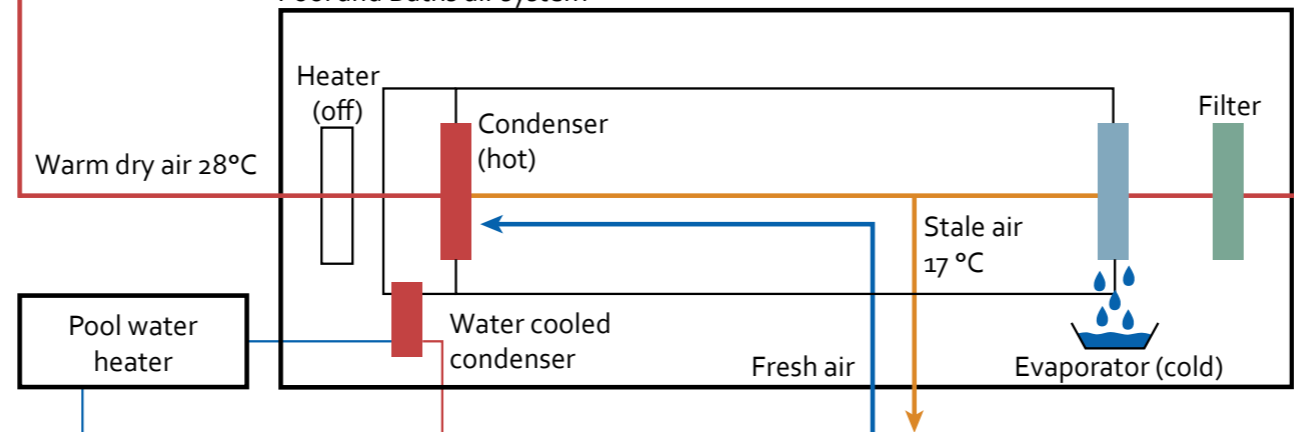
Acoustic louvers below a bench allows air to cascade from the hot baths into the pool area.



Large doors seen in detail 4 are opened in the summer to allow increased natural ventilation. When the doors are closed natural ventilation can be achieved with the louvers seen to the right (also seen in detail 5).



Pool and Baths air system



**Evaporator**  
The evaporator cools the air below its dew point, condensing water vapour in the air into water. The heat gained from this process is transferred to a refrigerant solution within the evaporator which stores the gained heat by evaporating. The hot refrigerant gas is transferred to the condenser.

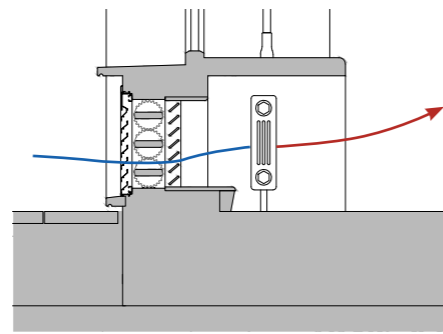
**Condenser**  
The condenser uses the hot refrigerant gas created by the evaporator to heat the cooled air. Through this process the hot refrigerant gas condenses back into a cool liquid. The cool refrigerant solution is then transferred to the evaporator and the cycle repeats.

During the summer, when the pool air needs to be cooled, heat removed from the pool air by the evaporator is used to aid the heating of the pool water. This is done by a second water cooled condenser. If too much heat remains in the system an air source heat pump can be used to transfer heat to the external air.

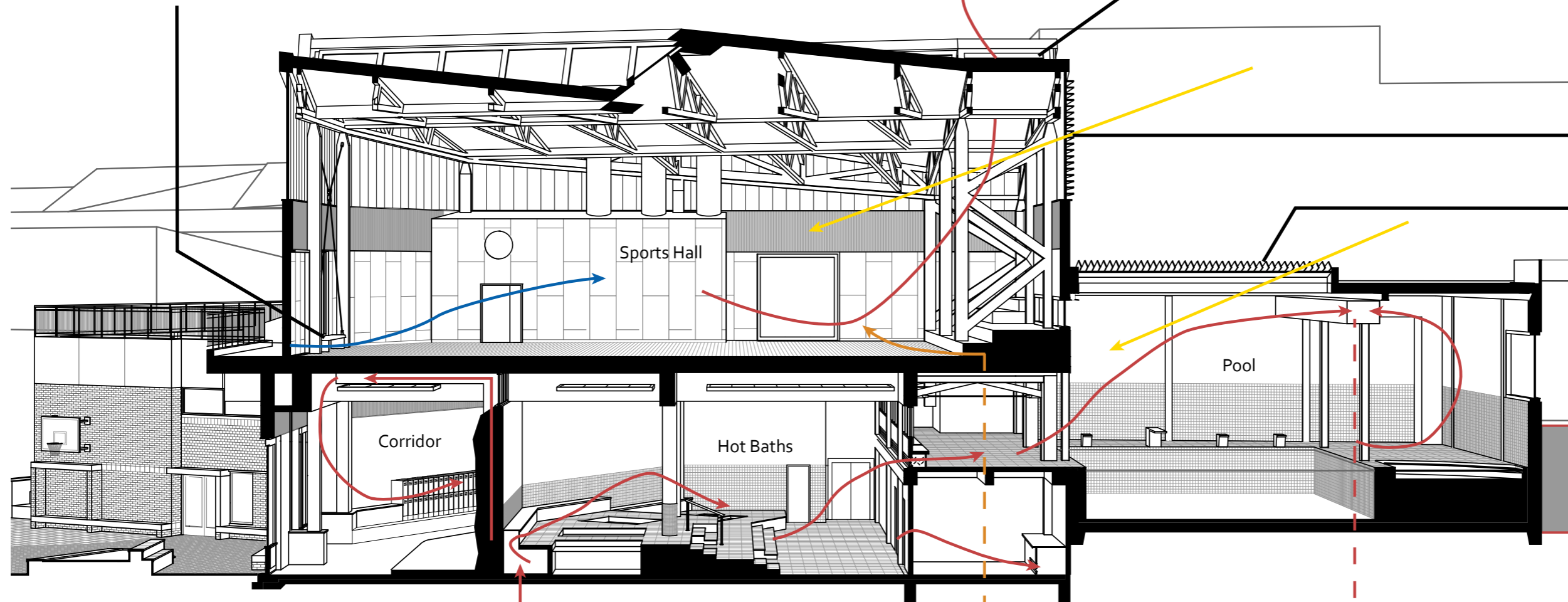
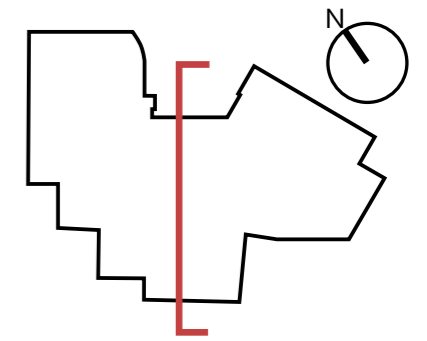
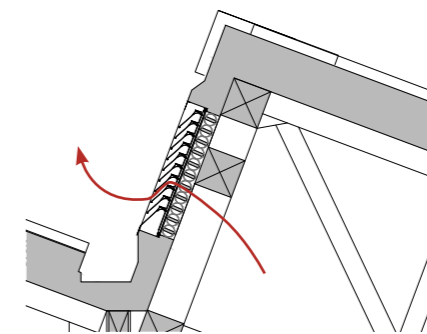
30% of the air is exhausted and replaced with fresh air, 70% is recirculated.

## Climate section winter

During the winter the ventilation louvres seen to the right (also seen in detail 3) allow air to enter the sports hall. A small heater heats the incoming air making the bench comfortable to sit on. This is coupled with underfloor heating to efficiently heat the space to 15 °C with energy captured by the solar collectors within the roof (see detail 1).



Ventilation louvres on the roof seen to the right (also seen in detail 7) are opened to naturally exhaust air from the sports hall.



Horizontal shading louvers on the south facade allow the low winter light to enter and heat the sports hall providing passive solar gains that help to heat the space.

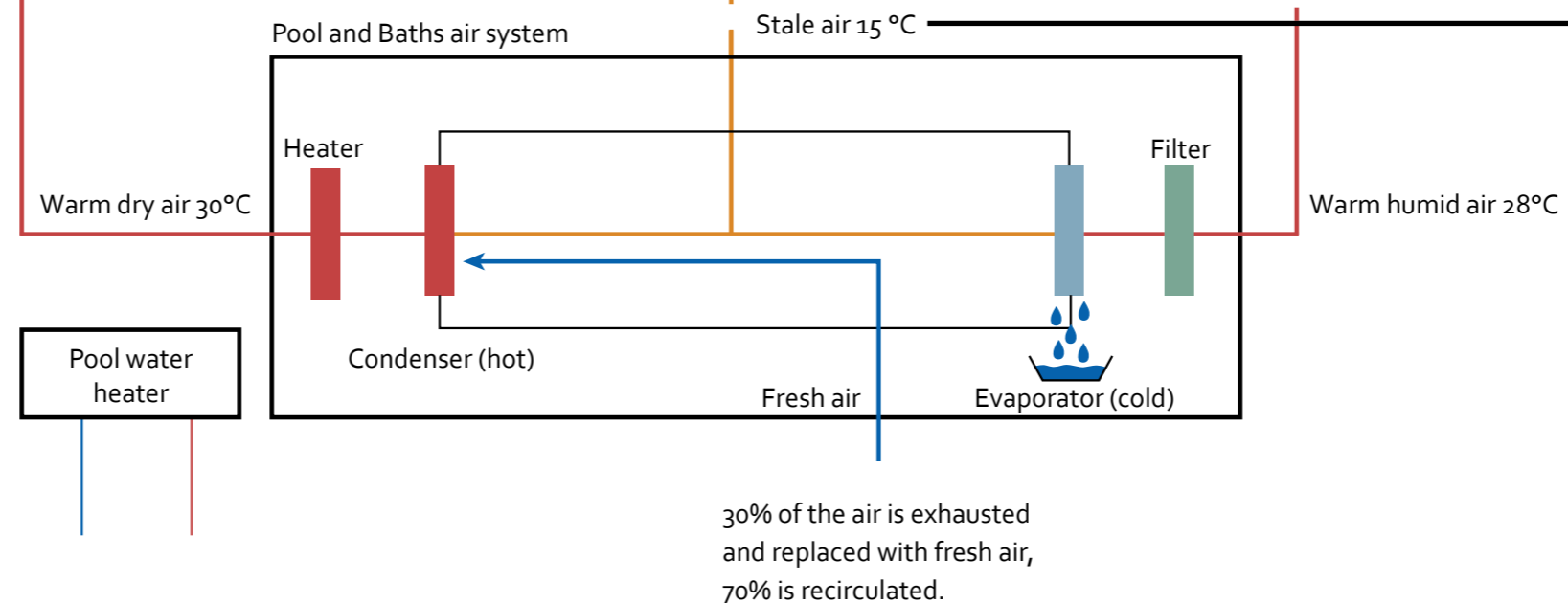
Mechanical louvres can rotate to allow the sun to passively heat the pool area if extra heat is required.

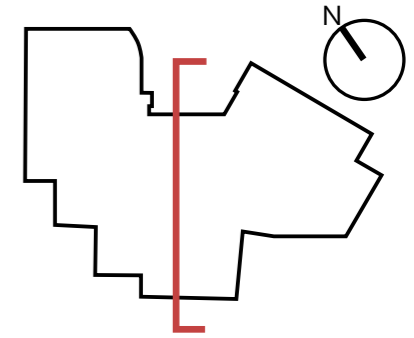
During the winter stale air that has been cooled by the evaporator is exhausted into the sports hall from under the spectator seating. This air helps to reduce the heating demand of the sports hall in the winter. In addition, even after water is removed from the air by the evaporator it still remains fairly humid, because of its low temperature, helping to humidify the dry air within the sports hall created by heating the cold external air. The addition of this air can be reduced if the humidity of the sports hall becomes too high.

The pool water heater uses heat collected by the solar collector (see detail 1) on the roof of the sports hall as well as an electric water heater to heat the pool water to 27 °C. The hot baths are heated to 35 °C on a separate system that follows the same principals.

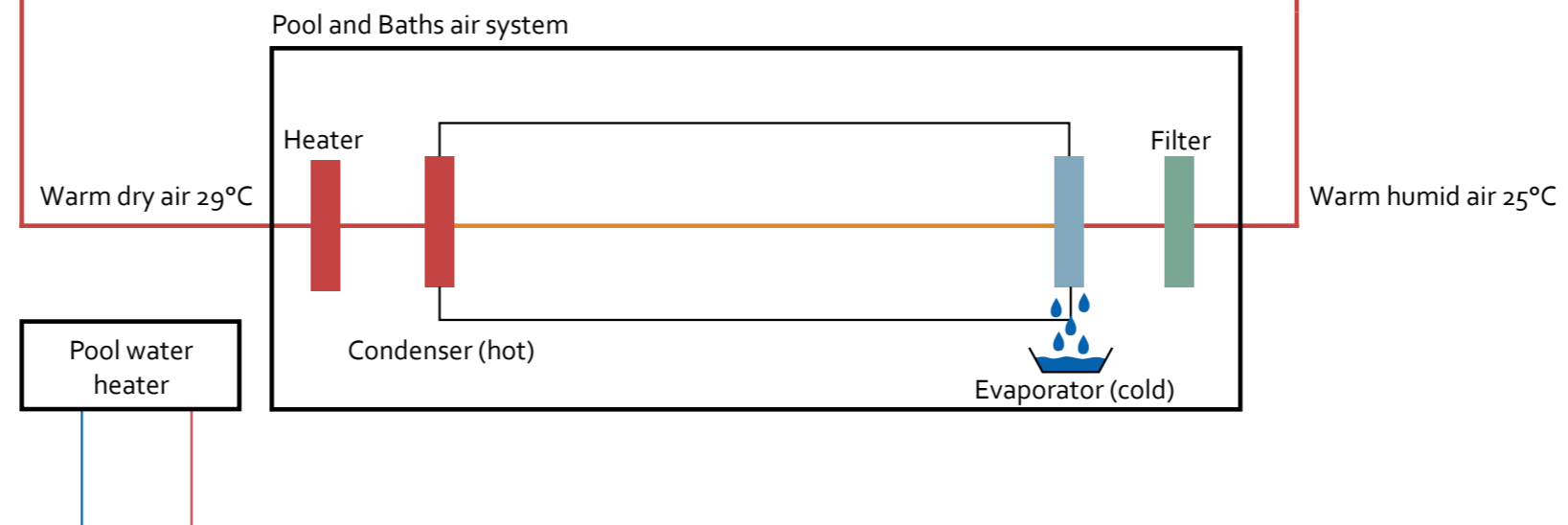
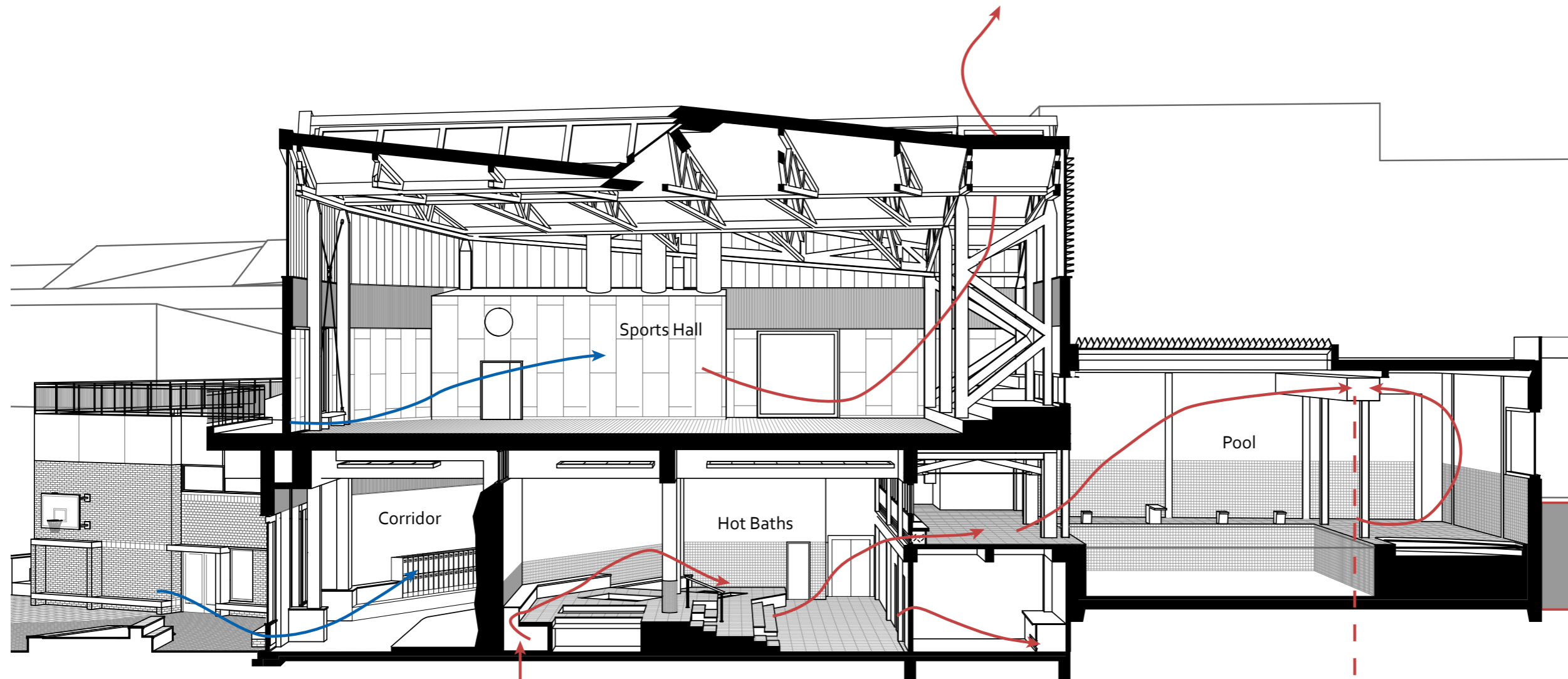
### Condenser & Evaporator

See the previous page for an explanation of how the condenser and evaporator work to dehumidify the air within this system.





At night air is fully recycled through the pool system and no external air enters. The natural ventilation system of the sports hall can be used in hot months to cool the space during the night.

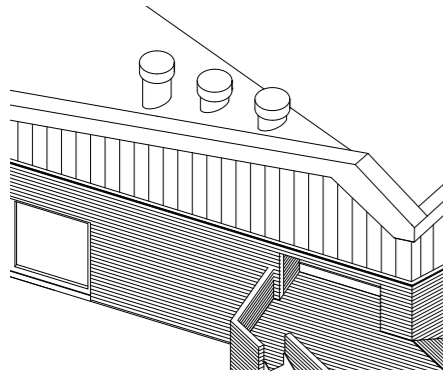


Additional schematic diagram for the rest of the building plan - summer

- Fresh cool air
- Stale warm air
- Mechanical equipment
- Ducting
- Turbine chimney exhausts



Example product photo

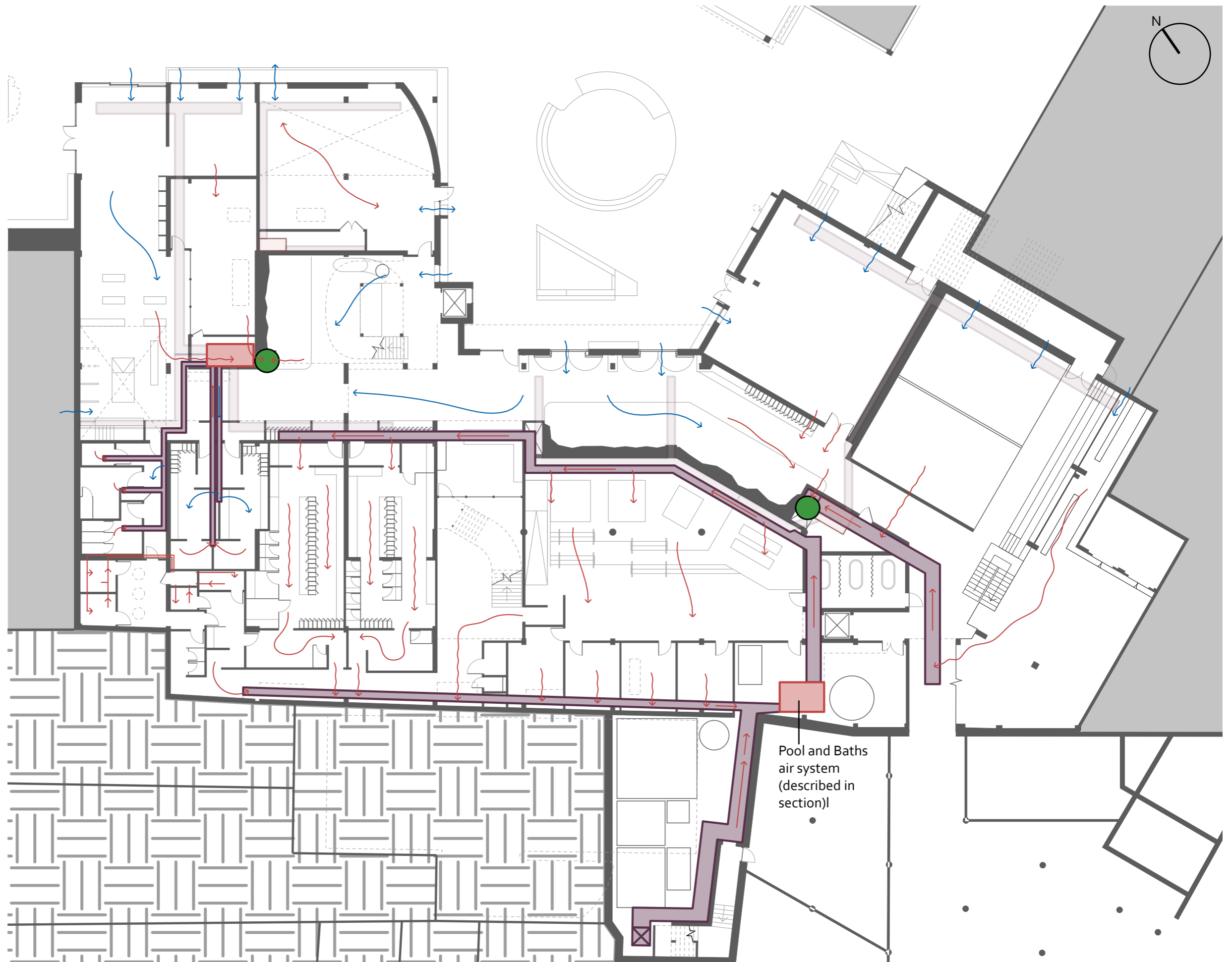


Turbine chimneys on sports hall roof (3 per extract marked on plan)

During the summer the pool, baths, changing rooms and toilets are mechanically ventilated as described in the section.

The remaining ground floor areas are naturally ventilated using turbine chimneys to extract air from the centre of the plan (areas marked with green circles). Fresh air then comes in through windows and openings around the edge of the building.

The turbine chimneys are able to be powered purely by the wind or when there is little wind an integrated motor powered by electricity can spin the turbines.

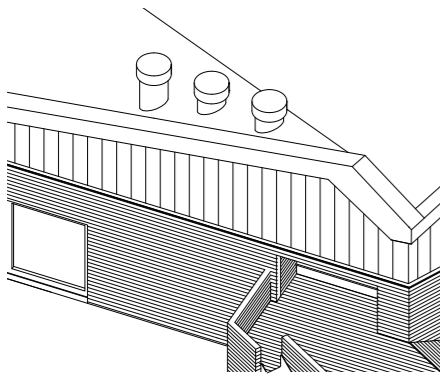


Additional schematic diagram for the rest of the building plan - winter

- Fresh warm air
- Stale cold air
- Mechanical equipment
- Ducting
- Turbine chimney exhausts



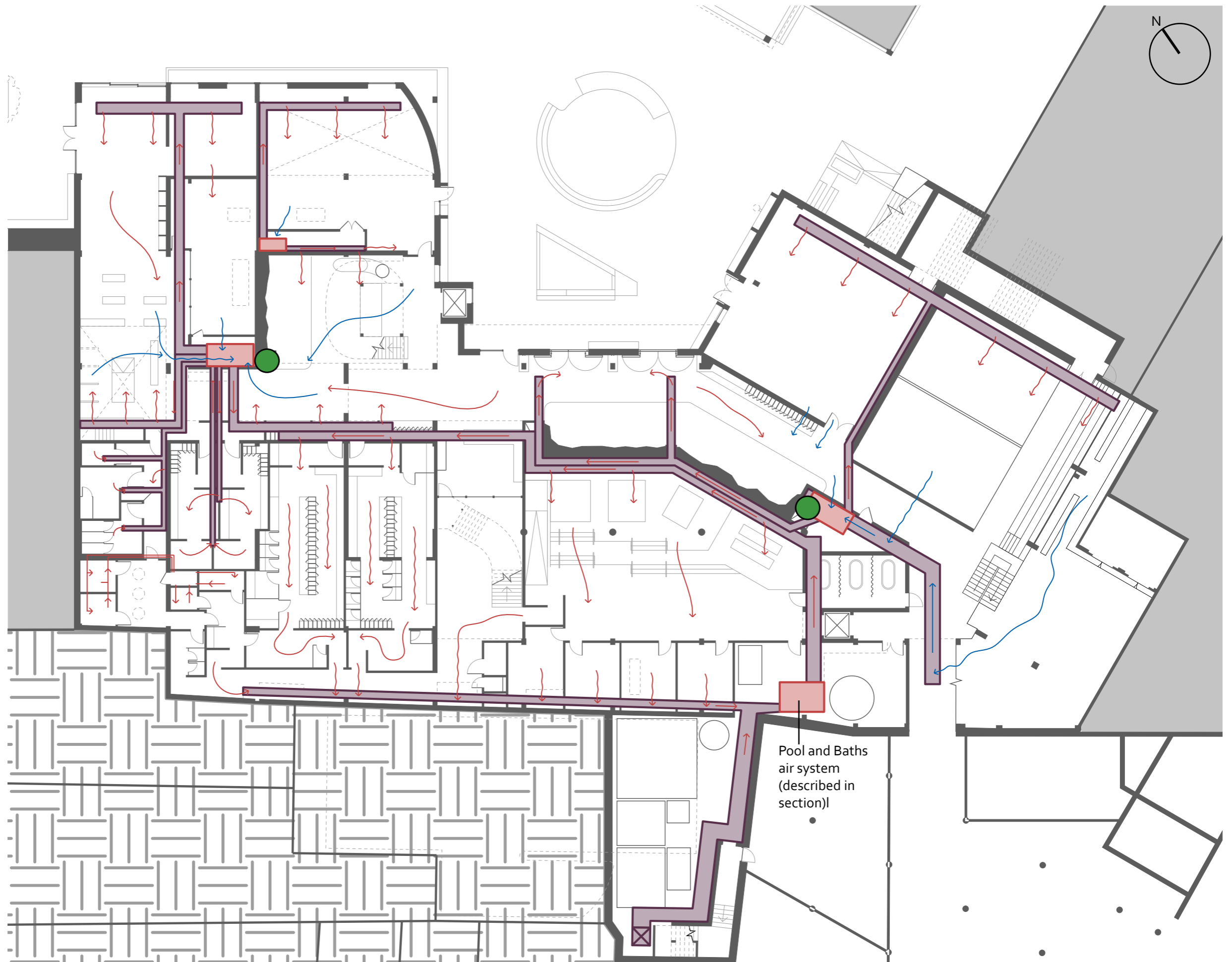
Example product photo

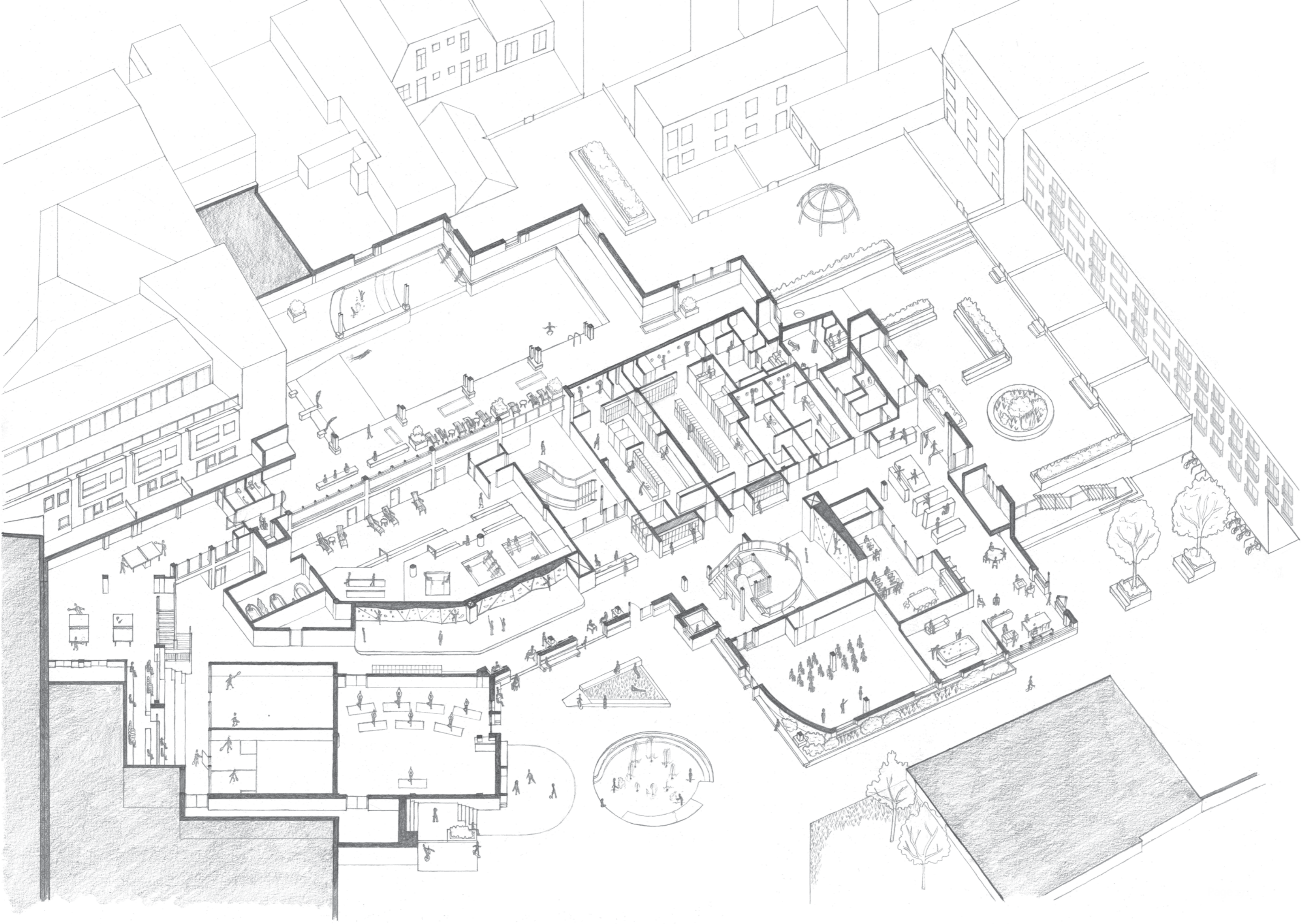


Turbine chimneys on sports hall roof (3 per extract marked on plan)

During the winter instead of bringing air into the scheme through windows, ducts are used to deliver warm air to the edges of the building. The air is then extracted from the same location as in the summer, passed through decentralised heat exchangers within the plant rooms and exhausted through the turbine chimneys.

In the summer if needed the mechanical system can be used to cool the spaces.







# Image References

## Introduction

- 1.1 - Pieter Bruegel the Elder, "Kinderspelen", Oil on wood, 1560
  - 1.2 - Trend in prevalence of health problems in Nijmegen. From *Volksgezondheid Toekomst Verkenning*, by RIVM, 2018, Retrieved 4 January 2021, from <https://www.regiobeeld.nl/gezondheid-leefstijl?gemeente=Nijmegen>
  - 1.3 - Key areas that contribute to lifestyle related illness. Created by author, Data from *What is Lifestyle Medicine*, by American College of Lifestyle Medicine, 2019, Retrieved 27 June 2021, from <https://lifestylemedicine.org/What-is-Lifestyle-Medicine>
  - 1.4 - Model of the church separated into its many fragments of time. Created as group work with Alma Bouwens, Alex Comanceanu, Alejandra Ferrera, Elisabeth Ihrig, Andrew Kelso, Julie Moraca, Laura Piccinin, and Roséane Singotani.
  - 1.5 - Model of the city during the period of the farm house when time was dictated by rhythms of nature. Created as group work with Alma Bouwens, Alex Comanceanu, Alejandra Ferrera, Elisabeth Ihrig, Andrew Kelso, Julie Moraca, Laura Piccinin, and Roséane Singotani.
  - 1.6 - Diagrams showing the functional distribution of people within the guest-house throughout the day. Created by author.
  - 1.7 - Model of the guesthouse fitted with rhythmic lights, governed by a metronome, demonstrating the daily routines of its occupants. Created as group work with Alma Bouwens, Alex Comanceanu, Alejandra Ferrera, Elisabeth Ihrig, Andrew Kelso, Julie Moraca, Laura Piccinin, and Roséane Singotani.
  - 1.8 - People walk past the church fixated on their phones. The church's clock and bell are no longer a necessity. Created as group work with Alma Bouwens, Alex Comanceanu, Alejandra Ferrera, Elisabeth Ihrig, Andrew Kelso, Julie Moraca, Laura Piccinin, and Roséane Singotani.
- Play in Nijmegen and elsewhere.
- 2.1 - King of the hill, Brooklyn, 1950 (Photo by Arther Leipzig). From *City Play* (p.137), by Dargan, A., & Zeitlin, S. J., 1990, New Brunswick: Rutgers University Press.
  - 2.2 - Photo of London's east end, 1949-1953, Nigel Henderson. From *Streets: Nigel Henderson's photographs of London's East End 1949-53* (p.74), by Henderson, N., 2017, London: Tate Publishing.
  - 2.3 - Parkour within Nijmegen. Captured from video *Freerunning—Nijmegen (Shootlab)*, by 2Doc, 2012. Retrieved from [https://www.youtube.com/watch?v=GhBoBD12Dbs&t=7s&ab\\_channel=2Doc](https://www.youtube.com/watch?v=GhBoBD12Dbs&t=7s&ab_channel=2Doc)
  - 2.4 - Clubhouse, Lower East Side, Manhattan, 1978 (Photo by Martha Cooper). From *City Play* (p.138), by Dargan, A., & Zeitlin, S. J., 1990, New Brunswick: Rutgers University Press.
  - 2.5 - Using the curb, Brooklyn, 1950 (photo by Arther Leipzig). From *City Play* (p.41), by Dargan, A., & Zeitlin, S. J., 1990, New Brunswick: Rutgers University Press.
  - 2.6 - Drawing on the road (photo by Arthur Leipzig). From *City Play* (endpapers), by Dargan, A., & Zeitlin, S. J., 1990, New Brunswick: Rutgers University Press.
  - 2.7 - Game of marbles, 1914 (photo from the Chicago Daily News). From *City Play* (p.80), by Dargan, A., & Zeitlin, S. J., 1990, New Brunswick: Rutgers University Press.
  - 2.8 - Directing spray, Lower East Side, Manhattan, 1978 (photo Martha Cooper). From *City Play* (p.58), by Dargan, A., & Zeitlin, S. J., 1990, New Brunswick: Rutgers University Press.
  - 2.9 - Playing in the fountain on Ziekerstraat. Photo captured by fellow student Alma Bouwens
  - 2.10 - Skating in Kronenburgerpark (photo by Geert Geenen). From *Twitter*, by Geert Geenen, February 2021 (<https://twitter.com/TomBeuningen/>)
  - 2.11 - Sledging at Mariënborg (photo by Tom Hessels). From *Twitter*, by Tom Hessels, February 2021 (<https://twitter.com/geertgeenen>)
  - 2.12 - Sledging at Kronenburgerpark (photo by Paul Rapp). From *Politie stuurt 600 mensen weg uit Kronenburgerpark*, by De Gelderlander, February 2021, Retrieved February 2021, from <https://www.gelderlander.nl/nijmegen/politie-stuurt-600-mensen-weg-uit-kronenburgerpark-a8ba7071/?referrer=https%3A%2F%2Fwww.google.com%2F>
  - 2.13 - Something to lean on or place things near. Piazza del Campo, Siena, Italy. From *Life Between Buildings* (p.151), by Jan Gehl, 2011, London: Island Press.
  - 2.14 - Architectural Fragment, outside the State Library, Melbourne. From *The Ludic City* (p.185), by Stevens, Q., 2007, New York: Routledge.
  - 2.15 - Child climbing on sculpture. From *Het wordt tijd: wie verzint een naam voor het blauwe kunstwerk op Kelfkensbos?*, by in de buurt, 2018, Retrieved January 2021, from <https://indebuurt.nl/nijmegen/gemeente/het-wordt-tijd-wie-verzint-een-naam-voor-het-blauwe-kunstwerk-op-kelfkensbos-16856/>
  - 2.16 - Large Yellow Sector model by Nieuwenhuys, 1958. Photo created by author at Kunstmuseum, Den Haag.
  - 2.17 - Section of the Fun Palace by Price, 1964. Retrieved from the Canadian Centre for Architecture online archive (DR1995:0188:197), Retrieved February 2021, from <https://www.cca.qc.ca/en/search/details/collection/object/309793>
  - 2.18 - Diagrammatic drawing of possible configurations of the modular stair unit designed by Price for the Fun Palace, 1964. Retrieved from the Canadian Centre for Architecture online archive (DR1995:0188:342), Retrieved February 2021, from <https://www.cca.qc.ca/en/search/details/collection/object/309954>
  - 2.19 - Typical plan for Fun Palace showing the rotating escalators, 1964. Retrieved from the Canadian Centre for Architecture online archive (DR1995:0188:235), Retrieved February 2021, from <https://www.cca.qc.ca/en/search/details/collection/object/309835>
  - 2.20 - Large Yellow Sector model by Nieuwenhuys, 1958. Photo created by author at Kunstmuseum, Den Haag.
  - 2.21 - Mobile ladder labyrinth model by Nieuwenhuys, 1967. Photo created by author at Kunstmuseum, Den Haag.
  - 2.22 - Constant Nieuwenhuys, "Mobile ladder labyrinth", paper pencil watercolor, 1967, Kunstmuseum, Den Haag
  - 2.23 - Interior perspective of the Fun Palace by Cedric Price, 1960-5. Retrieved from the Canadian Centre for Architecture online archive (DR1995:0188:123), Retrieved February 2021, from <https://www.cca.qc.ca/en/search/details/collection/object/309710>
  - 2.24 - Experiment Studio Rotterdam, 1966. From *Constant. New Babylon. To Us Liberty* (p.186), by Nieuwenhuys, C., Gielen, P., Stokvis, W., Wigley, M., van der Horst, T., & Laura., 2016, Ostfildern: Hatje Cantz Verlag.
  - 2.24 & 2.2 - Constant Nieuwenhuys – Ludic Stairs displayed at the Amsterdam Historical Museum in 1969. From *Constant. New Babylon. To Us Liberty* (p.188), by Nieuwenhuys, C., Gielen, P., Stokvis, W., Wigley, M., van der Horst, T., & Laura., 2016, Ostfildern: Hatje Cantz Verlag.
  - 2.26 - Constant Nieuwenhuys – Ludic Stairs displayed at the Amsterdam Historical Museum in 1969. Retrieved February 2021, from <https://www.lost-painters.nl/gemeentemuseum-den-haag-constant-new-babylon/>
  - 2.27 - Aerial view of Inter-Action Centre, 1970-81. Retrieved from the Canadian Centre for Architecture online archive (DR1995:0252:632:014:001), Retrieved February 2021, from <https://www.cca.qc.ca/en/search/details/collection/object/388424>
  - 2.28 - View of a fair held at the Centre between the 1st and 2nd phases of construction, 1974-1977. Retrieved from the Canadian Centre for Architecture online archive (DR2004:1211:001), Retrieved February 2021, from <https://www.cca.qc.ca/en/search/details/collection/object/406110>

- 2.29 - Diagram mapping programme and community for Inter-Action Centre, 1977. Retrieved from the Canadian Centre for Architecture online archive (DR1995:0252:621), Retrieved February 2021, from <https://www.cca.qc.ca/en/search/details/collection/object/312177>
- 2.30 - Isamu Noguchi, Playscapes, Piedmont Park, 1976. From *Isamu Noguchi* (p.51), by Hunter, S. , 1979, London: Thames and Hudson.
- 2.31 - Isamu Noguchi, Slide Mantra, Marble, 1986. Retrieved February 2021, from <https://archive.noguchi.org/Detail/artwork/8822>
- 2.32 - Isamu Noguchi, Play sculpture at Moerenuma Park in Sapporo, Hokkaido, Japan. Retrieved February 2021, from <https://www.wpr.org/new-milwaukee-art-museum-exhibit-encourages-visitors-take-time-play>
- 2.32 - Isamu Noguchi, Play Mountain idea for playground, 1933. From *Isamu Noguchi* (p.49), by Hunter, S. , 1979, London: Thames and Hudson.
- 2.33 - Inside the Bioscleave House, 2008. From *Could Architecture Help You Live Forever?*, by The New York Times Style Magazine, 2019. Retrieved May 2021, from <https://www.nytimes.com/2019/08/20/t-magazine/reversible-destiny-arakawa-madeline-gins.html>
- 2.34- A round-bottomed study in one of the Reversible Destiny Lofts, 2005. From *Could Architecture Help You Live Forever?*, by The New York Times Style Magazine, 2019. Retrieved May 2021, from <https://www.nytimes.com/2019/08/20/t-magazine/reversible-destiny-arakawa-madeline-gins.html>
- 2.35 - Ubiquitous Site, Nagi's Ryoanji, 1994. From *Could Architecture Help You Live Forever?*, by The New York Times Style Magazine, 2019. Retrieved May 2021, from <https://www.nytimes.com/2019/08/20/t-magazine/reversible-destiny-arakawa-madeline-gins.html>
- 2.36 - (top) photos of Aldo Van Eyck's Amsterdam Playgrounds, (bottom) photos of his orphanage project. From *Orphanage Amsterdam: building and playgrounds* (pp.32, 33, 74, 113, 57, 65, 53, 58), by Grafe, C., Herfst, W., Fischer, S., Álvarez Santana, J., Otto, L., Martens, J., & Eyck, A. van., 2018, Amsterdam: Architectura & Natura.

#### Development from research into design

- 3.1 Trend in prevalence of health problems in Nijmegen. From *Volksgezondheid Toekomst Verkenning*, by RIVM, 2018, Retrieved 4 January 2021, from <https://www.regiobeeld.nl/gezondheid-leefstijl?gemeente=Nijmegen>
- 3.2 - Trends in work related mental fatigue. From *More work-related mental fatigue*, by Central Bureau of Statistics, 2018, Retrieved January 2021, from <https://www.cbs.nl/en-gb/news/2018/46/more-work-related-mental-fatigue>
- 3.3 - The swimming area at the Peckham Experiment, 1926 – 1950. From *The Peckham experiment: A study in the living structure of society*, by Pearse, Innes H., & Crocker, L. H., 1947, New Haven: Yale University Press.
- 3.4 - OMA's Hospital of the Future project. Retrieved February 2021, from <https://oma.eu/lectures/hospital-of-the-future>
- 3.5 - A model for McGinlay Bell's New Typologies project. Retrieved February 2021, from <https://mcginlaybell.com/work/new-typologies/>
- 3.5 - Cover of Nijmegen's prevention agreement. From *Lokaal preventieakkoord*, by GGD Gelderland-Zuid, Radboudumc, & Gemeente Nijmegen, 2019, Retrieved from <https://wijzingroengezondeninbewegingnijmegen.nl/meedoen/bedrijven-organisaties/>
- 3.6 - Exercise circuits created by Nijmegen's municipality. Retrieved February 2021, from <https://www.nijmegen.nl/diensten/sport/beweegroutes/>
- 3.7 - Archival drawings retrieved from Digitaal Gebouwen Dossier. Retrieved September 202, from <https://app4.nijmegen.nl/DGD2/Bouwarchief/Index/0268200000028665>
- 3.9 - Archive photo retrieved from Nijmegen archive, 1967 (F84756). Retrieved September 2020, from [https://studiezaal.nijmegen.nl/detail.php?nav\\_id=1-1&id=2186049633](https://studiezaal.nijmegen.nl/detail.php?nav_id=1-1&id=2186049633)

- 3.9 - Archive photo retrieved from Nijmegen archive, 1988 (F18277). Retrieved September 2020, from [https://studiezaal.nijmegen.nl/detail.php?nav\\_id=0-1&id=175465](https://studiezaal.nijmegen.nl/detail.php?nav_id=0-1&id=175465)
- 3.10 - Photo of Tweede Walstraat 80. Photo captured by fellow student Ziou Gao.
- 3.11 - Photo of Vlaamsegas 12. Photo captured by fellow student Robert Bichi.
- 3.12- Photo of doorway threshold from Aldo van Eyck's orphanage project. From *Orphanage Amsterdam: building and playgrounds* (p.53), by Grafe, C., Herfst, W., Fischer, S., Álvarez Santana, J., Otto, L., Martens, J., & Eyck, A. van., 2018, Amsterdam: Architectura & Natura.
- 3.13- Photo of doorway threshold from Aldo van Eyck's orphanage project. From *Orphanage Amsterdam: building and playgrounds* (p.58), by Grafe, C., Herfst, W., Fischer, S., Álvarez Santana, J., Otto, L., Martens, J., & Eyck, A. van., 2018, Amsterdam: Architectura & Natura.
- 3.14- Photos from Aldo van Eyck's orphanage project. From *Orphanage Amsterdam: building and playgrounds* (pp. 65+113), by Grafe, C., Herfst, W., Fischer, S., Álvarez Santana, J., Otto, L., Martens, J., & Eyck, A. van., 2018, Amsterdam: Architectura & Natura.
- 3.15 – See image reference 2.2
- 3.16 – See image reference 2.9 - Playing in the fountain on Ziekerstraat. Photo captured by fellow student Alma Bouwens
- 3.17 - Photos from Aldo van Eyck's orphanage project. From *Orphanage Amsterdam: building and playgrounds* (pp. 56+57), by Grafe, C., Herfst, W., Fischer, S., Álvarez Santana, J., Otto, L., Martens, J., & Eyck, A. van., 2018, Amsterdam: Architectura & Natura.
- 3.18 - Photo of one of Aldo van Eyck's Amsterdam playgrounds. From *Orphanage Amsterdam: building and playgrounds* (p. 32), by Grafe, C., Herfst, W., Fischer, S., Álvarez Santana, J., Otto, L., Martens, J., & Eyck, A. van., 2018, Amsterdam: Architectura & Natura.
- 3.19 - See image reference 2.32
- 3.20 – See image reference 2.14
- 3.21 – See image reference 2.32
- 3.22 – See image reference 2.33
- 3.23 - Belleville Playground designed by BASE. From *Belleville Playground / BASE*, by ArchDaily, 2010.
- 3.24 - Amsterdam playgrounds designed by Aldo van Eyck. From *Orphanage Amsterdam: building and playgrounds* (p. 32), by Grafe, C., Herfst, W., Fischer, S., Álvarez Santana, J., Otto, L., Martens, J., & Eyck, A. van., 2018, Amsterdam: Architectura & Natura.
- 3.25 – See image reference 2.4
- 3.26 – See image reference 2.26
- 3.27 – See image reference 2.21

# Bibliography

- Alexander, Christopher. (1977). *A pattern language: Towns, buildings, construction* (p. 1172 p. :). New York : Oxford University Press,.
- American Collage of Lifestyle Medicine. (2019). What is Lifestyle Medicine. Retrieved 27 June 2021, from <https://lifestylemedicine.org/What-is-Lifestyle-Medicine>
- Anderson, S. (1978). People in the Physical Environment: The Urban Ecology of Streets. In *On streets* (pp. 1–11). Cambridge, Mass: MIT Press.
- Baptiste, N. (1995). Adults need to play, too. *Early Childhood Education Journal*, 23(1), 33–35. <https://doi.org/10.1007/BF02353377>
- Bauer, M. A., Wilkie, J. E. B., Kim, J. K., & Bodenhausen, G. V. (2012). Cuing Consumerism: Situational Materialism Undermines Personal and Social Well-Being. *Psychological Science*, 23(5), 517–523. <https://doi.org/10.1177/0956797611429579>
- Central Bureau of Statistics. (2018). More work-related mental fatigue. Retrieved 4 January 2021, from Statistics Netherlands website: <https://www.cbs.nl/en-gb/news/2018/46/more-work-related-mental-fatigue>
- Dargan, A., & Zeitlin, S. J. (1990). *City play*. New Brunswick: Rutgers University Press.
- Doezema, M. (2019, August 20). Could Architecture Help You Live Forever? *The New York Times*. Retrieved from <https://www.nytimes.com/2019/08/20/t-magazine/reversible-destiny-arakawa-madeline-gins.html>
- Eckersley, R. (2006). Is modern Western culture a health hazard? *International Journal of Epidemiology*, 35(2), 252–258. <https://doi.org/10.1093/ije/dyi235>
- Franck, K., & Stevens, Q. (2006). *Loose Space: Possibility and Diversity in Urban Life*. Routledge.
- Gehl, J. (2011). *Life between buildings: Using public space*. Washington, DC: Island Press.
- Gehl, J., & Svarre, B. (2013). *How to Study Public Life*. Island Press.
- GGD Gelderland-Zuid, Radboudumc, & Gemeente Nijmegen. (2019, January 6). *Lokaal preventieakkoord*. Retrieved from <https://wijzjngroengezondeninbewegingnijmegen.nl/meedoen/bedrijven-organisaties/>
- Grafe, C., Herfst, W., Fischer, S., Álvarez Santana, J., Otto, L., Martens, J., & Eyck, A. van. (2018). *Aldo van Eyck: Orphanage Amsterdam: building and playgrounds*. Amsterdam: Architectura & Natura.
- Habraken, N. J., & Teicher, J. (2000). *The structure of the ordinary: Form and control in the built environment* (1. paperback ed). Cambridge, Mass.: MIT Press.
- Henderson, N. (2017). *Streets: Nigel Henderson's photographs of London's East End 1949-53* (C. Coward, Ed.). London: Tate Publishing.
- Huizinga, J. H. (1949). *Homo ludens*. London: Routledge.
- Hunter, S. (1979). *Isamu Noguchi*. London: Thames and Hudson.
- Jencks, C., & Silver, N. (2013). *Adhocism: The case for improvisation* (Expanded and updated edition). Cambridge, Massachusetts: MIT Press.
- Jonge, D. de. (1967, 68). Applied Hodology. *Landscape*, 17(2), 10–11.
- Koolhaas, R., Boeri, S., Kwinter, S., Ulrich Obrist, H., & Tazi, N. (2000). *Mutations: A cultural event on the contemporary city* (A. Lavalou, Ed.). Barcelona: Actar.
- Kwinter, S. (2002). *Architectures of Time: Toward a Theory of the Event in Modernist Culture*. MIT Press.
- Lambert, L. (2014). *The funambulist pamphlets. Volume 8, Arakawa + Madeline Gins*.
- Leeuwen, L. van, & Westwood, D. (2008). Adult play, psychology and design. *Digital Creativity*, 19(3), 153–161. <https://doi.org/10.1080/14626260802312665>
- Lefavre, L., & Döll (Eds.). (2007). *City play: Ground-up city ; play as a design tool*. Rotterdam: 010 Publ.
- Lévi-strauss, C. (1966). *The Savage Mind*. University of Chicago Press.
- Lombarts, A. (2013). *Preventieve wellness, ook in Nederland een onderzoek naar trends, kansen en uitdagingen op het gebied van preventieve wellness*. S.l.: Hogeschool InHolland.
- Lucas, C. (2020). Taking play seriously. *The Lancet Child & Adolescent Health*, 4(1), 19. [https://doi.org/10.1016/S2352-4642\(19\)30390-6](https://doi.org/10.1016/S2352-4642(19)30390-6)
- Magnuson, C. D., & Barnett, L. A. (2013). The Playful Advantage: How Playfulness Enhances Coping with Stress. *Leisure Sciences*, 35(2), 129–144. <https://doi.org/10.1080/01490400.2013.761905>
- Ministerie van Volksgezondheid, W. en S. (2018, April 19). Maatregelen in het Nationaal Preventieakkoord—Gezondheid en preventie. Retrieved 19 May 2021, from <https://www.rijksoverheid.nl/onderwerpen/gezondheid-en-preventie/nationaal-preventieakkoord>
- Nieuwenhuys, C., & Schrofer. (1966). New Babylon—A proposition. *The New Babylon Informative No 4*.
- Noguchi, I., & Fuller, R. B. (2015). *Isamu Noguchi: A Sculptor's World* (2nd edition). Göttingen: Steidl.
- Pearse, I. Hope. (1947). *The Peckham experiment: A study in the living structure of society* (p. 333 p. :). New Haven,.
- Perez de Arce, R. (2016, October). *Imprints of Leisure, the Architecture of Play*. Presented at the The Rules of the Game, MIT Department of Architecture. Retrieved from <https://www.youtube.com/watch?v=tut1tld48HY>
- Pérez de Arce, R. (2018). *City of play: An architectural and urban history of recreation and leisure*. New York: Bloomsbury Visual Arts, An imprint of Bloomsbury Publishing Plc.
- Price, C. (2016). *Cedric Price Works 1952-2003: A Forward-Minded Retrospective* (Vol. 2; S. Hardingham, Ed.). London: AA Publications.
- Proyer, R. T. (2017). A multidisciplinary perspective on adult play and playfulness. *International Journal of Play*, 6(3), 241–243. <https://doi.org/10.1080/21594937.2017.1384307>
- Proyer, R. T., & Jehle, N. (2013). The basic components of adult playfulness and their relation with personality: The hierarchical factor structure of seventeen instruments. *Personality and Individual Differences*, 55(7), 811–816. <https://doi.org/10.1016/j.paid.2013.07.010>
- Smith, M. (2021, May). Play the system. *Architectural Review*, (1481), 6–12.
- Stevens, Q. (2006). Betwixt and Between: Building thresholds, liminality and public space. In *Loose Space: Possibility and Diversity in Urban Life* (pp. 73–92). Routledge.
- Stevens, Q. (2007). *The Ludic City: Exploring the Potential of Public Spaces*. London ; New York: Routledge.
- Stichting Constant. (2014, December 28). Ludic stairs. Retrieved 19 May 2021, from <https://stichtingconstant.nl/documentation/ludic-stairs>
- Sweeting, H., Hunt, K., & Bhaskar, A. (2012). Consumerism and well-being in early adolescence. *Journal of Youth Studies*, 15(6), 802–820. <https://doi.org/10.1080/13676261.2012.685706>
- TNO. (2020). Healthy living: ‘Promoting healthy working and living’. Retrieved 4 January 2021, from TNO website: <https://www.tno.nl/en/focus-areas/healthy-living/>
- Van Vleet, M., Helgeson, V. S., & Berg, C. A. (2019). The importance of having fun: Daily play among adults with type 1 diabetes. *Journal of Social and Personal Relationships*, 36(11–12), 3695–3710. <https://doi.org/10.1177/0265407519832115>
- Versluys, B. (2017). Adults with an anxiety disorder or with an obsessive-compulsive disorder are less playful: A matched control comparison. *The Arts in Psychotherapy*, 56, 117–128. <https://doi.org/10.1016/j.aip.2017.06.003>
- Whitebread, D. (2017). Free play and children’s mental health. *The Lancet Child & Adolescent Health*, 1(3), 167–169. [https://doi.org/10.1016/S2352-4642\(17\)30092-5](https://doi.org/10.1016/S2352-4642(17)30092-5)
- Whyte, W. H. (2012). *City: Rediscovering the Center*. University of Pennsylvania Press.
- Wigley, M., & Constant. (1998). *Constant's New Babylon: The hyper-architecture of desire*. Rotterdam: Witte de With, Center for Contemporary Art : 010 Publishers.
- Yamaoka, N. (2010). *Children who won't die, Arakawa*. RTAPIKCAR, Inc. Retrieved from <https://www.amazon.co.uk/Children-who-wont-die-Arakawa/dp/B0837JY2KQ>