

Thermodynamic evaluation for reduction of iron oxide ore particles in a high temperature drop tube furnace

Chen, Zhiyuan; Qu, Yingxia; Zeilstra, Christiaan; van der Stel, Jan; Sietsma, Jilt; Yang, Yongxiang

DOI

[10.1080/03019233.2018.1498762](https://doi.org/10.1080/03019233.2018.1498762)

Publication date

2018

Document Version

Final published version

Published in

Ironmaking and Steelmaking

Citation (APA)

Chen, Z., Qu, Y., Zeilstra, C., van der Stel, J., Sietsma, J., & Yang, Y. (2018). Thermodynamic evaluation for reduction of iron oxide ore particles in a high temperature drop tube furnace. *Ironmaking and Steelmaking*, 47 (2020)(2), 173-177. <https://doi.org/10.1080/03019233.2018.1498762>

Important note

To cite this publication, please use the final published version (if applicable). Please check the document version above.

Copyright

Other than for strictly personal use, it is not permitted to download, forward or distribute the text or part of it, without the consent of the author(s) and/or copyright holder(s), unless the work is under an open content license such as Creative Commons.

Takedown policy

Please contact us and provide details if you believe this document breaches copyrights. We will remove access to the work immediately and investigate your claim.



Thermodynamic evaluation for reduction of iron oxide ore particles in a high temperature drop tube furnace

Zhiyuan Chen, Yingxia Qu, Christiaan Zeilstra, Jan van der Stel, Jilt Sietsma & Yongxiang Yang

To cite this article: Zhiyuan Chen, Yingxia Qu, Christiaan Zeilstra, Jan van der Stel, Jilt Sietsma & Yongxiang Yang (2018): Thermodynamic evaluation for reduction of iron oxide ore particles in a high temperature drop tube furnace, Ironmaking & Steelmaking, DOI: [10.1080/03019233.2018.1498762](https://doi.org/10.1080/03019233.2018.1498762)

To link to this article: <https://doi.org/10.1080/03019233.2018.1498762>



© 2018 The Author(s). Published by Informa UK Limited, trading as Taylor & Francis Group



Published online: 27 Jul 2018.



Submit your article to this journal [↗](#)



Article views: 59



View Crossmark data [↗](#)

Thermodynamic evaluation for reduction of iron oxide ore particles in a high temperature drop tube furnace

Zhiyuan Chen^a, Yingxia Qu^b, Christiaan Zeilstra^c, Jan van der Stel^c, Jilt Sietsma^a and Yongxiang Yang^a

^aDepartment of Materials Science and Engineering, Delft University of Technology, Delft, Netherlands; ^bSchool of Materials and Metallurgy, Northeastern University, Shenyang, People's Republic of China; ^cTata Steel, IJmuiden, Netherlands

ABSTRACT

Melting and reduction of fine iron ore particles in the gas environment of a Hlsarna smelting cyclone is a critically important topic, but very limited information is currently available except for some experimental data from high temperature drop tube furnace (HTDF). This work discusses the equilibrium state of reacting iron ore in the HTDF environment by thermodynamic calculations to strengthen the understanding of the Hlsarna process. The limit of reduction termination of the ore particles was estimated in the calculation for the thermal decomposition and topochemical gas reduction. The theoretical calculation results are compared with the experimental data from the previous studies. Furthermore, variation of slag composition and iron valence states were estimated theoretically to understand the effects of post combustion ratio value and hydrogen/carbon ratio on the equilibrium state of the ore particles in the reducing gas.

ARTICLE HISTORY

Received 3 May 2018
Revised 2 July 2018
Accepted 5 July 2018

KEYWORDS

Hlsarna process; haematite ore; gas–solid particle reduction; thermodynamics

Introduction

Hlsarna is an emerging alternative ironmaking process aiming for up to 80% CO₂ reduction by 2050 in combination with CO₂ capture and storage (CCS) or usage (CCU). Without CCS/CCU, a reduction of up to 20% is feasible due to the removal of a number of pre-processing steps and less requirement on the quality of the raw materials in the Hlsarna process [1,2]. Hlsarna uses a smelting cyclone to melt and pre-reduce fine and unagglomerated iron ore particles. Final reduction takes place in the smelting reduction vessel (SRV) directly beneath the smelt cyclone. Inside the smelting cyclone, the fine iron ore experiences very high temperatures. The ore particles are pre-reduced by around 20% through thermal decomposition and reduction in flight by the SRV off-gas [3]. The reduction kinetics of fine iron ore particles has been studied recently in a specially designed laboratory furnace, the high temperature drop tube furnace (HTDF) [3–7]. Meanwhile, the thermodynamics of pure haematite in the inert and reducing gas was investigated in their research. It shows that the thermal decomposition of haematite is much easier than magnetite because of more negative Gibbs energy change in haematite at the same temperature. Furthermore, it is suggested that the equilibrium state depends on the oxygen partial pressure [6]. The equilibrium reduction degree of haematite was also predicted by the Fe–O–C equilibrium diagram [8]. Here the reduction degree is defined as the ratio of lost oxygen of the ore to the initial oxygen content in the ore. The diagram suggests an increase of the reduction degree with the decreasing post combustion ratio (PCR) value of reducing gas. Qu et al. [4] also indicated the equilibrium state could only be reached in HTDF experiments at high

temperature after reaction for 1 or 2 s. PCR of the gas is defined as follows:

$$\text{PCR} = \frac{\text{CO}_2 \text{ vol.}\% + \text{H}_2 \text{O vol.}\%}{\text{CO}_2 \text{ vol.}\% + \text{H}_2 \text{O vol.}\% + \text{CO vol.}\% + \text{H}_2 \text{ vol.}\%} \times 100\% \quad (1)$$

In literature, however, it is seen that researchers rarely consider the effect of slag composition on the reduction of ore particles in suspension. Hereby, thermodynamic calculations based on the composition of the ore particles were employed to study the equilibrium states of iron ore at different temperatures. The temperature ranges from 1500 K to 1900 K, corresponding to the temperature levels of the cyclone. At high temperature, the reaction of ore particles consists of the thermal decomposition and topochemical reduction by the reducing gas. Therefore, the equilibrium state of iron ore is predicted under both inert and reducing atmospheres.

Thermodynamic calculation

FactSage 7.0 software is employed to estimate the equilibrium state of the reaction system, which consists of haematite ore and gas. In this study, the simulated haematite ore is set with Fe₂O₃ content of 96.163 wt-% (Table 1) based on the reference [4]. It is an acid iron ore due to the higher content of silicate gangues comparing to the calcia. To study the melting and reduction behaviour of haematite ore, the composition of gas was designed according to the experimental condition of Qu et al. [4]. Reducing gases with six different compositions were introduced into the current study. As Table 2 shows, one can always find two gases with the same PCR value while having different hydrogen concentrations. In the calculation, we assume that the system

Table 1. Composition of haematite ore particles.

Composition	Fe ₂ O ₃	Al ₂ O ₃	SiO ₂	MgO	MnO	CaO
mass%	96.16	0.85	2.80	0.03	0.15	0.02

Table 2. Gas composition.

Gas	PCR (%)	H ₂	CO	CO ₂	N ₂
PCR1	38.9	10	45	35	10
PCR2	57.8	8	30	52	10
PCR3	80.4	8	10	74	8
PCR1'	38.9	0	61.1	38.9	0
PCR2'	57.8	0	42.2	57.8	0
PCR3'	80.4	0	29.6	80.4	0

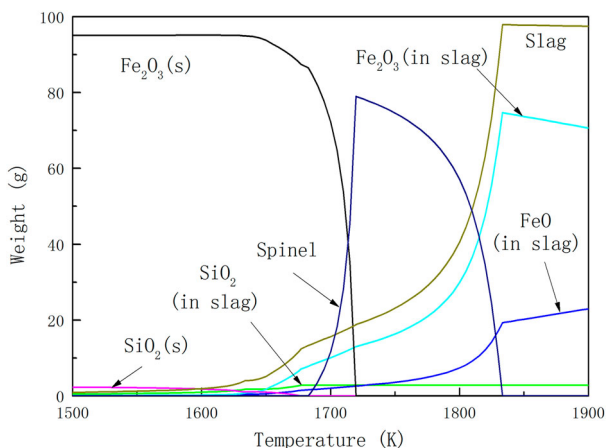
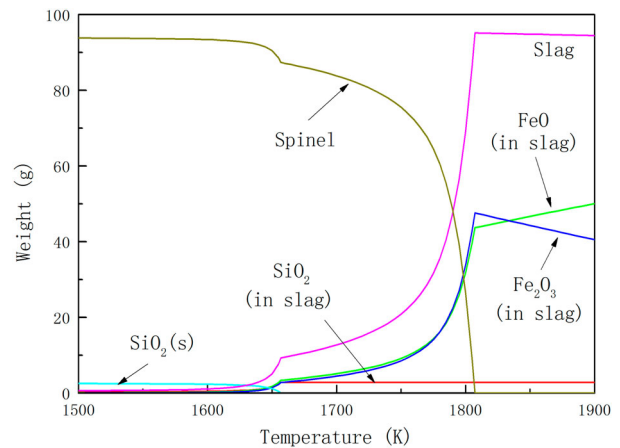
contains 100 grams of haematite ore and inert or reducing gas with 100 times the weight of the ore as the initial condition. The reason of containing such high content of gas is that the feeding gas amount in HTDF is several litres per minute, meanwhile, the feeding ore particles amount in HTDF is of the order of mg min⁻¹. To simulate the reaction in HTDF, a low weight concentration of haematite ore in the system is necessary.

Calculation results and discussion

As previously mentioned, the high temperature reaction of haematite ore contains thermal decomposition and topochemical gas reduction. The former reaction can proceed in inert gas, such as argon and nitrogen. After thermal decomposition, haematite forms sub-oxides and releases oxygen. Topochemical gas reduction is the interaction of gas and haematite ore, to reduce haematite and oxidise hydrogen or carbon monoxide in the gas. Usually, thermal decomposition is faster than topochemical gas reduction rate [4,6].

Thermal decomposition

First, to illustrate the importance of involving inert gas in the thermodynamic system, the equilibrium state of the haematite ore without inert gas is estimated within the temperature range of 1500–1900 K. Here, the initial state of the system was assumed to contain only solid ore, and the system in equilibrium state was under standard pressure. Figure 1 shows how the phase composition of the ore varies with increasing temperature. Haematite starts to decompose to oxygen and sub-oxides at 1630 K. At the same time, slag starts to form.

**Figure 1.** Principal components of the haematite ore in equilibrium state at different temperatures without inert gas in the system.**Figure 2.** Principal components of the haematite ore in equilibrium state at different temperatures in the argon-containing system.

The primary slag principally contains silica. The decomposition ratio is elevated rapidly around 1700 K. The formation of both magnetite-containing spinel and FeO containing slag is promoted at the same time. Magnetite is the most stable solid in the inert gas above 1630 K. However, it starts to transfer to molten slag above 1720 K. The slag mainly contains Fe²⁺ and Fe³⁺. A fully molten particle forms above 1833 K. The ratio of Fe³⁺ to Fe²⁺ in the slag increases with the increasing temperature, when the equilibrium state of ore transforms to fully molten slag. A slightly weight loss of slag at high temperature which is hard to be monitored is due to the release of oxygen to the surroundings. The calculation result suggests that there are also vaporisation of FeO (g) and other volatiles at high temperatures. But oxygen is still the principal component of the gas phase.

When pure argon with 100 times the weight of the ore is introduced into the system, it turns out a very different calculation result (Figure 2). The reduction degree of haematite ore in this system is deeper than the one without inert gas. In an inert atmosphere, haematite is no longer a stable phase during 1500–1900 K as mentioned above, and the melting of magnetite starts at least from 1630 K. Furthermore, the content of FeO in slag in the argon-containing system is much more compared with the system without inert gas. The reason of this phenomena is that the released oxygen from ore is diluted in argon gas. Lower oxygen pressure results in deeper reduction. It implies high gas/ore ratio could improve the thermal decomposition.

The difference between the weight of reduced ore and raw material (100 g) is the amount of released gas. The amount of released oxygen and its partial pressure in the argon-containing system are plotted in Figure 3. The ratio of the amount of released oxygen is corresponding to the reduction degree of iron ore. The partial pressure of oxygen increases with the increasing temperature. There are two turning points of the partial pressure curve of oxygen, which correspond to the melting of SiO₂ in form of tridymite and complete melting of the ore, respectively.

The amount of released oxygen has a linear relationship with the reduction degree of the haematite ore during thermal decomposition. The result in the argon-containing system indicates that the reduction degree of the ore increases with increasing equilibrium temperature. However, the effect of temperature on the reduction degree of haematite ore is not obvious until 1750 K. Even above 1750 K,

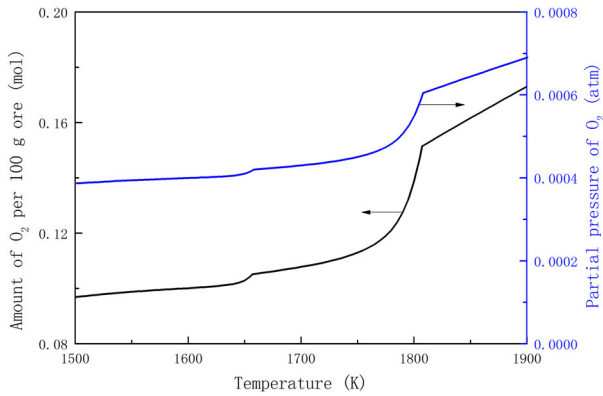


Figure 3. Reduction degree and the amount and partial pressure of released oxygen from thermal decomposition of the haematite ore in the argon-containing system.

elevating reaction temperature by 250 K can only raise the reduction degree of the haematite ore from 12.4% to 19.1% in thermal decomposition in the view of thermodynamics.

Topochemical gas reduction

As already noted, the product of thermal decomposition could not be metallic iron. The products that could result from the topochemical gas reduction depend on the composition of the gas, such as the PCR value. With lowest PCR value, the ore particles in PCR1 and PCR1' gas could reach the highest reduction degree in equilibrium. The equilibrium state of haematite ore in PCR1 gas is shown in Figure 4 as illustration.

Figure 4 shows a significantly different equilibrium state of iron ore comparing to Figure 2. The most obvious difference is that the spinel phase is not a stable phase in the equilibrium state in PCR1 gas from 1500 to 1900 K. Abundant solid FeO and slag are generated above 1500 K. With the increase of equilibrium temperature, the amount of slag increases exponentially comparing with the mass reduction of solid phases. The molten gangues form a low proportion of the slag. And the ratio of Fe^{2+} to Fe^{3+} changes little above 1623 K. Because of a highly reducing atmosphere, Fe^{2+} maintains a high concentration in slag. It is well known that FeO rich slag could result in refractory erosion [9], which is a challenge of reactor maintenance. On the positive aspect, high FeO concentration can reduce the viscosity of the slag, and thereby

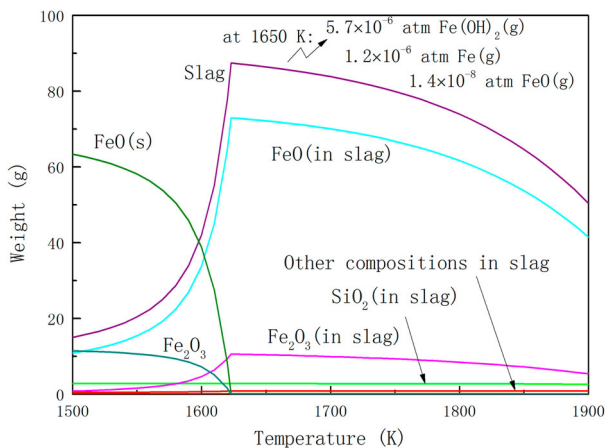


Figure 4. Equilibrium state of the haematite ore in PCR1 gas atmosphere at different temperatures.

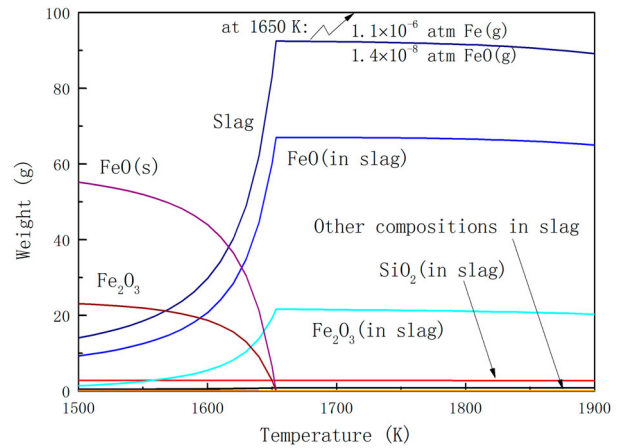


Figure 5. Equilibrium state of the haematite ore in PCR3' gas atmosphere at different temperatures.

accelerate ions diffusion in the slag. A high reduction rate could be obtained due to the high FeO content as a result.

Comparing to low temperature, a serious weight loss of the reduced ore at high temperature could be noticed. The principal volatiles at 1650 K are marked in Figure 4, which are mostly composed by $\text{Fe}(\text{OH})_3$. This is due to the high concentration of hydrogen (10 vol.-%) in PCR1 gas. Hydrogen or the produced water vapour could react with oxides, forming hydroxides. Usually, the partial pressure of hydroxides is much higher than the corresponding oxides. Comparably, high vapour pressure of hydroxides has been widely reported in the oxidation of boron nitride [10] and stainless steel [11] in hydrogen bearing atmosphere. It also suggests that high gas blowing rate in HTDF could result in a relatively serious weight loss of the ore.

In order to study the effect of PCR value and hydrogen content on the equilibrium state of haematite ore, the thermodynamic calculation results or the equilibrium state of the haematite ore in PCR3' gas is shown in Figure 5. PCR3' gas contains no hydrogen and has a higher PCR value. There are two significant differences between Figures 4 and 5: the liquidus temperature at equilibrium and the weight loss of slag at high temperature. The liquidus temperature of the ore in equilibrium is defined as the highest temperature where any solid phase is present in equilibrium. The weight loss of slag at high temperature is less serious in PCR3', the hydrogen-free gas, than in PCR1 gas. The partial pressure of

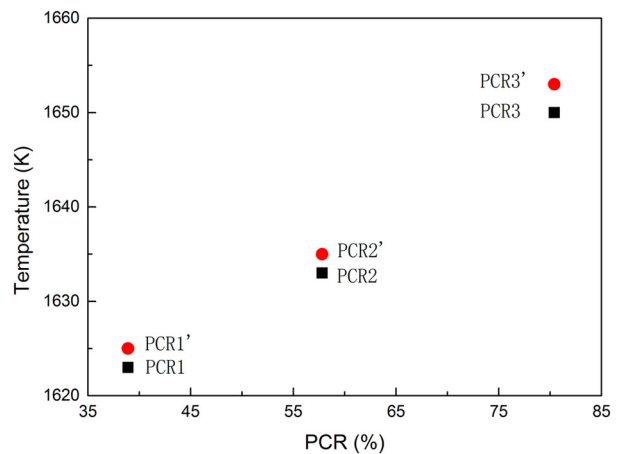


Figure 6. Liquidus temperature of solid phase of the reduced haematite ore in equilibrium state.

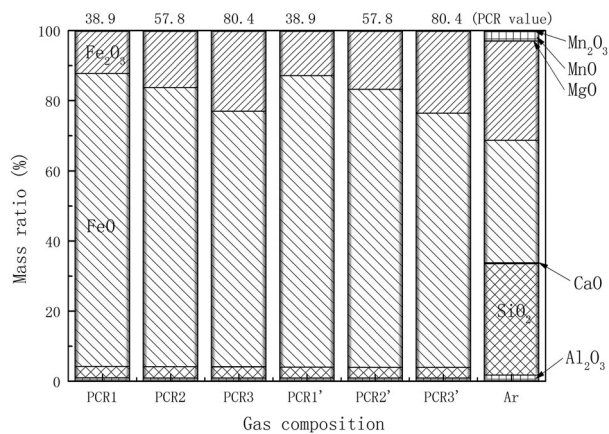


Figure 7. Slag compositions of reduced iron oxide ore in equilibrium state at 1650 K.

Fe(g) and FeO(g) remains almost the same in PCR1 and PCR3' gases, while the total vapour pressure in PCR1 gas is larger than in PCR3' gas. This is because the vapour pressure of Fe(OH)₂ is 5 times that of Fe(g) and FeO(g). However, the vaporisation in practical system would not be so serious because of the high load of ore in the cyclone. The differences of slag weight loss in these two different situations may not be very obvious.

The relationship of the liquidus temperature and the gas composition is drawn in Figure 6. The figure illustrates that the liquidus temperature decreases with the decreasing PCR value of gas. Meanwhile, the liquidus temperature of ore in the hydrogen-free gas is a little higher than hydrogen-containing gas with the same PCR value. It implies that the phase state of ore particles can be adjusted by gas composition without changing PCR value and temperature.

To examine the reason for the variation of liquidus temperature in different atmospheres, the slag compositions of the haematite ore in equilibrium are compared in Figure 7. A comparison of the slag composition is focused at 1650 K, a typical temperature in HTDF experiments. The ratio of Fe²⁺:Fe³⁺ decreases with increasing PCR value in reducing gas. It indicates a decreasing reduction degree of the haematite ore. But the principal composition of slag is also FeO in equilibrium in reducing gas. The melting point of FeO, 1644 K, is lower than the set temperature. FeO also has the lowest melting point in the ore components. It is expected that the liquidus temperature is principally decreased by an increase

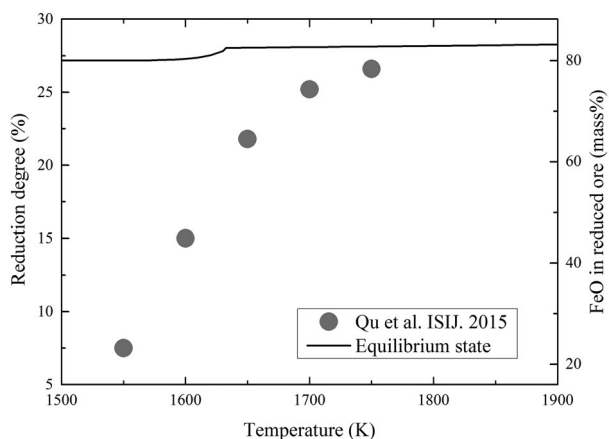


Figure 8. Comparison of equilibrium state of the haematite ore and the reported experimental results at 2020 ms in HTDF in PCR2' gas.

of FeO content in the slag [12]. As a conclusion, we know that iron ore in reducing gas will be reduced to a molten drop in HTDF if the residence time allows, and the lowest valence state of iron would be 2+.

The content of other minerals in the slag at 1650 K are almost the same in different reducing gases. But a very little variation of SiO₂ concentration could be noticed from the calculation results. It shows a slight decrease of SiO₂ content with the increase of PCR value. The existence of hydrogen can also reduce the SiO₂ content slightly. And one could see the difference of the slag composition in reducing gas and inert gas. It is known that the thermal decomposition is faster than the topochemical gas reduction in practice [6]. Therefore, the slag composition in inert gas could be very similar to the primary slag generated in reducing atmosphere in HTDF.

The theoretical content of FeO in the reduced ore and the reduction degree of the ore in PCR2' gas are plotted in Figure 8 as functions of equilibrium temperature of the ore. It should be noted that the content of FeO is related to the reduction degree because it is the final product in the reduction. And the improvement of reduction degree of the ore is not obvious even though the equilibrium temperature has been elevated by 400 K. The HTDF experimental results of Qu et al. [5] are extracted into Figure 8 for comparison with the equilibrium states. Different from the calculation results, the experimental results show an obviously increasing reduction degree of ore with the elevation of the reaction temperature. And the experimental result is closer to the calculation one at higher temperature. It indicates two issues. First, the reaction rate of ore reduction could be improved significantly by elevating reaction temperature in the view of thermodynamics. It means the effect of temperature on kinetics is much more important than it is on thermodynamics. Second, the reaction time of 2020 ms is not enough for the haematite ore to reach the equilibrium state in the reduction process. This conclusion is consistent with the viewpoint of Qu et al. [4].

Conclusions

The haematite ore starts thermal decomposition from 1630 K to magnetite and FeO containing slag. The ore melts completely above 1720 K in inert gas. The reduction degree of the ore changes slightly after melting.

At high temperatures (>1660 K) in the reducing gas (PCR = 38.9–80.4), the equilibrium state of reduced ore consists of FeO-based slag. FeO content in slag is higher in the gas with lower PCR value. It leads to a lower liquidus temperature of the reduced ore.

The reduction degree of the ore does not increase obviously with the increase of temperature according to thermodynamics. Comparing the calculation results with the reported experimental results, one can conclude that the residence time of ore particles should be longer than 2020 ms in the HTDF to reach equilibrium state.

Acknowledgements

We would like to express our thanks to Koen Meijer from Tata Steel Europe (Ijmuiden) for fruitful discussions for this study.

Disclosure statement

No potential conflict of interest was reported by the authors.

Funding

This research was carried out at Delft University of Technology and was financially supported by the Materials innovation institute M2i (www.m2i.nl) under the project T41.5.13489.

ORCID

Zhiyuan Chen  <http://orcid.org/0000-0002-7993-7386>

References

- [1] Sustainable in every sense: Tata Steel; 2018. Available from: <https://www.tatasteeleurope.com/en/sustainability/hisarna>
- [2] Abdul Quader M, Ahmed S, Dawal SZ, et al. Present needs, recent progress and future trends of energy-efficient ultra-Low carbon dioxide (CO₂) steelmaking (ULCOS) program. *Renew Sust Energy Rev.* 2016;55:537–549.
- [3] Qu Y, Yang Y, Zou Z, et al. Kinetic study on gas molten particle reduction of iron ore fines at high temperature. *Ironmak Steelmak.* 2015;42(10):763–773.
- [4] Qu Y. Experimental study of the melting and reduction behaviour of ore used in the Hlsarna process [PhD thesis]. Delft University of Technology; 2013.
- [5] Qu Y, Yang Y, Zou Z, et al. Reduction kinetics of fine hematite Ore particles with a high temperature drop tube furnace. *ISIJ Int.* 2015;55(5):952–960. DOI:10.2355/isijinternational.55.952.
- [6] Qu Y, Yang Y, Zou Z, et al. Thermal decomposition behaviour of fine iron ore particles. *ISIJ Int.* 2014;54(10):2196–2205.
- [7] Qu Y, Yang Y, Zou Z, et al. Melting and reduction behaviour of individual fine hematite Ore particles. *ISIJ Int.* 2015;55(1):149–157. DOI:10.2355/isijinternational.55.149
- [8] Biswas AK. Principles of blast furnace ironmaking. Brisbane: Cootha Publishing House; 1981.
- [9] Katz S. Slags' effects on cast iron production. *AFS Trans.* 2004;112:945–957.
- [10] Yu Z, Hou X, Chen Z, et al. Effect of water-vapor content on reaction rate of hexagonal BN powder at 1273 K. *High Temp Mater Processes (London).* 2013;32(3):275–280.
- [11] Chen Z, Wang L, Li F, et al. Thermodynamic analysis of the corrosion of Fe-16Cr alloy interconnect of solid oxide fuel cell under various atmospheres. *High Temp Mater Processes (London).* 2014;33(5):1–7.
- [12] Mills KC, Su Y, Fox AB, et al. A review of slag splashing. *ISIJ Int.* 2005;45(5):619–633.