

Design-to-Robotic-Production of Underground Habitats on Mars

Bier, H.H.; Vermeer, E.C.F.; Hidding, A.J.; Jani, K.K.

DOI

[10.7480/spool.2021.2.6075](https://doi.org/10.7480/spool.2021.2.6075)

Publication date

2021

Document Version

Final published version

Published in

Spool. Journal of Architecture and the Built Environment

Citation (APA)

Bier, H. H., Vermeer, E. C. F., Hidding, A. J., & Jani, K. K. (2021). Design-to-Robotic-Production of Underground Habitats on Mars. *Spool. Journal of Architecture and the Built Environment*, 8(2 #4), 31-38. <https://doi.org/10.7480/spool.2021.2.6075>

Important note

To cite this publication, please use the final published version (if applicable). Please check the document version above.

Copyright

Other than for strictly personal use, it is not permitted to download, forward or distribute the text or part of it, without the consent of the author(s) and/or copyright holder(s), unless the work is under an open content license such as Creative Commons.

Takedown policy

Please contact us and provide details if you believe this document breaches copyrights. We will remove access to the work immediately and investigate your claim.

Design-to-Robotic- Production of Underground Habitats on Mars

Henriette Bier ^[1,2,3], **Edwin Vermeer** ^[1], **Arwin Hidding** ^[1], **Krishna Jani** ^[1]

[1] *Delft University of Technology*
Delft, the Netherlands

[2] *Politecnico di Milano*
Milan, Italy

[3] *Anhalt University of Applied Sciences*
Dessau-Rosslau, Germany

Abstract

In order for off-Earth top surface structures built from regolith to protect astronauts from radiation, they need to be several meters thick. Technical University Delft (TUD) proposes to excavate into the ground to create subsurface habitats. By excavating, not only can natural protection from radiation be achieved but also thermal insulation, as the temperature is more stable underground. At the same time, valuable resources can be excavated via in-situ resource utilization (ISRU). In this process, a swarm of autonomous mobile robots excavate the ground in a downwards sloping spiral movement. The excavated regolith will be mixed with cement, which can be produced on Mars through ISRU, in order to create concrete. The concrete is then 3D printed/sprayed onto the excavated tunnel to reinforce it. As soon as the tunnels are reinforced, the material between the tunnels can be removed in order to create a larger cavity that can be used for habitation. The proposed approach relies on design-to-robotic-production (D2RP) technology developed at TUD for on-Earth applications. The rhizomatic 3D-printed structure is a structurally optimized, porous shell structure with increased insulation properties. In order to regulate the indoor pressurised environment, an inflatable structure is placed inside the 3D-printed cavity. This inflatable structure is made of materials that can at some point also be produced on Mars via ISRU. Depending on location, the habitat and the production system are powered by a system combining solar and kite-power. The ultimate goal is to develop an autarkic D2RP system for building subsurface autarkic habitats on Mars from locally-obtained materials.

Keywords

Data-driven design, robotic production and operation, habitat, renewable energy, autarkic system

DOI

<https://doi.org/10.7480/spool.2021.2.6075>

Introduction

Building habitats on Mars requires the acknowledgement of three interconnected aspects. First, the design-to-robotic-production (D2RP) method developed at Technical University Delft (TUD) for on-Earth applications has to be adapted to Mars conditions. Second, the geology and available materials, the climate and possible hazards and their impact on the D2RP process have to be considered. Third, the limits in terms of mass and volume for interplanetary space travel have to be acknowledged.

Currently, Mars is within reach for interplanetary habitation based on the current and expected level of technology readiness level likely to be reached in the near future. According to previous research, regolith, crushed rock and dust found on Mars can potentially be used as a construction material (internal. Spiro and Dunand, 1997; Happel, 1993) and regolith constructions can potentially protect astronauts from large amounts of radiation. However, galactic cosmic rays would require a regolith layer several meters thick in order to sufficiently protect the astronauts. Furthermore, thermal stresses that occur from large temperature changes during the day night cycle on Mars are a challenge, as is the absence of an atmosphere, which could further increase stresses on the building envelope when creating a pressurized environment.




FIGURE 1 Underground Martian habitat (left) implemented with D2RP&O methods (bottom right), using rovers (middle right), and relying on renewable energy generation (top right).

Precedent case studies counteract these challenges in various ways. For instance, (i) the Mars Ice House developed by the National Aeronautics and Space Administration (NASA) uses ice as a main construction material, as it is more effective against radiation than regolith-based construction. Measures are taken to keep the ice from sublimating into the air by relying on inflatable plastics.¹ The Foster and Partners (ii) autonomous habitation sintering approach uses regolith as main construction material. Instead of printing it, they fuse the layers together using an autonomous swarm of robots.² And, (iii) Apis Cor's X-House is a 3D-printed habitat that uses Martian concrete reinforced with basalt fibers and expandable polyethylene

1 <https://www.nasa.gov/feature/langley/a-new-home-on-mars-nasa-langley-s-icy-concept-for-living-on-the-red-planet>

2 <https://www.fosterandpartners.com/projects/lunar-habitation/>

foam.³ Furthermore, (iv) AI Space Factory's MARSHA is a 3D-printed habitat using a biopolymer basalt composite material for 3D printing, which is effective against stress and, to some degree, against radiation as the material has a high hydrogen concentration⁴.

All these examples are NASA 3D-printed habitat proposals and all of them are meant for the surface. The TUD team sees an opportunity to investigate possibilities for autonomous robots to drill into and/or excavate off-Earth and to 3D print/spray a subsurface habitat, while also considering the restraints of interplanetary travel. The main idea is to develop a D2RP method that facilitates excavation and 3D printing in order to produce subsurface habitats. Subsurface habitation has the advantage of natural protection from radiation while also being less affected by thermal stresses because the temperature is more stable underground. At the same time, excavation involves mining valuable resources for in-situ resource utilization (ISRU). Design methodologies are, however, restricted by the method of production and the materials available. The use of locally-obtained materials via excavation and the naturally-obtained shelter represent the advantages over other design proposals.

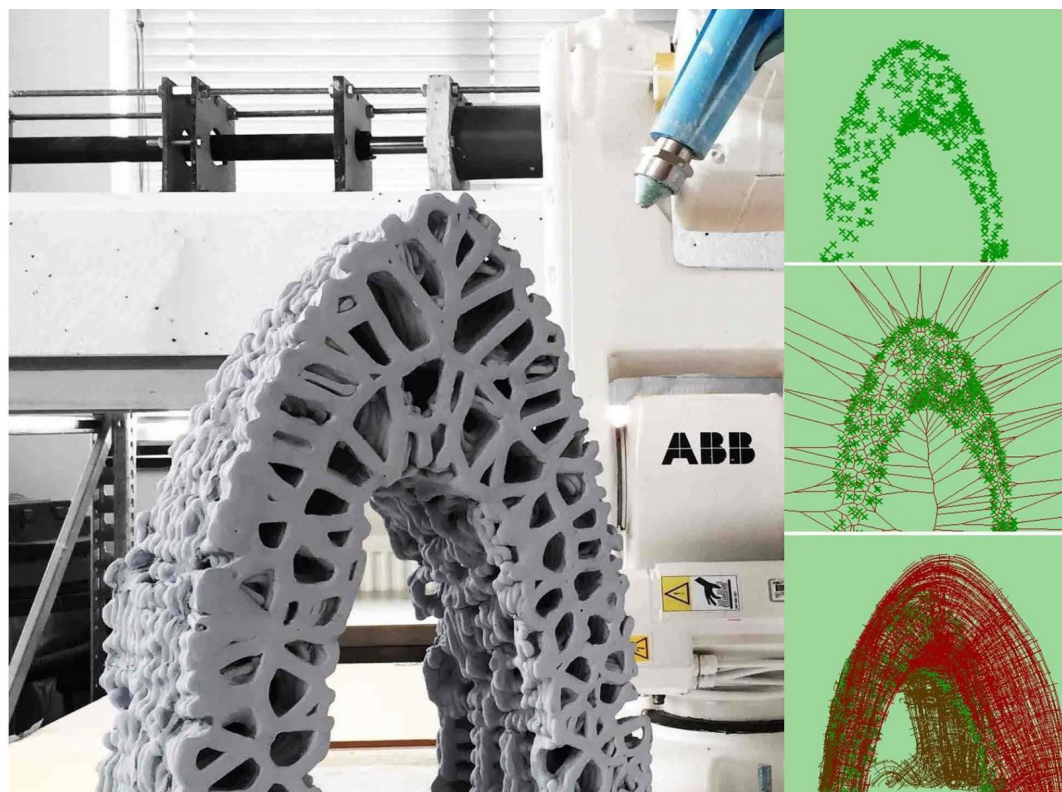


FIGURE 2 Additive D2RP using ceramic clay and relying on structural analysis, and robotic path optimisation.

The idea developed by the TUD team for the Open Space Innovation Campaign's 'Off-Earth Manufacturing and Construction' competition, which was put forward by the European Space Agency (ESA), involves autonomous mobile robots that will excavate the ground in a downwards sloping spiral movement. Initially, the idea was that the excavated regolith would be mixed with liquid sulphur to create concrete, which

3 <http://www.spacearch.com>

4 <https://www.aisspacefactory.com/marsha>

would then be used by the 3D printing/spraying rovers to stabilize the excavated tunnels. Now, the team rather proposes using cement-based concrete because of the extensive experience in using this material for on-Earth habitats as well as the available expertise and technology of the industry partner, Vertico. While cement can be produced on Mars, infrastructure for producing it needs to be in place. This implies that the structure would be built at a later stage of colonisation with the excavated tunnels first being stabilized using shotcrete. This would allow, in a second step, for removal of the material in between the tunnels and the creation of a larger cavity that could be used for habitation.

Description

This idea proposes adapting several technologies developed for on-Earth application to off-Earth conditions. This paper focuses on the architecture-related aspects and in particular on the data-driven design-to-robotic production and operation (D2RP&O) processes.

1. Data-driven D2RP integrates advanced computational design with robotic techniques in order to produce architectural formations by directly linking design to building production (Bier et al. 2018). The overall design of the habitat relies on data-driven simulations of the underground rhizomatic structure (figure 1). In collaboration with experts from Civil Engineering and Geosciences (CEG), TUD, , suitable locations for excavation will be identified by analysing the composition of the terrain. The first case study is for a 60-80 m² habitat that can be extended over time.

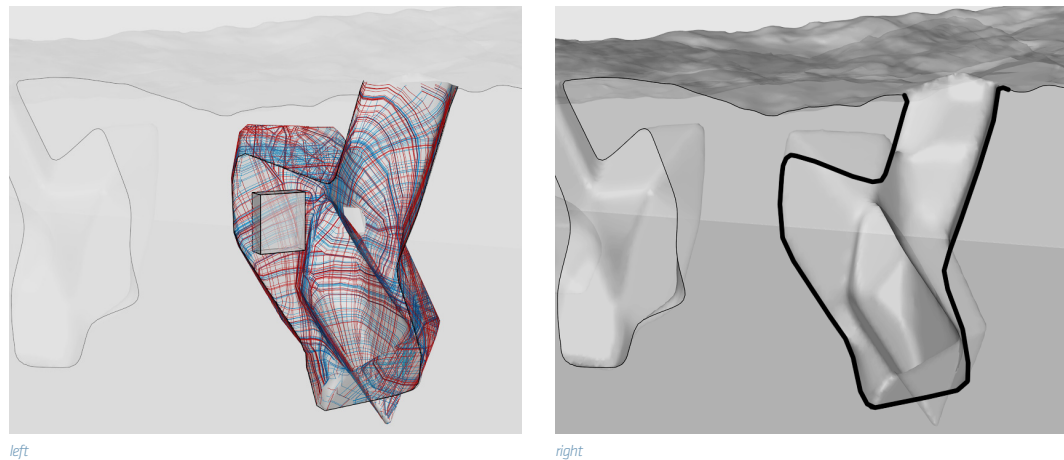


FIGURE 3 Section through underground structure (right) and structural analysis with a fragment chosen for further development (left).

Subtractive and additive D2RP will be employed in the following sequence:

1.1 Subtractive D2RP involving excavation following a regular mining approach developed at CEG is proposed. Excavation is to be implemented with rovers similar to the ones developed at TUD⁵ in a controlled downwards spiral movement (figure 1). D2RP involving milling, drilling, cutting as explored at the Robotic

5

<https://tudelftroboticsinstitute.nl/robots/zebro> or <https://www.delftsepost.nl/nieuws/algemeen/772027/tu-delft-studenten-bouwen-aan-eerste-nederlandse-maanrover>

Building (RB), TUD⁶ will be employed at the later stages of construction when the interior architecture of the habitats is created.

1.2 Additive D2RP as explored in the RB lab with ceramic clay⁷ (figure 2) and thermoplastic elastomers (TPE)⁸ represents the basis for the AM approach with regolith that is proposed in this project. Furthermore, the industrial partner, Vertico, has expertise in robotic 3D printing with concrete. The idea is to connect the printing/spraying system to a swarm of rovers. The assumption is that this will generate a structurally optimized porous structure with increased insulation properties (figure 2) and requiring less material and printing time.

Both additive and subtractive D2RP will be powered by the airborne energy⁹ system combined with solar cells¹⁰ (Vargas et al., 2021). In order for the built structures to be habitable, environmental control, life support, and energy requirements need to be considered.

2. Data-driven D2RO links the design to building operation (*inter al.* Bier et al. 2018). It takes sensor-actuator systems into account that are required for environmental control and life-support. The system supplies air, water and food and relies on filtration systems for human waste disposal and air production requiring an average power for a habitat on Mars of 1600 W for a crew of 6 people (Santovincenzo, 2004). Water needs to be stored, used, and reclaimed (from wastewater), although Mars missions may also utilise water from the atmosphere or ice deposits. Oxygen comes from electrolysis, which uses electricity from solar panels or kite-power to split water into hydrogen gas and oxygen gas. Temperature regulation is achieved using both passive and active systems, which protect from overheating, either by thermal insulation and by heat removal from internal sources (such as the heat emitted by electronic equipment) and protect from cold, by thermal insulation and by heat release from internal sources. Furthermore, shielding against harmful external influences such as radiation and micro-meteorites is necessary. This is achieved by placing the habitat below ground level. In addition, an inflatable structure is proposed to counteract Mars' low atmospheric pressure, which is a threat to human health. The inflatable structure that regulates the indoor pressurised environment is placed within the 3D-printed structure. This inflatable structure requires materials such as neoprene, vectran, kevlar, etc. These materials can also be produced on Mars through ISRU of silicon, which is proven to be available in abundance on Mars.

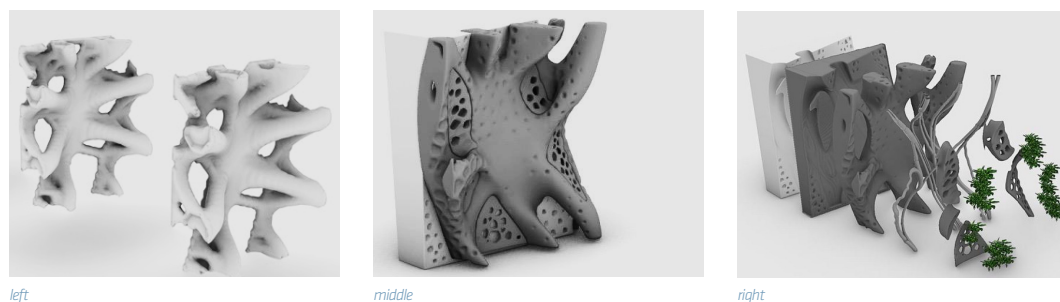


FIGURE 4 Structure based on stress lines analysis (left), structural mesh with acoustic optimization pattern (middle), and exploded axonometric view showing excavated layer, 3D-printed/sprayed layer, sensor-actuators, and plant pods layers (right).

6 <http://100ybp.roboticbuilding.eu/index.php/WorkshopHvA>

7 <http://www.roboticbuilding.eu/project/scalable-porosity/>

8 <http://www.roboticbuilding.eu/project/variable-stiffness/>

9 <http://www.roboticbuilding.eu/project/kite-powered-d2rp/>

10 <https://www.tudelft.nl/en/eemcs/the-faculty/departments/electrical-sustainable-energy/photovoltaic-materials-and-devices/>

Life support systems could include a plant cultivation system, which could also replenish water and oxygen. Such a system could reuse nutrients via waste composting, which is then used to fertilize crops.

Research results of the Micro-Ecological Life Support System Alternative (MELiSSA)¹¹, which is a ESA-led initiative, aiming to understand the behaviour of artificial ecosystems in order to develop technology for a future regenerative life support system, could be integrated into the proposed project. The life-support system is, however, not discussed in this paper in more detail.

Energy generation by means of solar panels and airborne wind energy is considered as described by Vargas, et al. (2021) and is not discussed in this paper. Instead, the plant cultivation system is shortly addressed.

Case study

The proposed idea has been tested in a case study by means of D2RP60, which involved the development of a 1:1 scale prototype as a proof of concept for habitat envelope components that facilitate cultivation of plants. The structure is analysed for structural stresses and the output result is derived in the form of tension and compression lines (figure 3). A 1-meter by 1-meter fragment of the envelope is selected for further development. The fragment is developed considering structural loads and the result is topologically optimized (figure 4). This structural mesh is designed based on the results of the analysis and sensor-actuators that enable and regulate plant growth are integrated within it.

The underground is excavated and is reinforced with concrete. The milled and reinforced surface serves a dual purpose; it supports the cave-like structure and also has acoustical properties generated by surface tectonics (figures 4 and 5). The structural mesh is sprayed and/or 3D printed. The sensors and wires are integrated, while detachable 'plant pods' are overlaid on the structural mesh (figure 5). The detachability is for ease of maintenance. A selection of plants such as lettuce, basil, mint, dill, rosemary, thyme, and soybeans was identified in dialogue with the University of Wageningen (Wamelink et al., 2014).




FIGURE 5 Simulated toolpaths for subtractive D2RP.

11

https://www.esa.int/Enabling_Support/Space_Engineering_Technology/MELiSSA_life_support_project_an_innovation_network_in_support_to_space_exploration

The robotic production was digitally simulated to optimize the robotic path and the first tests were implemented by milling expanded polystyrene (EPS) and 3D printing with fibre-reinforced TPE. The aim was to emulate the process that is to be implemented on Mars. The tests identified that it is necessary to adjust the surface tectonics because the material deposition during printing introduced a considerable flattening of the acoustic patterns. In the next step, prototyping will be implemented with improved patterns and with commercially available regolith simulants and cement. The 3D-printed porous structure will then be compared with a non-porous structure in order to identify differences in structural and insulation properties.

Conclusion

The presented project investigates possibilities to develop Martian subsurface habitats while also considering the constraints of interplanetary travel. The paper presents the overall framework within which such an approach could be implemented and discusses a case study that describes the subtractive and additive D2RP approach. While digital prototyping has been successfully implemented, the physical robotic prototyping is still a work in progress.

Acknowledgements:

This paper has profited from the contribution of teams from the faculties of Aerospace Engineering, Maritime, Material, and Mechanical Engineering, Civil Engineering, and Architecture. Furthermore, it has profited from the contribution of Wieger Wamelink from the University of Wageningen and Advenit Makaya from ESA.

References

- Bier, H., Liu Cheng, A., Mostafavi, S., Anton, A., & Bodea, S. (2018). Robotic Building as Integration of Design-to-Robotic-Production and -Operation. In H. Bier (Ed.), *Robotic Building* (pp. 97–120). Springer International Publishing. https://doi.org/10.1007/978-3-319-70866-9_5
- Happel, J. A. (1993). Indigenous Materials for Lunar Construction. *Applied Mechanics Reviews*, 46(6), 313–325. <https://doi.org/10.1115/1.3120360>
- Khoshnevis, B., Yuan, X., Zahiri, B., Zhang, J., & Xia, B. (2016). Construction by Contour Crafting using sulfur concrete with planetary applications. *Rapid Prototyping Journal*, 22(5), 848–856. <https://doi.org/10.1108/RPJ-11-2015-0165>
- Kootstra, G., Bender, A., Perez, T., & van Henten, E. J. (2020). Robotics in Agriculture. In M. H. Ang, O. Khatib, & B. Siciliano (Eds.), *Encyclopedia of Robotics* (pp. 1–19). Springer Berlin Heidelberg. https://doi.org/10.1007/978-3-642-41610-1_43-1
- Santovincenzo, A. (2004). CDF Study Report Human Missions to Mars Overall Architecture Assessment [ESA Technical Report CDF-20(A)]. http://emits.sso.esa.int/emits-doc/1-5200-RD20-HMM_Technical_Report_Final_Version.pdf
- Spiro, F., & Dunand, D. (1997). Simulation of Martian Materials and Resources Exploitation on a Variable Gravity Research Facility. In T. Meyer (Ed.), *The Case for Mars IV: The International Exploration of Mars—Consideration for Sending Humans*, Proceedings of the fourth Case for Mars Conference, Univelt for the American Astronautical Society (p. 356).
- Wamelink, G. W. W., Frissel, J. Y., Krijnen, W. H. J., Verwoert, M. R., & Goedhart, P. W. (2014). Can Plants Grow on Mars and the Moon: A Growth Experiment on Mars and Moon Soil Simulants. *PLoS ONE*, 9(8), e103138. <https://doi.org/10.1371/journal.pone.0103138>
- Wan, L., Wendner, R., & Cusatis, G. (2016). A novel material for in situ construction on Mars: Experiments and numerical simulations. *Construction and Building Materials*, 120, 222–231. <https://doi.org/10.1016/j.conbuildmat.2016.05.046>