

**The microscopic origin of magnon-photon level attraction by traveling waves
Theory and experiment**

Yao, Bimu; Yu, Tao; Zhang, Xiang; Lu, Wei; Gui, Yongsheng; Hu, Can Ming; Blanter, Yaroslav M.

DOI

[10.1103/PhysRevB.100.214426](https://doi.org/10.1103/PhysRevB.100.214426)

Publication date

2019

Document Version

Final published version

Published in

Physical Review B

Citation (APA)

Yao, B., Yu, T., Zhang, X., Lu, W., Gui, Y., Hu, C. M., & Blanter, Y. M. (2019). The microscopic origin of magnon-photon level attraction by traveling waves: Theory and experiment. *Physical Review B*, *100*(21), Article 214426. <https://doi.org/10.1103/PhysRevB.100.214426>

Important note

To cite this publication, please use the final published version (if applicable).
Please check the document version above.

Copyright

Other than for strictly personal use, it is not permitted to download, forward or distribute the text or part of it, without the consent of the author(s) and/or copyright holder(s), unless the work is under an open content license such as Creative Commons.

Takedown policy

Please contact us and provide details if you believe this document breaches copyrights.
We will remove access to the work immediately and investigate your claim.

The microscopic origin of magnon-photon level attraction by traveling waves: Theory and experiment

Bimu Yao,^{1,4} Tao Yu^{2,*}, Xiang Zhang,² Wei Lu,¹ Yongsheng Gui,³ Can-Ming Hu,³ and Yaroslav M. Blanter²

¹*State Key Laboratory of Infrared Physics, Shanghai Institute of Technical Physics, Chinese Academy of Sciences, Shanghai 200083, People's Republic of China*

²*Kavli Institute of NanoScience, Delft University of Technology, 2628 CJ Delft, Netherlands*

³*Department of Physics and Astronomy, University of Manitoba, Winnipeg, Canada R3T 2N2*

⁴*Nantong Academy of Intelligent Sensing, Shanghai Institute of Technical Physics, Chinese Academy of Sciences, Nantong 226000, People's Republic of China*



(Received 9 August 2019; revised manuscript received 4 December 2019; published 23 December 2019)

The dissipative light-matter coupling can cause the attraction of two energy levels, i.e., level attraction, when competing with the coherent coupling that induces usual Rabi-level splitting. The level attraction shows attractive potential for topological information processing. However, the underlying microscopic quantum mechanism of dissipative coupling still remains unclear although the behavior has been understood to root in the non-Hermitian physics, which brings difficulties in quantifying and manipulating the competition between coherence and dissipation and thereby the flexible control of level attraction. Here, by coupling a magnon mode to a cavity supporting both standing and traveling waves, we identify the traveling-wave state to be responsible for magnon-photon dissipative coupling. By characterizing the radiative broadening of a magnon linewidth, we quantify the coherent and dissipative coupling strengths and their competition. The effective magnon-photon coupling strength, as a net result of competition, is analytically presented using quantum theory to show good agreement with measurements. In this manner, we extend the control dimension of level attraction by tuning field torque on magnetization or global cavity geometry. Our findings provide insights on engineered coupled harmonic oscillator systems.

DOI: [10.1103/PhysRevB.100.214426](https://doi.org/10.1103/PhysRevB.100.214426)

I. INTRODUCTION

The control of resonant interactions between light and matter offers opportunities to exchange information among different entities, and thereby has received significant attention [1–4]. Conventionally, an elementary excitation of matter can strongly and coherently couple to a well-isolated electromagnetic environment to form two hybridized states showing repulsion of energy levels, i.e., Rabi splitting [5], which is at the heart of quantum information processing [5–7] and coherent manipulation between distinct quantum objects [8–11]. In realistic situations, quantum coherence is complemented by dissipation, which needs to be accounted for to understand the behavior of coupled quantum systems. Dissipation can give rise to non-Hermitian quantum dynamics leading to physical phenomena such as super- and subradiance [12–14], non-Hermitian skin effect [15–17], topological non-Hermitian phases [17,18], and critical behavior beyond the standard paradigms [19–21]. Particularly, through dissipation engineering, the nature of the coupling between energy levels can be dramatically modified, even demonstrating level attraction when the frequencies of the two coupled modes match [22–25]. Such attraction opens perspectives for topological energy transfer, quantum sensing, and synchronization in hybrid systems [22–24,26].

To understand the origin of the level attraction and to facilitate its control, it is fundamentally essential to distinguish

between the coherent and the dissipative coupling strengths through measurement, and particularly to directly measure the dynamics caused by coherent and dissipative coupling. We note that these issues cannot be simply solved through measuring the level splitting gap, which is a combined effect from the coherent and dissipative couplings. Recently, experimental realizations of the level attraction in a one-dimensional (1D) Fabry-Perot-like cavity [22] and inverted pattern of split-ring resonator [26,27] between the yttrium iron garnet (YIG) magnon and the cavity photon provided a path to explore this question. To explain the experimentally realized level attraction, classical theories with phenomenological parameters were proposed, including the cavity Lenz effect, analog of circuits, and the dual driving forces on the magnon [22,23,26,27]. These interpretations cannot provide the microscopic origin of the magnon-photon dissipative coupling, nor do they provide a quantitative understanding of the competition between coherence and dissipation. Among the theoretical models, although two phenomenological parameters of coherent and dissipative couplings have been addressed in the non-Hermitian Hamiltonian formalism by the classical Lenz effect, they are not explicitly calculated nor can they be measured independently by the microwave transmission technique [22]. At least when the magnetic sphere is placed near the node point of the cavity with a zero magnetic field, the Lenz effect [22] at the cavity resonant frequency might be tiny as the coupling between the magnons and standing-wave photons is very weak with their coupling strength much smaller than the photon-mode

*Corresponding author: T.Yu@tudelft.nl

broadening by dissipation [28]. We note that the systems used in the experiments [22,26,27] are often open and coupled to the environment, allowing the magnon to radiate out energy by emitting a traveling photon when the magnon mode is detuned from the cavity resonance. Thus, these systems are dissipative in nature [29]. The existence of traveling modes and their effect on magnon-photon hybridization have not been sufficiently explored to understand the phenomenon of the level attraction.

In this paper, we demonstrate that the traveling photon wave is the microscopic origin of the dissipative magnon-photon coupling, which is responsible for the generation of level-attraction dynamics. Coupling with the magnon mode in a YIG sphere, the traveling waves cause the dissipation of magnons by radiating the energy to an open environment, which is different from the intrinsic dissipations of magnons and photons themselves, and promises perspectives for engineering the dissipation-coherence competition. We present an experimental method and a theoretical model to distinguish between the coherent and dissipative couplings in a prototype open-quantum system, e.g., a 1D Fabry-Perot-like cavity, which supports both standing and traveling (continuous) wave states. By measuring the radiative broadening of magnon linewidths at and away from the cavity resonance, we are able to determine the strengths of the coherent and dissipative coupling, respectively, and reveal that level attraction (repulsion) arises when the dissipative (coherent) coupling strength is dominant. The resultant effective coupling strength obtained from photon-transmission measurements is found to be an outcome of the dissipation-coherence competition, instead of coherence alone. Lenz effect [28] is not contained in our model, and its experimental determination is beyond the scope of our paper. The interaction between magnon and standing or traveling photon modes can be adjusted by tuning the torque exerted on the magnetization by the microwave magnetic field or by tuning the global cavity geometry, allowing us to manipulate the competition between the coherence and dissipation at will, and hence flexibly control level attraction. In this sense, our experiment is, to our knowledge, unique for providing a simple method to quantitatively highlight the differences between coherence and dissipation, as well as distinct from existing works by extending the control dimensions of level attraction. We note that, since our mechanism is based on the coupling of the harmonic oscillators, it can be applied to other harmonic systems, including on-chip integrated circuits or optomechanical devices, and can be readily extended to the quantum regime at millikelvin temperatures with single-magnon excitation [30–32].

This paper is organized as follows. We first introduce the experimental setup and the theory of the microscopic origin of level attraction in Secs. II A and II B, respectively. Experimentally, we show a realization of level attraction by controlling the microwave field torque on the magnetization in Sec. III A. We perform the measurement of both coherent and dissipative coupling strengths in Sec. III B and discuss the transition from level repulsion to attraction via engineering dissipation in Sec. III C. The control of level attraction is extended to another dimension by controlling the cavity geometry, as shown in Sec. IV. We discuss and conclude in Sec. V.

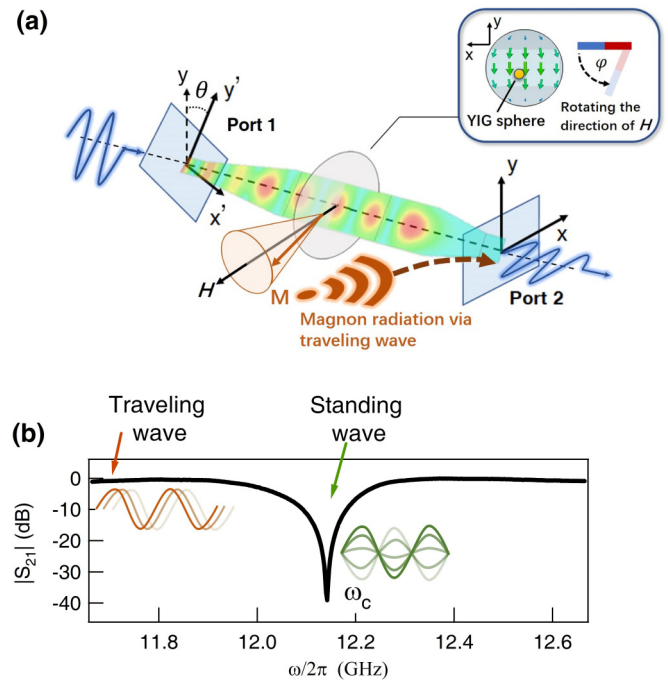


FIG. 1. Experimental setup. (a) Sketch of experimental configuration, the waveguide cavity supports standing waves at resonant cavity mode and traveling wave at detuned frequency, respectively. A YIG sphere is coupled to our cavity with its magnetization (M) biased to the direction of external magnetic field (H). Distribution of microwave magnetic field \mathbf{h} is shown in the inset, with its relative orientation with respect to H , which can be tuned by the angle φ . (b) Microwave transmission $|S_{21}|$ for our circular waveguide cavity with zero static magnetic field applied. At cavity resonance (ω_c), our cavity supports standing waves, while at detuned frequencies, our cavity supports the traveling waves to deliver energy to the environment.

II. MICROSCOPIC ORIGIN OF LEVEL ATTRACTION

A. Experimental setup

The schematic figure of our experimental setup is shown in Fig. 1(a). We used a 1D Fabry-Perot-like cavity with two rectangular-to-circular transitions (change in cavity shape) at the two terminals and a 16-mm-diameter circular waveguide in the middle [33] to couple to the magnon Kittel mode in a YIG sphere. Two transitions are connected to coaxial-rectangular adapters. Two circular-rectangular transitions at both ends are rotated by an angle $\theta = 45^\circ$. The rectangular port of transition has a length of 15.8 mm and a width of 7.9 mm. Two transitions are connected to coaxial-rectangular adapters, with the coaxial adapter being the standard 50 Ω SMA connector. Via coaxial cables, the coaxial adapters are further connected to the input or output ports of the vector network analyzer (VNA) for signal processing.

The coaxial-rectangular adapter transforms the input microwave current to the TE_{10} mode. Then, by sending microwave through circular-rectangular transition, the TE_{10} mode of its rectangular port can be transformed to the copolarized TE_{11} mode of its circular port and vice versa. The copolarized TE_{11} mode in the circular waveguide can be divided into two components [34]. One component has polarization

consistent with the fundamental mode of the rectangular port, enabling the traveling waves to be transmitted through with almost zero reflection while the rest of the component is totally reflected from both terminals, forming the standing waves of the waveguide cavity with the antinode of the microwave magnetic field at the center. Distribution of the microwave magnetic field inside the center cross section has been obtained via simulation [see schematic figure in the inset of Fig. 1(a)]. Microwave magnetic fields are linearly polarized along the \hat{y} direction at the central zone while polarized along the tangential direction of the conductive wall near the waveguide boundary.

Thus, similar to the acoustics physics in a “flute,” our waveguide cavity readily supports the standing waves at ω_c and traveling waves at detuned frequencies. It can be directly confirmed by measuring the transmission $|S_{21}|$ without applying H , as shown in Fig. 1(b). Trapped standing waves induce a sharp dip in the transmission spectra at ω_c , while traveling waves deliver energy from one port to the other and cause an approximate unity transmission at detuned frequencies. Around ω_c , the photonic mode is a complex superposition of standing and traveling waves. Nevertheless, these basic features were overlooked in the previous explanation on the observed level attraction [22,23,26]. From the measurement of the cavity profile, the cavity mode frequency is found to be $\omega_c/2\pi = 12.14$ GHz with a damping coefficient of 9×10^{-3} . By introducing a 1 mm in diameter highly polished and low-damping ($\sim 10^{-5}$) YIG sphere to the cavity middle plane, our device enables the magnon mode to interact with both the standing and traveling microwaves in a broadband range. Particularly, traveling microwaves can help to transfer the energy of the coupled magnon-photon system to radiation outside the cavity. In the following section, we develop a quantitative quantum theory to address the role of traveling wave in generating dissipative coupling, which is important for the study of level attraction.

B. Basic theoretical description

As we mentioned, the photon modes around the cavity resonance are in a superposition of standing and traveling waves. This is different from the standard argumentation that is based on the coupling between magnons and pure standing waves. Here we present the theoretical results to reveal the important role of traveling wave states in generating level attraction, which sets the basis for further experimental investigations. The main finding is that integrating the traveling waves (continuous background) results in an effective coupling between a magnon and standing-wave component that shows either level repulsion or level attraction. With both the standing and traveling waves, we can describe our system from the Fano-Anderson Hamiltonian [35,36] as shown below, where the photon modes in the 1D Fabry-Perot-like cavity are parametrized by the momentum k along the transmission direction,

$$\hat{H} = \hbar\omega_K \hat{m}^\dagger \hat{m} + \sum_k (\hbar g_k \hat{m}^\dagger \hat{p}_k + \hbar g_k^* \hat{m} \hat{p}_k^\dagger), \quad (1)$$

in which \hat{m} and \hat{p}_k are magnon and photon operators and g_k denotes the coupling constant. The nature of the magnon-

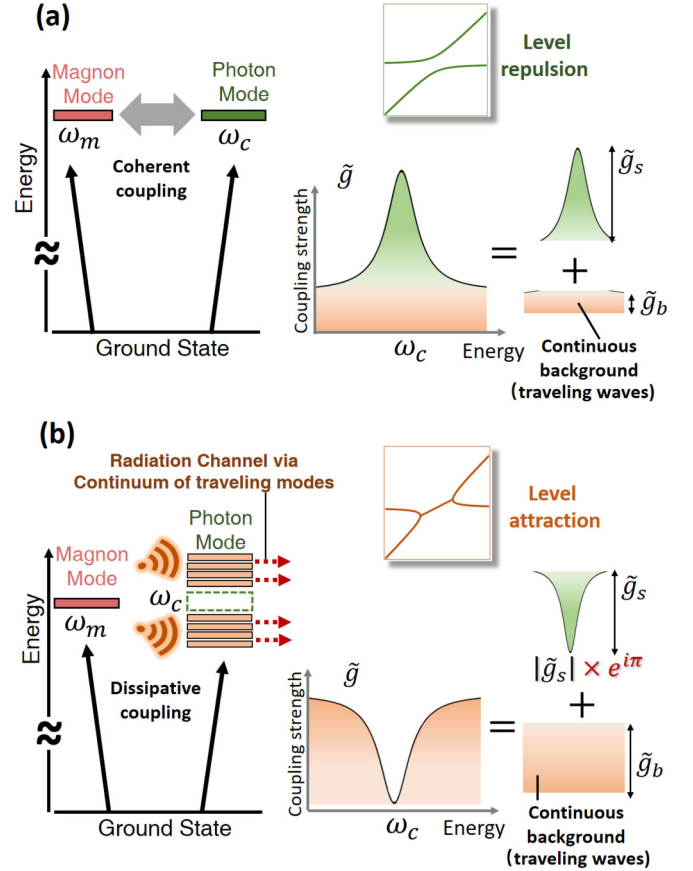


FIG. 2. Coupling scheme and coupling strength profile. (a) Schematic figure of coherent magnon-photon coupling scheme and its coupling strength profile, which generates normal-level repulsion effect. (b) As the continuum of traveling modes becomes dominant in the magnon-photon coupling, the level attraction can emerge.

photon coupling can be addressed from the magnon Green’s function, given by [35,36]

$$G_m(\omega) = \frac{1}{\hbar\omega - \hbar\omega_K + i\hbar\delta_m - \Sigma(\omega)}, \quad (2)$$

in which δ_m represents the magnon intrinsic linewidth from Gilbert damping and the magnon self-energy reads $\Sigma(\omega) = \hbar \int d\omega_k |\tilde{g}(\omega_k)|^2 / (\omega - \omega_k + i0_+)$, where $\tilde{g}(\omega_k) = g_k \sqrt{\mathcal{D}(\omega_k)}$ with $\mathcal{D}(\omega_k)$ being the global density of state of photon. When ω_k is away from the resonance frequency ω_c , $\tilde{g}(\omega_k)$ tends to be only contributed by the pure traveling photon, i.e., $\tilde{g}_b(\omega_k)$, in the circular waveguide, which slowly changes with momentum; whereas across the resonance frequency, $\tilde{g}(\omega_k)$ shows a peak or a dip with respect to the traveling wave background. Therefore, $\tilde{g}(\omega_k)$ is divided into the continuous background, as schematically represented by the flat part in Figs. 2(a) and 2(b), and the standing-wave contribution by $\tilde{g}(\omega_k) = \tilde{g}_b(\omega_k) + [\tilde{g}(\omega_k) - \tilde{g}_b(\omega_k)] = \tilde{g}_b(\omega_k) + \tilde{g}_s(\omega_k)$, where we single out the contribution from the standing wave $\tilde{g}_s(\omega_k) \equiv \tilde{g}(\omega_k) - \tilde{g}_b(\omega_k)$, which can be positive or negative (assuming \tilde{g}_b is positive).

With \tilde{g}_s and \tilde{g}_b , the behavior of $\tilde{g}(\omega_k)$ is schematically summarized in Fig. 2 and can be divided into the contributions of the traveling-wave and standing-wave photons. Particularly,

when the peak in $\tilde{g}(\omega_k)$ evolves to a dip, there is a sign change in \tilde{g}_s , corresponding to a phase jump π relative to the continuous background, in the standing-wave contribution.

By definition of \tilde{g}_s and \tilde{g}_b , the magnon self-energy becomes $\Sigma(\omega) = -i\Gamma(\omega) + I(\omega)$ with $I(\omega) \equiv \hbar \int d\omega_k \frac{|\tilde{g}_s(\omega_k)|^2 + 2e^{i\Phi} |\tilde{g}_s(\omega_k)\tilde{g}_b(\omega_k)|}{(\omega - \omega_k + i0_+)}$, where

$$\Gamma(\omega) = i\hbar \int d\omega_k |\tilde{g}_b(\omega_k)|^2 / (\omega - \omega_k + i0_+) \approx \pi\hbar |\tilde{g}_b(\omega)|^2 \quad (3)$$

by neglecting the small energy shift of a magnon due to the continuous background, and $\Phi = 0$ (π) when $|g(\omega_k)|$ shows a peak (dip) at resonance. In the self-energy, $\Sigma(\omega) + i\Gamma$ can be treated to be the effective self-energy between a magnon and a standing-wave photon when integrating the traveling-wave contribution.

Around the resonance energy, the standing-wave mode behaves as a single energy level with the central energy ω_c and the broadening γ_s . With this understanding, when $|\omega - \omega_c| \ll \gamma_s$, we establish the following correspondence [see Supplemental Material [37] (see, also, Refs. [38,39] therein) for derivation]:

$$I(\omega) \approx \pi\hbar\gamma_s \frac{|\tilde{g}_s(\omega_c)|^2 + 2e^{i\Phi} |\tilde{g}_s(\omega_c)\tilde{g}_b(\omega_c)|}{\omega - \omega_c + i\gamma_s}. \quad (4)$$

Thus, after integrating the continuous background, the magnon Green's function becomes

$$G_m(\omega) = \left\{ \hbar\omega - \hbar\omega_m + i\hbar(\delta_m + \Gamma) - \frac{\hbar g_{\text{eff}}^2}{\omega - \omega_c + i\gamma_s} \right\}^{-1}, \quad (5)$$

where we define the effective coupling

$$g_{\text{eff}}^2 = \pi\gamma_s (|\tilde{g}_s(\omega_c)|^2 + 2e^{i\Phi} |\tilde{g}_s(\omega_c)\tilde{g}_b(\omega_c)|). \quad (6)$$

We note that g_{eff}^2 can be positive (negative) when \tilde{g}_s and \tilde{g}_b have the same (opposite) sign. Particularly, it vanishes when $\tilde{g}_s = 0$. The positive, negative, or zero g_{eff}^2 corresponds to the level repulsion and attraction as well as the turning point in coupling dynamics.

At the resonance with $\omega = \omega_K = \omega_c$, the linewidth broadening of the magnon is calculated to be $\gamma\mu_0\Delta H = \delta_m + \Gamma + g_{\text{eff}}^2/\gamma_s = \delta_m + \pi(\tilde{g}_s + \tilde{g}_b)^2$. While detuned away from the cavity resonance frequency, $\gamma\mu_0\Delta H \approx \delta_m + \pi\tilde{g}_s^2$. Thus, it allows us to obtain information about \tilde{g}_s and \tilde{g}_b by characterizing the magnon radiative linewidth broadening. Specifically, when away from the resonance ω_c , \tilde{g}_s tends to be zero and $\pi\tilde{g}_b^2$ is the broadening of the magnon mode due to the radiation [29], through which we can experimentally measure the coupling strength \tilde{g}_b . This broadening becomes $\pi(\tilde{g}_s + \tilde{g}_b)^2$ at the resonance, through which we can determine \tilde{g}_s as well. Therefore, we can obtain useful information through the ferromagnetic resonance measurements in the waveguide cavity, as we address in the following sections.

Furthermore, we can write the model effectively by the non-Hermitian Hamiltonian used in Ref. [22] while considering the role of the traveling waves,

$$\hat{H}_{\text{eff}} = \hbar(\omega_K - i\delta_m - i\Gamma)\hat{m}^\dagger\hat{m} + \hbar(\omega_c - i\gamma_s)\hat{p}_s^\dagger\hat{p}_s + \hbar(|g_{\text{eff}}|e^{i\Phi}\hat{m}^\dagger\hat{p}_s + |g_{\text{eff}}|\hat{m}\hat{p}_s^\dagger), \quad (7)$$

in which \hat{p}_s represents the standing-wave photon operator, and the dissipative magnon-photon coupling is obtained when $\Phi = \pi$. The classical Lenz effect [22] is not contained in our theoretical description. The experimental findings addressed in the following sections support the role of traveling waves, while the experimental evidence of the Lenz effect is beyond the scope of our paper. This Hamiltonian can exactly recover the magnon Green's function [Eq. (5)] and hence provides an effective description of our system. All the parameters in this Hamiltonian can be either measured or calculated [37] [see Supplemental Material, Sec. 4 [37] (see also Refs. [38,39] therein)]. We use the input-output theory [40] to calculate the photon transmission,

$$S_{21}(\omega) = 1 - \frac{\gamma_s}{-i(\omega - \omega_c) + \gamma_s + \frac{g_{\text{eff}}^2}{-i(\omega - \omega_K) + \delta_m + \Gamma}}. \quad (8)$$

When there is no magnon coupled to the cavity mode, g_{eff} vanishes with $|S_{21}|$ showing no transmission at ω_c . The existence of the magnon changes the behavior of transmission, showing either level repulsion or attraction depending on the sign of g_{eff}^2 . It is noted that we explore the microwave transmission S_{21} from a full quantum treatment. It can also be obtained using classical electrodynamics at a phenomenological level by a macroscopic description of input-output behavior as given in Refs. [23,25,26].

III. FIELD-TORQUE INDUCED LEVEL ATTRACTION

In this section, the magnon-photon coupling is tuned experimentally by changing the direction of external magnetic field H for generating various hybrid dynamics, including level repulsion and attraction.

A. Realization of level attraction

We consider here two typical situations. In case I, H is set to be approximately perpendicular to the polarization of microwave magnetic field \mathbf{h} at the sample position at cavity resonance frequency ω_c to maximize the cavity-field torque on the magnetization [41], and thereby the largest coherent coupling strength \tilde{g}_s that is defined by the coupling between the magnon and standing-wave component of photon [42] [see schematic figure in the inset of Fig. 1(a) with the distribution of microwave magnetic field at ω_c , obtained from numerical simulation]. To pick up the response of the coupled states, the two ports of the waveguide cavity are connected to a VNA for measuring the transmission spectra. By tuning to the magnon resonant field H_m , the magnon-mode frequency ω_K is accordingly tuned to match ω_c . A level-repulsion feature in Fig. 3(a) is observed, indicating a coherent energy transfer between magnons and photons. The splitting spectrum at zero detuning is shown in Fig. 3(b), indicating the coherent coupling between magnons and photons. Besides, the phase of the transmission at zero detuning is plotted in Fig. 3(c), in which the phase spectra displays typical behavior of the level repulsion with two separated π -phase jumps, corresponding to the two ‘‘splitting’’ modes in the level repulsion [43].

We subsequently tuned the orientation of H to suppress the coherent dynamics. Typically, by rotating H by an angle of $\varphi = 90^\circ$ (case II), the cavity-field torque on the magnetization

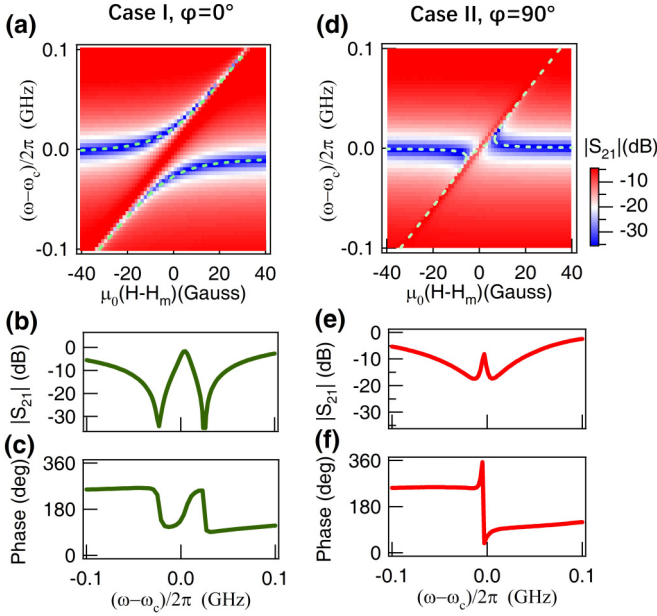


FIG. 3. Experimental observation of level repulsion and attraction. For case I ($\varphi = 0^\circ$) and case II ($\varphi = 90^\circ$), by measuring the photon transmission spectra for different H , we display an amplitude map of level repulsion (attraction) in (a) [(d)], with the transmission spectra at zero detuning shown in (b) [(e)] and phase spectra at zero detuning shown in (c) [(f)].

is minimized to be zero, which seemingly is not able to drive magnon dynamics. This would indicate that the photon mode is not coupled to the magnon mode and photon transmission would only show a bare cavity profile, which is independent of H . Whereas such a statement is true for coupling magnon to a well-confined cavity [42], we show here that in our waveguide cavity this minimization of the field torque leads to a level-attraction type of dispersion. The photon transmission map, shown in Fig. 3(d), displays the characteristic energy spectra of level attraction, with the resonance frequencies of the two modes attracted and converged to a single level around the resonance $\omega_K = \omega_c$. Transmission and phase spectra are plotted in Figs. 3(e) and 3(f), respectively. Phase jump of the transmission in Fig. 3(f) further verifies the observation of level attraction. In contrast to the level repulsion, we observed an approximate 2π phase jump at zero detuning instead, which results from the coalescence of the magnon mode and the photon mode [22,26].

B. Measuring the coherent and dissipative coupling strength

The above observation indicates that besides the common standing wave in a cavity that causes coherent magnon-photon coupling, other ingredients are causing the dissipative magnon-photon coupling that is crucial to the generation of level attraction [22]. We note that our waveguide cavity also supports traveling waves when detuned from resonant frequencies. In this manner, the conventional coherent mechanism based on the coupling between a magnon and a pure standing wave photon fails and is not able to describe the results of our experiment.

Therefore, we go one step further to investigate the role of traveling waves. Continuous background, which is the

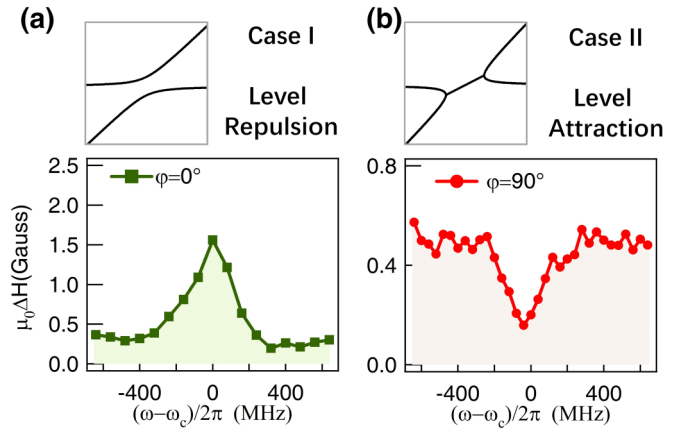


FIG. 4. Magnon radiative linewidth. Magnon radiative linewidth spectra are displayed for level-repulsion case with $\varphi = 0^\circ$ (a) and level-attraction case with $\varphi = 90^\circ$ (b), respectively.

traveling-wave component of photon, provides the dissipative nature in the coupling because a magnon can directly radiate out a photon that leaves the cavity and does not exert any back action on the magnon. Rates of magnon radiation are determined by the square of magnon-photon coupling strength, as we show in the above theory part. Therefore, by characterizing the magnon radiation rates via the measurement of the radiative linewidth $\mu_0\Delta H$, we can obtain the information of the coupling strengths between the magnons and standing (traveling) wave photons. Specifically, when detuned away from ω_c , the coupling \tilde{g}_b between the magnon and continuous background of the photon determines the radiative linewidth with $\mu_0\Delta H = \pi\tilde{g}_b^2/\gamma$ with γ being the gyromagnetic ratio. While at ω_c , the standing waves bring coherent coupling \tilde{g}_s to superpose with \tilde{g}_b , leading the radiative linewidth to be $\pi(\tilde{g}_s + \tilde{g}_b)^2/\gamma$ instead of $\pi\tilde{g}_s^2/\gamma$. This understanding provides an effective method to compare the coherent and dissipative magnon-photon couplings (\tilde{g}_s^2 and \tilde{g}_b^2). It is understood that when the radiative linewidth becomes the same at and detuned from the resonance, which is defined as the exchange point, the coherent coupling \tilde{g}_s becomes zero, and the magnon radiation is determined by the traveling waves.

For case I with level repulsion, the magnon radiative linewidth $\mu_0\Delta H$, which is obtained by subtracting the contribution from the intrinsic Gilbert damping and inhomogeneous broadening [44] in the measured total linewidth, displays an enhancement around ω_c in Fig. 4(a), revealing that the coherence is much greater than dissipation [37] [see detailed measurements in the Supplemental Material, Secs. 1 and 2 [37] (see also Refs. [38,39] therein)]. Such a dominant coherent coupling effect is a typical behavior shared by most coherently coupled systems, and thereby we obtained a canonical feature with level repulsion. Strikingly, different from such linewidth enhancement, for case II we found the enhancement is reversed to a suppression around ω_c [see Fig. 4(b)], suggesting $(\tilde{g}_s + \tilde{g}_b)^2 < \tilde{g}_b^2$. This relation provides information that \tilde{g}_s has the opposite sign compared to the dissipative coupling \tilde{g}_b as well as the magnitude of the dissipative coupling overcoming the coherent one, i.e., $|\tilde{g}_b| > |\tilde{g}_s|$. Such relative linewidth broadening at detuned frequencies clarifies the role of the traveling wave states: They radiate the magnon energy to the

environment, causing dominant dissipative coupling which is essential to the level attraction. Further, by engineering the traveling wave states, we demonstrate in the next section that relative strength between coherent and dissipative coupling can be gradually tuned and a transition between level repulsion and attraction can be realized.

C. Transition from repulsion to attraction via dissipation engineering

For a better understanding of dissipative nature of the coupling to the traveling waves, we combine the “field torque control technique” described above and the “magnon radiative linewidth characterization” (i) to continuously control the evolution of both coherent and dissipative coupling and (ii) to observe the transition between repulsion and attraction.

(i) To investigate the competition between dissipative and coherent dynamics, we gradually turn φ from 0° to 90° . Varying the orientation of the static magnetic field H adjusts the component of the microwave magnetic field that is orthogonal to H . In the measurement, we found that, as a function of φ , the transition between the standing-wave dominant regime and the traveling-wave dominant regime can be clearly observed in the magnon radiative linewidth in Fig. 5(d). These observations indicate that competition between coherence and dissipation can be classified as follows.

In Fig. 5(d), in the first regime with φ turned from 0° to around 60° , coherent dynamics is dominant, in which the well-known case of level repulsion [Fig. 5(a)] is obtained, with a splitting gap of $2|g_{\text{eff}}|$. It is worth noticing that, with tuning φ , the decreased field torque at ω_c leads to the decrease of \tilde{g}_s , while the dissipation \tilde{g}_b due to the traveling waves gradually increases. At φ around 60° , the radiative linewidth exchange point in Fig. 5(d) suggests that coherent coupling \tilde{g}_s vanishes, causing the merging of energy levels [Fig. 5(b)]. Furthermore, when φ is tuned greater than $\sim 60^\circ$, the dissipation due to the traveling waves overcomes the coherent coupling, where the inversion of the magnon linewidth contributed by standing and traveling waves can be observed. The advantage of the dissipation over the coherence can be clearly evidenced by level attraction in Fig. 5(c) with $\varphi = 90^\circ$.

(ii) The net result of coherence-dissipation competition (\tilde{g}_s - \tilde{g}_b competition) as well as the transition from repulsion to attraction can be condensed into a single parameter—the effective coupling strength g_{eff} . This parameter can be obtained by fitting the dispersion using Eq. (3) in Ref. [22] [also Eq. (8), derived in our theory section], shown in Fig. 5(e). We note that, if no traveling wave is considered, the expected coupling strength g_p should approach zero following a trigonometric function of φ as displayed by the dashed line in Fig. 5(e) [see derivation in Supplemental Material Sec. 3 [37] (see also Refs. [38,39] therein)]. However, in fact, the existence of a traveling wave counteracts the coherent process in a coupled system and results in a “faster” drop to zero coupling at $\varphi = 60^\circ$. Such zero coupling is situated in the radiative linewidth exchange point in Fig. 5(d), corresponding to the turning point from repulsion to attraction. Beyond 60° , the growing dissipation \tilde{g}_b makes a major contribution to g_{eff} . Hence, we observed an uprising trend for the absolute coupling $|g_{\text{eff}}|$. With Eq. (6), we can well reproduce the summarized g_{eff} for

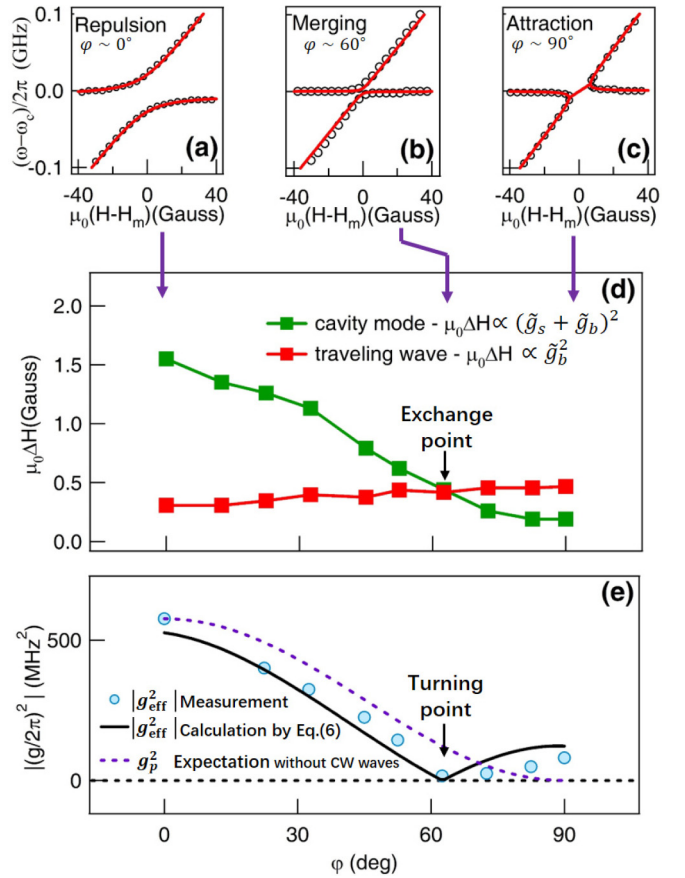


FIG. 5. Transition to level attraction via coherence-dissipation competition. Dispersion of coupled magnon-photon states measured by photon transmission, with level repulsion (a), level merging (b), and level attraction (c). When tuning φ , magnon radiative linewidth due to the standing (at cavity resonance) and traveling (about 400 MHz away from cavity resonance) wave is displayed in (d), with turning point suggesting the transition between repulsion and attraction. (e) Measured and calculated effective coupling strengths as function of φ are plotted in blue circles and black solid lines, respectively. Purple dashed line shows the expected coupling strength without considering traveling waves.

each φ , as shown in Fig. 5(e). We note that when reproducing the experimental values g_{eff}^2 , γ_s is obtained from extracting cavity linewidth, and $\tilde{g}_{b,s}$ are increased by 10%, accounting for parasitic deviations.

IV. CONTROLLING LEVEL ATTRACTION VIA CAVITY GEOMETRY

The theory proposed in our paper sets a general framework for describing the competition between coherent and dissipative dynamics. Based on this theory, more elements associated with dissipation can be included to realize level attraction, which is not only restricted to the manipulation of torque exerted by the field on magnetic materials. One natural way is to tune the weights of the traveling and standing waves, which is realizable by tuning the global geometry of our device. Here, we demonstrate an alternative method to transform level repulsion to attraction, namely, by

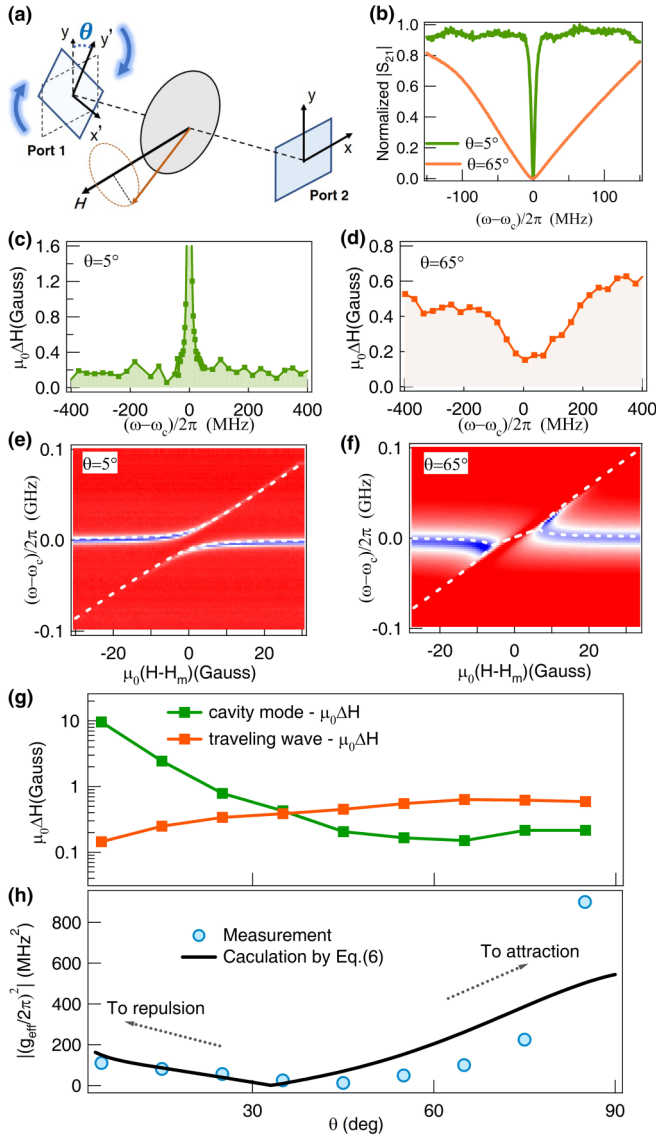


FIG. 6. Observation of level attraction via tuning global electromagnetic environment. (a) Schematic figure of rotating the relative angle θ between two transitions. (b) The cavity linewidth broadening when tuning θ from 5° to 65° . (c), (d) Magnon radiative linewidth enhancement at cavity mode when setting $\theta = 5^\circ$ and 65° . The level repulsion (e) and attraction (f) are obtained by setting θ to be 5° and 65° , respectively, with red (blue) color denoting the maximal (minimal) signal. (g) Transition of the coherent and dissipative couplings as indicated by magnon radiative linewidth. The turning of effective coupling strength can be viewed in (h) when the coherent coupling evolves to the dissipative one.

modification of the global electromagnetic environment. It may provide a playground for using photonic construction techniques, like metamaterials, to build level attraction. We can tune the global geometry of the waveguide cavity via rotating the relative angle θ between the two transitions, as we schematically show in Fig. 6(a). As a result, we can control the weight of the traveling wave (e.g., when $\theta = 0^\circ$, our device behaves like a waveguide without standing waves), which is the key element for the realization of the level attraction. This is evident by looking at the transmission

spectrum for two different values of θ , as shown in Fig. 6(b). By tuning θ from 5° to 65° , the cavity-mode linewidth γ_s is significantly enhanced [37] [see θ dependence of γ_s in Supplemental Material Sec. 5 [37] (see also Refs. [38,39] therein)]. This enhancement of the linewidth suggests that more traveling wave states are built in the cavity, through which more energy can be delivered to the environment. Thus, we construct the hybrid states (with $\varphi = 70^\circ$) to realize the competition between the standing and traveling waves, and their coupling strength spectra can be well characterized by measuring the magnon radiative linewidth. Consistent with the information from the cavity-mode linewidth, we found that the traveling-wave component has turned the coupling strength profile from a coherence-dominant case [Fig. 6(c)] to a dissipation-dominant one [Fig. 6(d)]. Such modifications of the competition between coherence and dissipation further determine the dispersion of the magnon-photon hybrid system, as proved by the appearance of the transition from level repulsion to attraction [shown in Figs. 6(e) and 6(f), respectively], as we increase the dissipation by increasing θ .

On a more detailed level, we plot the magnon radiative linewidth at the cavity resonance and traveling wave frequencies, respectively, to demonstrate the competition between the coherence and dissipation as we tune θ [see Fig. 6(g)]. When θ is tuned from 0° to around 40° , Fig. 6(g) suggests that the growing dissipation is counteracting the coherence nature of the coupling through the traveling background. The net result in such competition is also reflected in the decreasing trend of the effective coupling strength g_{eff} , as we show in Fig. 6(h). While, for angles greater than 40° , Fig. 6(g) indicates that the growing dissipation exceeds the coherence, and has become the leading source in the effective coupling strength, resulting in g_{eff} to undergo an obvious increase as displayed in Fig. 6(h) when $\theta > 40^\circ$.

Quantitatively, g_{eff} can be reproduced by our theoretical model using Eq. (6), which further confirms that our theory catches the key feature of the coherence-dissipation engineering. Also, we note that by tuning the global geometry here, the effective coupling strength in the level attraction can be obviously made more significant than that in level repulsion, as can be seen by comparing g_{eff} when $\theta = 5^\circ$ and 85° . This is due to the increased broadening of cavity mode linewidth γ_s when increasing θ , which contributes to the enhancement of g_{eff} in magnitude [see in Eq. (6)]. Our model treats the mode broadening of the standing waves as an ideal Lorentzian and formulates the density of states of continuous background without strong dependence on the frequency. This may lead to a discrepancy between measurements and calculations at large broadening with large relative angles θ . Overall, in this part, by engineering the dissipation through tuning θ , the obtained radiative linewidth characterization, the resultant dispersion transition from repulsion to attraction as well as the agreement of g_{eff} from both measurement and theory further confirm the physical understanding proposed in our paper.

V. DISCUSSION AND CONCLUSION

Getting access to a full tunability of coupled states is a great challenge of modern physics, which requires control of both coherent and dissipative dynamics as well as of the

competition between them. Benefiting from engineering such a competition, the emerging phenomenon of level-attraction dynamics has been considered on various physical platforms [21,22,24,26,27]. Here, we discuss the difference of our model with the previous works [21,22,24,26,27]. Pioneering work shows that level attraction could be realized in a microwave optomechanical circuit for exploiting topological properties [24]. The level attraction there is induced by the nonlinear coupling, in contrast to our linear one in bilinear form. The level attraction realized in a cylindrical or planar cavity is explained by the classical Lenz effect with a proposed non-Hermitian Hamiltonian [22], but the coherent and dissipative coupling strengths therein are not theoretically calculated by the phenomenological Lenz effect, nor are they experimentally measured. These parameters appear in a non-Hermitian Hamiltonian, so a quantum mechanism rather than a classical one is needed to explain and calculate them. The microscopic origin of level attraction, i.e., the coherence-dissipation competition, in the magnon-photon-coupled system remains relatively unclear. Independent measurements of the two coupling strengths are required to understand the coherence-dissipation competition, which is beyond the technique in Refs. [22,26]. We explain the experiments without the Lenz effect but identify the role of the overlooked traveling-wave state, from which we provide a quantum mechanism and the theoretical formulas for the coherent and dissipative coupling strengths. We obtain good agreements between the calculation and observation, which allows us to state the traveling wave as the dominant factor in generating level attraction compared with the existing phenomenological effects. Further experimental evidence for the Lenz effect is needed to enrich its content, which is nevertheless not contained in this paper. Several possible theoretical models in Ref. [25] have been qualitatively proposed to explain level attraction in the perspective of microscopic material mechanisms, including the diamagnetic response from magneto-optical coupling as well as the Aharonov-Casher effect to counteract the coherent dynamics. At the current stage, concrete theoretical calculations on these effects and more experiments are needed to verify all these theoretical predictions.

With achieving quantitative agreement between measurements and theoretical model, our work brings three perspectives for better understanding and utilizing the attraction dynamics, which are distinct from existing results with classical and phenomenological explanations. (i) Identifying the microscopic origin of dissipative coupling. Placing a YIG sphere in a waveguide cavity, we revealed traveling-wave state in the cavity as the microscopic origin of dissipative coupling in the level attraction. (ii) Providing a method to measure the coherent-dissipative coupling competition. By characterizing the magnon radiation, the magnon linewidth can quantify the coherent and dissipative coupling strengths. In this manner,

we developed a theory to account for the effective coupling strength as a net result of competition. (iii) Extending control dimensions in obtaining level attraction. By tuning the torque on magnetization or modifying the global photon environment, we enriched the toolbox of realizing level attractions. Our results open ideas to utilize level-attraction dynamics compared with existing techniques and provide effective ways to explore level attraction in various harmonic systems.

ACKNOWLEDGMENTS

T.Y. and Y.M.B., who initiated and lead this work, were supported by the Netherland Organization for Scientific Research (NWO). This work was also supported by the National Natural Science Foundation of China under Grants No. 11974369 and No. 11804352, the Shanghai Pujiang Program No. 18PJ1410600, SITP Innovation Foundation (CX-245), and Independent Research Project of State Key Laboratory of Infrared Physics (No. Z201920). We would like to thank G.E.W. Bauer for useful discussions.

APPENDIX A: MEASUREMENT SETUP

The experimental apparatus in this work consists of a cylindrical waveguide as well as two circular-rectangular transitions. By further connecting two coaxial-rectangular adapters at both ends of our cavity, it enables the VNA to pick up the transmission signal of our cavity. VNA sends microwaves to the cavity, with an input power of 0 dBm. The function of circular-rectangular transition is that it smoothly transforms the TE₁₀ mode of its rectangular port to the copolarized TE₁₁ mode of its circular port and reciprocally. TE₁₀ waves entering the transitions from port 1 is transmitted through with almost zero reflection. When TE₁₁ microwaves exit from the circular waveguide to the transitions, only the transformed TE₁₀ part can be transmitted without reflection, while the rest of the microwaves are almost totally reflected. As a result, such reflection of microwaves at both ends leads to the generation of a standing wave in the long dimension of the circular waveguide.

APPENDIX B: SAMPLE DESCRIPTION

The YIG sphere is highly polished, with a diameter of 1 mm, mounted in the middle of our cavity via Scotch tape. Gilbert damping parameter of YIG sphere is around 4.5×10^{-5} with the measured inhomogeneous broadening at zero frequency being 0.19 Gauss and the saturated magnetization is $\mu_0 M_s = 0.175 T$. By tuning external magnetic field, the resonance frequency of YIG sphere (ω_K) can be tuned, following the expression $\omega_K = \gamma(H + H_A)$. Here, $\gamma = 180\mu_0$ GHz/T is the electron gyromagnetic ratio, $\mu_0 H_A = 8.2$ mT is the effective field, and μ_0 is the permeability of vacuum.

[1] S. Haroche and J.-M. Raimond, *Exploring the Quantum: Atoms, Cavities, and Photons* (Oxford University Press, New York, 2006).

[2] A. Reiserer and G. Rempe, Cavity-based quantum networks with single atoms and optical photons, *Rev. Mod. Phys.* **87**, 1379 (2015).

- [3] T. Pellizzari, S. A. Gardiner, J. I. Cirac, and P. Zoller, Decoherence, Continuous Observation, and Quantum Computing: A Cavity QED Model, *Phys. Rev. Lett.* **75**, 3788 (1995).
- [4] L.-M. Duan and H. J. Kimble, Scalable Photonic Quantum Computation through Cavity-Assisted Interactions, *Phys. Rev. Lett.* **92**, 127902 (2004).
- [5] G. Khitrova, H. M. Gibbs, M. Kira, S. W. Koch, and A. Scherer, Vacuum Rabi splitting in semiconductors, *Nat. Phys.* **2**, 81 (2006).
- [6] W. Yao, R.-B. Liu, and L. J. Sham, Theory of Control of the Spin-Photon Interface for Quantum Networks, *Phys. Rev. Lett.* **95**, 030504 (2005).
- [7] W. Yao, A. H. MacDonald, and Q. Niu, Optical Control of Topological Quantum Transport in Semiconductors, *Phys. Rev. Lett.* **99**, 047401 (2007).
- [8] H. Huebl, C. W. Zollitsch, J. Lotze, F. Hocke, M. Greifenstein, A. Marx, R. Gross, and S. T. B. Goennenwein, High Cooperativity in Coupled Microwave Resonator Ferrimagnetic Insulator Hybrids, *Phys. Rev. Lett.* **111**, 127003 (2013).
- [9] Y. Tabuchi, S. Ishino, A. Noguchi, T. Ishikawa, R. Yamazaki, K. Usami, and Y. Nakamura, Coherent coupling between a ferromagnetic magnon and a superconducting qubit, *Science* **349**, 405 (2015).
- [10] X. Zhang, C.-L. Zou, L. Jiang, and H. X. Tang, Cavity magnomechanics, *Sci. Adv.* **2**, e1501286 (2016).
- [11] L. Bai, M. Harder, Y. P. Chen, X. Fan, J. Q. Xiao, and C.-M. Hu, Spin Pumping in Electrostatically Coupled Magnon-Photon Systems, *Phys. Rev. Lett.* **114**, 227201 (2015).
- [12] A. Asenjo-Garcia, M. Moreno-Cardoner, A. Albrecht, H. J. Kimble, and D. E. Chang, Exponential Improvement in Photon Storage Fidelities Using Subradiance and Selective Radiance in Atomic Arrays, *Phys. Rev. X* **7**, 031024 (2017).
- [13] Y.-X. Zhang, and K. Mølmer, Theory of Subradiant States of a One-Dimensional Two-Level Atom Chain, *Phys. Rev. Lett.* **122**, 203605 (2019).
- [14] J. Li, S.-Y. Zhu, and G. S. Agarwal, Magnon-Photon-Phonon Entanglement in Cavity Magnomechanics, *Phys. Rev. Lett.* **121**, 203601 (2018).
- [15] N. Hatano, and D. R. Nelson, Localization Transitions in Non-Hermitian Quantum Mechanics, *Phys. Rev. Lett.* **77**, 570 (1996).
- [16] H. Jiang, L.-J. Lang, C. Yang, S.-L. Zhu, and S. Chen, Interplay of non-Hermitian skin effects and Anderson localization in non-reciprocal quasiperiodic lattices, *Phys. Rev. B* **100**, 054301 (2019).
- [17] S. Yao and Z. Wang, Edge States and Topological Invariants of Non-Hermitian Systems, *Phys. Rev. Lett.* **121**, 086803 (2018).
- [18] Z. Gong, Y. Ashida, K. Kawabata, K. Takasan, S. Higashikawa, and M. Ueda, Topological Phases of Non-Hermitian Systems, *Phys. Rev. X* **8**, 031079 (2018).
- [19] L. M. Sieberer, S. D. Huber, E. Altman, and S. Diehl, Dynamical Critical Phenomena in Driven-Dissipative Systems, *Phys. Rev. Lett.* **110**, 195301 (2013).
- [20] D. Zhang, X.-Q. Luo, Y.-P. Wang, T.-F. Li, and J. Q. You, Observation of the exceptional point in cavity magnon-polaritons, *Nat. Commun.* **8**, 1368 (2017).
- [21] N. R. Bernier, E. G. DallaTorre, and E. Demler, Unstable Avoided Crossing in Coupled Spinor Condensates, *Phys. Rev. Lett.* **113**, 065303 (2014).
- [22] M. Harder, Y. Yang, B. M. Yao, C. H. Yu, J. W. Rao, Y. S. Gui, R. L. Stamps, and C.-M. Hu, Level Attraction Due to Dissipative Magnon-Photon Coupling, *Phys. Rev. Lett.* **121**, 137203 (2018).
- [23] V. L. Grigoryan, K. Shen, and K. Xia, Synchronized spin-photon coupling in a microwave cavity, *Phys. Rev. B* **98**, 024406 (2018).
- [24] N. R. Bernier, L. D. Tóth, A. K. Feofanov, and T. J. Kippenberg, Level attraction in a microwave optomechanical circuit, *Phys. Rev. A* **98**, 023841 (2018).
- [25] I. Proskurin, R. Macêdo, and R. L. Stamps, Microscopic origin of level attraction for a coupled magnon-photon system in a microwave cavity, *New J. Phys.* **21**, 095003 (2019).
- [26] Y. Yang, J. W. Rao, Y. S. Gui, B. M. Yao, W. Lu, and C.-M. Hu, Control of the Magnon-Photon Level Attraction in a Planar Cavity, *Phys. Rev. Appl.* **11**, 054023 (2019).
- [27] B. Bhoi, B. Kim, S.-H. Jang, J. Kim, J. Yang, Y.-J. Cho, and S.-K. Kim, Abnormal anticrossing effect in photon-magnon coupling, *Phys. Rev. B* **99**, 134426 (2019).
- [28] A. G. Gurevich and G. A. Melkov, *Magnetization Oscillations and Waves* (CRC Press, Boca Raton, FL, 1996).
- [29] B. M. Yao, T. Yu, Y. S. Gui, J. W. Rao, Y. T. Zhao, W. Lu, and C.-M. Hu, Coherent control of magnon radiative damping with local photon states, *Commun. Phys.* **2**, 161 (2019).
- [30] Y. Tabuchi, S. Ishino, T. Ishikawa, R. Yamazaki, K. Usami, and Y. Nakamura, Hybridizing Ferromagnetic Magnons and Microwave Photons in the Quantum Limit, *Phys. Rev. Lett.* **113**, 083603 (2014).
- [31] X. Zhang, C.-L. Zou, N. Zhu, F. Marquardt, L. Jiang, and H. X. Tang, Magnon dark modes and gradient memory, *Nat. Commun.* **6**, 8914 (2015).
- [32] A. Rauschenbeutel, P. Bertet, S. Osnaghi, G. Nogues, M. Brune, J. M. Raimond, and S. Haroche, Controlled entanglement of two field modes in a cavity quantum electrodynamics experiment, *Phys. Rev. A* **64**, 050301(R) (2001).
- [33] B. M. Yao, Y. S. Gui, Y. Xiao, H. Guo, X. S. Chen, W. Lu, C. L. Chien, and C.-M. Hu, Theory and experiment on cavity magnon-polariton in the one-dimensional configuration, *Phys. Rev. B* **92**, 184407 (2015).
- [34] B. M. Yao, Y. S. Gui, M. Worden, T. Hegmann, M. Xing, X. S. Chen, W. Lu, Y. Wroczynskij, J. van Lierop, and C.-M. Hu, Quantifying the complex permittivity and permeability of magnetic nanoparticles, *Appl. Phys. Lett.* **106**, 142406 (2015).
- [35] U. Fano, Effects of configuration interaction on intensities and phase shifts, *Phys. Rev.* **124**, 1866 (1961).
- [36] G. D. Mahan, *Many Particle Physics* (Plenum, New York, 1990).
- [37] See Supplemental Material at <http://link.aps.org/supplemental/10.1103/PhysRevB.100.214426> for magnon and cavity damping characterization, the dependence of coupling strength on microwave polarization as well as the derivation on the effective coupling strength, which includes Refs. [38,39].
- [38] Y. S. Gui, A. Wirthmann, and C.-M. Hu, Foldover ferromagnetic resonance and damping in permalloy microstrips, *Phys. Rev. B* **80**, 184422 (2009).
- [39] X. Zhang, C.-L. Zou, L. Jiang, and H. X. Tang, Strongly Coupled Magnons and Cavity Microwave Photons, *Phys. Rev. Lett.* **113**, 156401 (2014).
- [40] A. A. Clerk, M. H. Devoret, S. M. Girvin, F. Marquardt, and R. J. Schoelkopf, Introduction to quantum noise, mea-

- surement, and amplification, *Rev. Mod. Phys.* **82**, 1155 (2010).
- [41] M. Harder, Y. Gui, and C.-M. Hu, Electrical detection of magnetization dynamics via spin rectification effects, *Phys. Rep.* **661**, 1 (2016).
- [42] L. Bai, K. Blanchette, M. Harder, Y. P. Chen, X. Fan, J. Q. Xiao, and C.-M. Hu, Control of the magnon-photon coupling, *IEEE Trans. Magn.* **52**, 1000107 (2016).
- [43] M. Harder, L. Bai, C. Match, J. Sirker, and C.-M. Hu, Study of the cavity-magnon-polariton transmission line shape, *Sci. China Phys. Mech. Astron.* **59**, 117511 (2016).
- [44] Y. S. Gui, A. Wirthmann, N. Mecking, and C.-M. Hu, Direct measurement of nonlinear ferromagnetic damping via the intrinsic foldover effect, *Phys. Rev. B* **80**, 060402(R) (2009).