

## Enantioselective synthesis of cyanohydrins catalysed by hydroxynitrile lyases – a review

Bracco Garcia, Paula; Busch, Hanna; von Langermann, J.; Hanefeld, Ulf

**DOI**

[10.1039/C6OB00934D](https://doi.org/10.1039/C6OB00934D)

**Publication date**

2016

**Document Version**

Final published version

**Published in**

Organic & Biomolecular Chemistry

**Citation (APA)**

Bracco Garcia, P., Busch, H., von Langermann, J., & Hanefeld, U. (2016). Enantioselective synthesis of cyanohydrins catalysed by hydroxynitrile lyases – a review. *Organic & Biomolecular Chemistry*. <https://doi.org/10.1039/C6OB00934D>

**Important note**

To cite this publication, please use the final published version (if applicable). Please check the document version above.

**Copyright**


Other than for strictly personal use, it is not permitted to download, forward or distribute the text or part of it, without the consent of the author(s) and/or copyright holder(s), unless the work is under an open content license such as Creative Commons.

**Takedown policy**


Please contact us and provide details if you believe this document breaches copyrights. We will remove access to the work immediately and investigate your claim.

# Organic & Biomolecular Chemistry

Accepted Manuscript



This article can be cited before page numbers have been issued, to do this please use: P. Bracco, H. Busch, J. van Langermann and U. Hanefeld, *Org. Biomol. Chem.*, 2016, DOI: 10.1039/C6OB00934D.



This is an *Accepted Manuscript*, which has been through the Royal Society of Chemistry peer review process and has been accepted for publication.

*Accepted Manuscripts* are published online shortly after acceptance, before technical editing, formatting and proof reading. Using this free service, authors can make their results available to the community, in citable form, before we publish the edited article. We will replace this *Accepted Manuscript* with the edited and formatted *Advance Article* as soon as it is available.

You can find more information about *Accepted Manuscripts* in the [Information for Authors](#).

Please note that technical editing may introduce minor changes to the text and/or graphics, which may alter content. The journal's standard [Terms & Conditions](#) and the [Ethical guidelines](#) still apply. In no event shall the Royal Society of Chemistry be held responsible for any errors or omissions in this *Accepted Manuscript* or any consequences arising from the use of any information it contains.



## Journal Name

## ARTICLE

## Enantioselective synthesis of cyanohydrins catalysed by hydroxynitrile lyases – a review

Paula Bracco,<sup>a†</sup> Hanna Busch,<sup>a†</sup> Jan von Langermann<sup>b</sup> and Ulf Hanefeld<sup>\*a</sup>

Received 00th January 20xx,  
Accepted 00th January 20xx

DOI: 10.1039/x0xx00000x

www.rsc.org/

The first enantioselective synthesis was the selective addition of cyanide to benzaldehyde catalysed by a hydroxynitrile lyase (HNL). Since then these enzymes have developed into a reliable tool in organic synthesis. HNLs to prepare either the (*R*)- or the (*S*)-enantiomer of the desired cyanohydrin are available and a wide variety of reaction conditions can be applied. As a result of this, numerous applications of these enzymes in organic synthesis have been described. Here the examples of the last decade are summarised, the enzyme catalysed step is discussed and the follow-up chemistry is shown. This proves HNLs to be part of main stream organic synthesis. Additionally the newest approaches via immobilisation and reaction engineering are introduced.

### 1. Introduction

Enantiopure cyanohydrins are valuable and versatile building blocks in organic chemistry. With their two functional groups they are readily converted to yield  $\alpha$ -hydroxy aldehydes or ketones,  $\beta$ -amino alcohols or  $\alpha$ -fluorocyanides and many other compounds. They are therefore of central importance both for the synthesis of fine and bulk chemicals.<sup>1</sup> Consequently they are a mainstay in academic and industrial research.

The synthesis of enantiopure cyanohydrins is performed by the addition of nucleophilic cyanide to a prochiral carbonyl compound catalysed by a chiral catalyst that induces the enantioselective addition.<sup>2</sup> The cyanide can either come from inorganic sources (*i.e.* KCN) or be released *in situ* from organic compounds, for instance acetone cyanohydrin. A broad range of chemical and enzymatic catalytic systems has been developed and extensively reviewed over the years.<sup>2–7</sup> Out of all the different systems the (*R*)- and (*S*)-selective hydroxynitrile lyases (HNLs, in the older literature also known as oxynitrilases) are the catalysts of choice. This is exemplified by their well-established industrial application.<sup>7–9</sup> Hydroxynitrile lyases (EC 4.1.2.X, X=10,11,46,47) belong to the group of C-C lyases and are typically found in plants, but recent

investigations also revealed the presence of HNLs in bacteria and arthropods.<sup>10–15</sup>

Already in 1837 the founding fathers of organic chemistry Wöhler and Liebig described an HNL catalysed reaction. They reported the emulsion (an extract of bitter almonds) catalysed generation of HCN – by decomposition of a cyanohydrin.<sup>16</sup> In 1908 Rosenthaler performed the reverse reaction. In the first enantioselective synthesis ever he prepared optically pure mandelonitrile. This emulsion-catalysed enantioselective addition of HCN to benzaldehyde is a milestone in both organic chemistry and catalysis.<sup>17</sup>

Today HNLs are part of organic text book chemistry and the disconnection approach.<sup>18,19</sup> Compared to chemical approaches, they are straightforward to use, in aqueous media or water saturated organic solvents without inert gas atmosphere. They offer high reaction rates, excellent enantioselectivities for either (*R*)- or (*S*)-stereoisomers while using environmentally benign reaction conditions. A stern warning on the hazards of HCN has to be added at this place. HCN is volatile, can be adsorbed through the skin and is toxic. All procedures involving hydrogen cyanide should therefore be performed in a well-ventilated fume hood equipped with a HCN detector. HCN-containing waste should be neutralised with commercial bleach and stored independently over a large excess of bleach for disposal. Therefore *in situ* release, as described above, should be applied and immediate treatment of the reaction waste is essential.<sup>4,51</sup> Industrially the handling of such toxic compounds and in particular of HCN is no problem and consequently HNLs are the catalyst of choice in industry.<sup>7–9,15,20–22</sup> Various reviews concentrate on all aspects of catalyst preparation, modification and mechanism, including the enantioselectivity and its modification in HNLs<sup>4,6</sup>; similar

<sup>a</sup> Gebouw voor Scheikunde, Biokatalyse, Afdeling Biotechnologie, Technische Universiteit Delft, Julianalaan 136, 2628BL Delft, The Netherlands. E-mail: u.hanefeld@tudelft.nl

<sup>b</sup> Institute of Chemistry, University of Rostock, Albert-Einstein-Str. 3a, 18059 Rostock, Germany.

<sup>†</sup> Both authors have contributed equally, therefore the names are in alphabetic order.



reviews exist for chemical catalysts.<sup>2,4,5,23,24</sup> While HNL immobilisation for reaction engineering has recently been reviewed,<sup>7</sup> we herein introduce the asymmetric synthesis catalysed by HNLs and the essential background information for their successful application.

The nucleophilic attack of the cyanide on the carbonyl is a base-catalysed equilibrium reaction whereby the equilibrium strongly depends on the substrate structure. This reaction is not stereoselective.<sup>25</sup> It needs to be suppressed in order to ensure that only the enantioselective, HNL-catalysed reaction takes place. By lowering the pH below 5 this can typically be achieved but also lower temperatures can help.<sup>26</sup> When using aldehydes as substrates, the equilibrium in general lies on the product side while ketones often show a more unfavourable balance due to their higher steric demand.<sup>7,9</sup> A change in the thermodynamic reaction conditions, *i.e.* an excess of HCN, *in situ* product removal or lower temperature can influence the yield positively.<sup>5,7,26–33</sup> In this context the improvement in yield by switching from a mono-phasic to a bi-phasic reaction system should be mentioned. The mono-phasic reaction medium in HNL-catalysed reactions is an aqueous buffer solution which allows two parameters to be optimised, pH and temperature.<sup>34</sup> Adding water-miscible organic solvents to increase substrate concentrations tends to destabilise the enzyme.<sup>35</sup> A powerful tool in the optimisation process is the use of water-immiscible solvents in an organic-aqueous bi-phasic system. Here, the enzyme catalysed reaction takes place in the aqueous phase while substrate and product are in the water-immiscible organic solvent where no chemical background reaction occurs. As a result, product separation as well as recycling of the enzyme in the aqueous phase is simplified. Next to that, low substrate and product concentrations in the aqueous phase reduce the probability of inhibitory effects. To take this to the extreme the HNLs can often be used in wet organic solvents, however, then enzyme recycling can be more difficult.<sup>7,26</sup> This will be discussed in detail in section 3 of this review.

Overall, for the asymmetric synthesis of cyanohydrins, (*S*)- and (*R*)-selective hydroxynitrile lyases are readily available, straightforward to use and standard in textbooks as well as in industry. The cyanohydrins synthesised with their help offer a broad range of possible follow-up reactions to give a wide spectrum of products. We herein review recent examples of syntheses which are based on the formation of chiral cyanohydrins as key step (Scheme 1).

[place scheme 1]

## 2. Applications

### 2.1 (Imino)sugars

Utilising the straightforward HNL in buffer saturated solvent (low pH buffer) system the synthesis of eight 1-deoxyojirimycin isomers was developed.<sup>36</sup> (*R*)-Selective

*Prunus amygdalus* HNL (*Pa*HNL, almond), the enzyme that Wöhler and Liebig had already used, catalysed the cyanide addition with *ee*=99%. Protection, followed by a one-pot DIBAL-H/transamination/NaBH<sub>4</sub> reduction sequence using (*S*)-benzyloxyvinylglycinol in the transamination step and immediate *N'*-Boc protection gave the starting material for ring-closing metathesis with the *trans*-substituted ring as product **4** (Scheme 2). Switching to (*R*)-benzyloxyvinylglycinol and following the same protocol resulted in the *cis*-substituted heterocycles. Based on the selective 3,4-*cis*-Upjohn-dihydroxylation of precursor **4** followed by multi-step synthesis yielded deoxyojirimycin. The *trans*-isomer led to the four isomers *D-alto*- (**5**), *D-galacto*- (**6**), *D-allo*- and *D-talo*-1-deoxyojirimycin while the *cis*-substituted intermediate led to the respective L-series.<sup>37,38</sup>

[place scheme 2]

The *de novo* synthesis of *D*- and *L*-pentoses was achieved with (*S*)-selective *Hevea brasiliensis* hydroxynitrile lyase (*Hb*HNL, Brazilian rubber tree) and (*Z*)-2-buten-1,4-diol (**7**) as starting material.<sup>39</sup> Here bi-phasic reaction conditions at 0°C with a low pH in the aqueous layer were chosen. To ensure high rates and optimal phase transfer the reaction was performed in an emulsion of the two layers. By varying the protecting groups (PG, **8**, Scheme 3) the *ee* could be enhanced up to 92%. Once the cyanohydrin was formed, the bulky TBDPS-protection group was strategically used to enhance the directing effect of the chiral centre in the asymmetric dihydroxylation. In addition to lower cytotoxicity and higher stability, these non-natural compounds **11** are of high importance since they can exhibit even higher antiviral activity than their *D*-counterparts **12** when incorporated into nucleosides analogues.

[place scheme 3]

In the *de novo* synthesis of non-natural nucleosides, deoxysugars were prepared based on an oxidation-hydrocyanation protocol leading to enantiopure, protected cyanohydrins.<sup>40</sup> The mild oxidation of primary alcohols **13** with TEMPO and PhI(OAc)<sub>2</sub> gave  $\beta,\gamma$ -unsaturated aldehydes without isomerisation of the double bond (Scheme 4.A). Subsequent hydrocyanation with either (*S*)-selective *Hb*HNL or (*R*)-selective *Pa*HNL yielded  $\gamma,\delta$ -unsaturated cyanohydrins **14** which were afterwards protected. Again a bi-phasic strategy with an emulsion and low pH was applied. 3'-deoxyribolactones are known to be suitable precursors for 3'-deoxyribose, an important building block in the synthesis of pharmaceutically interesting nucleosides. Treating (*R*)-**14** with Oxone<sup>®</sup> led to the diastereomeric mixture of epoxide **15**. Subsequent separation of diastereomers *via* column chromatography and hydrolysis-induced lactonisation resulted in formation of 5'-chloro-methyl lactones (**16** and **17**) instead of desired 3'-deoxyribolactones due to an attack of the chloride to the primary carbon center (C1). This induced the retention of the C2 stereocenter. To prove the applicability of the follow-up chemistry it was also



applied to racemic cyanohydrin **19**, generated from dec-3-ynal (**18**) and TBSCN (Scheme 4.B). Subsequent hydrogenation of the triple bond with Lindlar catalyst to yield the respective (*Z*)-alkene followed by epoxidation with Oxone<sup>®</sup> resulted in a 1:1 diastereomeric mixture. Final hydrolysis-induced lactonisation gave a 1:5:6:1 mixture of desired 3'-deoxyribolactones stereoisomers **20** in moderate yields.<sup>41</sup>

[place scheme 4.A.B]

Acetone cyanohydrin was used as a cyanide source for (*R*)-*Pa*HNL in the chemo-enzymatic synthesis of *D*- and *L*-(2-cyano-2-hydroxy/acetoxymannosides (**23**, **24**). This synthesis involves also lipase PS-D as second enzyme for diastereomeric kinetic resolution by acylation.<sup>42</sup> *Pa*HNL releases HCN from acetone cyanohydrin and later catalyses its addition *via* an enantioselective transcyanation with *D*- and *L*-mannosylaldehydes (**21**, Scheme 5) in a bi-phasic system. Unfortunately, only racemic cyanohydrins **22** were obtained. Experiments with and without HNL at different water contents and low pHs, revealed the enzyme to be the main reason for the unselective cyanide addition. The unselective cyanide generation and addition catalysed by *Pa*HNL was now performed in buffer saturated toluene. This allowed the combination with an enantioselective lipase for an interesting synthetic two-step method for the production of four mannosides from their respective *D*- and *L*- aldehydes. Extending this research, the modification of monosaccharides at position C-6 were studied.<sup>43</sup> HNLs are overall very versatile catalysts, but as this example shows, other catalysts are occasionally a better choice to induce chirality.

[place scheme 5]

To take this even further, when starting from highly functionalised and protected sugars **25** the stereocentres present can already suffice to induce the stereochemistry of the cyanohydrin **26**. Straightforward base-catalysis allowed the preparation of modified nucleosides **27** (Scheme 6).<sup>44</sup>

[place scheme 6]

## 2.2 *N'*-containing heterocycles

Various synthesis routes to obtain *N'*-containing heterocycles like *trans*-2,3-disubstituted aziridines **32**, *cis*- and *trans*-2,5-disubstituted morpholines **35** and functionalised 4-hydroxy-2-pyrrolines **38** have been described. All of them are based on the stereoselective cyanohydrin **29** formation catalysed by (*R*)- or (*S*)-selective HNLs as key step. In all cases a bi-phasic procedure was used, with the HNL in the aqueous layer at a low pH to avoid the racemic, chemical background reaction and an organic layer to enable high substrate loading. Immediate protection of the cyanohydrins prevented degradation to the respective aldehydes.<sup>45-47</sup>

Aziridines are known to be highly reactive and they occur in a number of natural products which show antibiotic and antitumor activity due to their ability to cross-link DNA. *Trans*-2,3-disubstituted aziridines **32** (Scheme 7) were obtained in a five-step procedure *via* the formation of *anti*-amino alcohols **30** using a one-pot Grignard addition-reduction sequence. Subsequent Cu(II)-catalysed diazotransfer led to the formation of *anti*-azido alcohols **31** which were converted to *trans*-aziridines **32** by a triphenylphosphine-mediated reductive cyclisation in good yields and excellent enantioselectivities.<sup>45</sup>

Substituted morpholines have been shown to be valuable in the production of both therapeutical compounds and agrochemical fungicides and bactericides. A high yielding synthesis route to *cis*- and *trans*-2,5-disubstituted morpholines **35** with excellent diastereoselectivities was therefore developed. In a one-pot reduction-transimination-reduction sequence the cyanohydrin was treated with amino esters to obtain substituted amino esters. Reduction of the ester resulted in the formation of amino alcohols **33**. Tosylation of primary alcohol and secondary amine followed by selective deprotection of the secondary alcohol led to cyclisation precursor **34**. Subsequent treatment with NaH induced the cyclisation. Depending on the protection and activation strategy a wide range of enantiopure morpholines **35** was generated.<sup>46</sup>

Encouraged by these results, an elegant procedure combining HNL and gold (NaAuCl<sub>4</sub>·2H<sub>2</sub>O) catalysis to synthesise functionalised 4-hydroxy-2-pyrrolines **38** was developed. These compounds are known to occur in biologically active and pharmaceutically interesting compounds. Formylating terminal alkynes with DMF gave  $\alpha,\beta$ -acetylenic aldehydes used as substrates in the enzymatic hydrocyanation. Both *Pa*HNL and *Hb*HNL were employed at low temperature; thus (*R*)- and (*S*)-enantiomer could be obtained. Subsequent protection and one-pot Grignard addition-Zn(BH<sub>4</sub>)<sub>2</sub> reduction sequence resulted in acetylene-containing amino alcohols **36**. A 5-*endo*-dig gold-catalysed cyclisation gave aryl-substituted 4-hydroxy-2-pyrrolines **38** in reasonable yields and good diastereomeric ratios.<sup>47</sup>

[place scheme 7]

Also enantiomerically pure tetrahydroisoquinolines **43**, often occurring natural motifs, can be prepared by combining HNL and gold-catalysed reactions (Scheme 8). Based on earlier investigations that demonstrated that furylic substrates can be converted by *Hb*HNL and *Pa*HNL, *i.e.* into the (*R*)- and the (*S*)-enantiomer, a furfural derivative **39** was utilised.<sup>48</sup> It is noteworthy to mention that due to the CIP nomenclature system the (*R*)-HNL gives the (*S*)-product and *vice versa* as the furan oxygen has a higher priority than the nitrile nitrogen atom. The reaction was again performed in a bi-phasic mixture with *Pa*HNL. Protection of the hydroxyl function **40**, selective reduction with DIBAL-H to amines **41**, tosylation and subsequent propargylation resulted in enantiomerically pure alkynes **42**. The [(Ph<sub>3</sub>PAu)<sub>2</sub>Cl]BF<sub>4</sub>-catalysed cycloisomerisation



## ARTICLE

## Journal Name

completed the route to give hydroxytetrahydroisoquinolines **43** in good to excellent yields and enantioselectivities.<sup>49</sup>

[place scheme 8]

### 2.3 Lactones

The HNL-catalysed synthesis of (*R*)-pantholactone (**46**), a precursor in the vitamin B<sub>5</sub> production, has the potential to be applied industrially (Scheme 9).<sup>32</sup> Conversion of hydroxypivalaldehyde (**44**) followed by a hydrolytic ringclosure gave (*R*)-pantholactone (**46**) in quantitative yield with excellent enantioselectivity. A problem in this reaction was that even at a low pH value of 4 the racemic cyanide addition takes place. By applying site-saturation mutagenesis a highly stable and active mutant (V317A) of (*R*)-selective *Pa*HNL5 was developed. This allowed to perform the reaction at pH 2.5, completely suppressing the “base”-catalysed side reaction. In an aqueous mono-phasic system an excellent yield and *ee*=99% were obtained. This system is so far rated as most efficient biocatalyst in the vitamin B<sub>5</sub> synthesis route.<sup>32</sup>

[place scheme 9]

$\alpha$ -Methylene- $\gamma$ -butyrolactones **50** are widely spread in biologically active natural products and additionally serve as versatile building blocks in organic chemistry. An organocatalysed one-pot allylic-alkylation-cyclisation reaction to obtain them with various substituents at the  $\beta$ - and  $\gamma$ -position was recently described.<sup>50</sup> Adding THP-protected cyanohydrin **48** to Morita-Baylis-Hillman (MBH) adduct **49** with catalytic amounts of 1,8-diazabicyclo[5.4.0]undec-7-ene in DCM followed by the addition of TFA resulted in the formation of  $\alpha$ -methylene- $\gamma$ -butyrolactones in good yields (Scheme 10). The synthetic potential of **50** was proven by follow-up reactions leading to *i.e.* the respective amides **51** or  $\alpha,\beta$ -unsaturated- $\gamma$ -butyrolactones **52**. This synthesis was performed with racemic THP protected cyanohydrins. Very efficient HNL catalysed preparations of both (*R*)- and (*S*)- cyanohydrins, protected either under acidic or basic conditions with a several different protection groups, have already been described. This included THP ethers. In all cases the HNL was employed in wet organic solvents that could be replaced by dry solvents of choice without work-up before the protection step.<sup>51,52</sup> This strategy allows to place the above described synthesis on a chiral footing. An example is the total chemo-enzymatic synthesis of (-)-ephedrine, using benzaldehyde and immobilized *Pa*HNL, yielding the desired product with moderate yield and excellent enantioselectivity.<sup>52</sup>

[place scheme 10]

### 2.4 Suzuki coupling

The complete stereoinversion of a protected, chiral cyanohydrin was recently presented.<sup>53</sup> The stereospecific

Suzuki cross-coupling of alkyl  $\alpha$ -cyanohydrin triflates **53** with a range of aryl and alkenyl boronic acids **54** was achieved, using mild reaction conditions with moderate to excellent yields and excellent enantioselectivities. Triflate **53** has been synthesised chemically with a Lewis base-Lewis acid based approach using TMSCN followed by a basic protection with TfO<sub>2</sub> (Scheme 11), but is equally accessible *via* HNL-catalysis.<sup>51,54</sup> As both the transmetalation and reductive elimination proceed with retention, the coupling takes place with complete inversion of configuration induced by the oxidative addition of the triflate protected cyanohydrin **53** to the Pd.<sup>53</sup>

[place scheme 11]

### 2.5 Total syntheses

The (*S*)-*Hb*HNL enabled the total synthesis of (+)-febrifugine (**61**) and analogues.<sup>55</sup> The desired compound, known for its powerful antimalarial activity, was obtained with an overall yield of 2.5% over 15 chemoenzymatic steps, including the formation of a lactam intermediate **58** from the enantiopure cyanohydrin **57** applying *N*-acyliminium ion chemistry (Scheme 12). The HNL catalysed step was performed in a bi-phasic system and was scaled successfully to 25g. Additionally, a second purely chemical synthetic strategy with only 10 steps and improved overall yield (32%) was developed. However the limited access to the starting material and fewer possibilities of the latter for the synthesis of analogues makes the chemoenzymatic route significantly more attractive. The first strategy to form *N*-acyliminium ions based on functionalised cyclic *N,N*-acetals was presented as a key transformation in the total synthesis of (+)-epiquinamide (**62**), involving the same key chemoenzymatic steps (Scheme 12).<sup>56</sup> Applying the (*R*)-selective *Pa*HNL the opposite enantiomer could be synthesised in excellent yield and enantioselectivity (95%, 95% *ee*), however when scaling up to 25g the enantiomeric excess was significantly reduced.

Another (*R*)-selective HNL (*Prunus communis* L. var. *dulcis* Borkh) from kernels of *Badamu* (almond from Xingjiang) was used in the total chemoenzymatic synthesis of broad spectrum antibiotics from the chloramphenicol family, thiamphenicol (**65**) and florphenicol (**66**) (Scheme 13).<sup>57</sup> The latter possesses considerably lower side effects and 10 times higher bacterial potency than **65**. The key step, the formation of enantiopure 4-methylsulfanyl-mandelonitrile intermediate **64**, was performed in wet organic solvent. This allowed a high substrate loading and a straightforward work-up; the insoluble enzyme was removed by filtration. Overall **65** and **66** were synthesised with excellent enantiomeric excess and yields of 26% and 18%, respectively.

[place scheme 12]

[place scheme 13]



Several chemoenzymatic approaches for the asymmetric total synthesis of nonenolides (also known as decanolides), naturally occurring compounds in fungi, were catalysed by (*R*)-selective *Prunus armeniaca* HNL (*ParsHNL*), isolated from an apricot species. All reactions performed with this HNL were bi-phasic in an emulsion to ensure that mass transfer could not limit the rate of reaction.<sup>58–61</sup> Scheme 14.A shows the use of aliphatic short chain aldehydes as starting materials to obtain the respective enantiopure (*R*)-cyanohydrins **68a-b**.<sup>61</sup> Subsequent reduction of the nitrile with DIBAL-H yields the respective aldehyde intermediates **69a-b**, accomplishing after 12 and 15 steps the total synthesis of stagonolide-B (**70**), (*Z*)-cytospolide E (**71**) and D (**72**) respectively, including ring-closing metathesis (Scheme 14.A).<sup>58,59</sup>

Utilising the same chemoenzymatic approach with *ParsHNL* described above, several well-known antidepressants from the serotonin-specific reuptake inhibitor (SSRI) and serotonin-norepinephrine reuptake inhibitor (SNRI) classes, including the block buster fluoxetine (US\$350 million a year), atomoxetine, nisoxetine and duloxetine have also been synthesised (Scheme 14.B).<sup>60</sup> After DIBAL reduction of the enantiopure cyanohydrin, Wittig olefination, and hydroboration, standard transformation including the final Mitsunobu reaction with the relevant phenol yielded **75**, **76**, **77** with 23, 25 and 24 % overall yields, respectively. For the synthesis of (*R*)-duloxetine a similar reaction scheme was applied, starting from (*S*)-2-hydroxy-2-(thiophen-2-yl)acetonitrile (**73b**).

Venlafaxine is an antidepressant where both enantiomers have a role in its activity. The (+)-enantiomer belongs to the SSRIs and the (-)-enantiomer to the SNRIs. In the chemoenzymatic synthesis of venlafaxine and several derivatives, cyclohexanone (**78a**), a rather hindered ketone, was used as substrate. (*S*)-*HbHNL* was employed as catalyst in a bi-phasic approach, again an emulsion. Only one diastereomer was formed by the *syn*-addition of the CN group (Scheme 14.C).<sup>62</sup> Protection of the hydroxyl group **79** with ethoxymethyl chloride (EOM-Cl), followed by Grignard, Wittig reaction and hydroboration yielded a racemic alcohol. In another biocatalytic step, the lipase-catalysed kinetic resolution finally yielded both diastereomers **81a-b** in pure form (Scheme 14.C).

[place scheme 14]

In a new strategy for the synthesis of polyketides based on the *ortho*-diphenylphosphino benzoate-directed (*o*-DPPB) allylic substitution chiral alcohols were needed.<sup>63</sup> The key enantiomerically pure allylic *o*-DPPB ester **85** or **86** was obtained in five steps (Scheme 15). HNL catalysed addition of cyanide to crotonaldehyde (**83**) and subsequent Pinner reaction of the nitrile group, then reduction of the newly generated ester **84** and protection of the resulting primary alcohol allowed the introduction of the *o*-DPPB group on the secondary alcohol. (*R*)-selective *PaHNL* induced the desired stereochemistry, buffer saturated organic solvents were used to achieve high substrate loading. The *o*-DPPB ester served as building block for iterative propionate insertion occurring with

complete control of chemo-, regio-, and stereochemistry. The mentioned approach was applied in the syntheses of several polyketide precursors **87** and **88** as well as in the total syntheses of natural **89** and unnatural **90** isomers of tribolure, known as aggregation pheromones of the red flour beetle (Scheme 15).<sup>63</sup> Using the same strategy, later the total synthesis of another aggregation pheromone used for plant protection, (+)-vittatalactone (**91**, Scheme 15) was reported in 11 steps with total yield of 18%.<sup>64</sup>

[place scheme 15]

### 3. Enzyme immobilisation

In addition to the traditional use of soluble HNLs in bi-phasic reaction media, immobilisation of HNLs is a frequently used powerful technique for the efficient synthesis of enantiopure cyanohydrins. In general the technique is categorised into non-covalent immobilisation on a carrier, covalent immobilisation on solid surfaces and encapsulation within an inorganic or polymer matrix (Figure 1).<sup>7,9</sup>

[place Figure 1]

Typically an efficient use of immobilised HNLs is mainly obtained by the use of buffer/water-saturated solvents such as methyl *tert*-butyl ether, diisopropylether or hydrocarbons as the reaction medium with a dispersed immobilised biocatalyst.<sup>9</sup> These organic solvent systems allow very high substrate solubility within the liquid phase and also efficiently suppress the undesired non-selective addition of cyanide to the carbonyl compound.<sup>26</sup> For this purpose numerous systems of covalent and non-covalent immobilisation concepts of HNLs were investigated in the past, which were also recently reviewed in detail.<sup>7</sup>

A special case hereof, the immobilisation of hydroxynitrile lyases as crossed-linked enzymes aggregates (CLEAs), without the need for any solid carrier, was introduced. Here physical aggregates of precipitated proteins are formed, which are later cross-linked by bi-functional reagents such as glutaraldehyde.<sup>65</sup> Within the resulting cross-linked aggregates the enzymes maintain their catalytic structure, but are basically rendered insoluble in various solvents due to the huge increase in size. Further modifications thereof have also been described.<sup>51,66–70</sup>

As an example, *HbHNL*-CLEA facilitates the synthesis of (*S*)-mandelonitrile with >95% conversion and >97% enantiomeric excess at very high substrate loadings in buffer-saturated solvents, as mentioned above.<sup>51</sup> Within the CLEAs structurally relevant water molecules remain present, which explains the excellent activity in such solvent systems.<sup>71</sup> Furthermore, HNLs can also be co-immobilised with other enzymes as a combi-CLEA-preparation, which can be used in single step bi-enzymatic cascade reactions for the synthesis of enantiopure



$\alpha$ -hydroxycarboxylic acids and corresponding amides (using a nitrile hydratase).<sup>72</sup> Even catalytically active triple-CLEA-preparations were reported involving a HNL, a nitrilase, and an amidase in a one-pot cascade reaction from benzaldehyde (**92**) to (*S*)-mandelic acid (**95**) at excellent conversion and enantiomeric excess (Scheme 16).<sup>73</sup>

[place scheme 16]

Recently a related but rather counter-intuitive approach to immobilise AtHNL without the need for a solid support was reported. By fusion of a coiled-coil domain to AtHNL catalytically active inclusion bodies were formed. This insoluble enzyme preparation shows an improved stability at low pH, which is a weak point of the native form of *Arabidopsis thaliana* hydroxynitrile lyase (AtHNL). This strategy facilitated the synthesis of (*R*)-mandelonitrile with excellent enantiomeric excess in a buffer saturated solvent system. Furthermore, the fused protein was recycled multiple times without any noticeable loss of enzymatic activity and enantioselectivity.<sup>74</sup>

A powerful alternative to covalent immobilisation or the direct use of insoluble protein-approaches is the encapsulation of HNLs into inorganic or organic materials, such as sol gels or silicone. Here the enzyme is physically entrapped in the dense network and a potential harmful chemical bond formation to the solid matrix is not required. HbHNL was encapsulated in a sol-gel matrix by gelation of a precursor (sol) with a subsequent aging of the sol-gel, and eventually ground into a fine powder.<sup>75</sup> The catalytic material obtained was successfully used for the synthesis of aliphatic and aromatic cyanohydrins with high conversion and enantiomeric excesses of up to 99%. Recycling of the sol gel was successfully performed up to 4 cycles and was also applied, albeit less successfully, to AtHNL.<sup>76</sup>

The encapsulation of MeHNL into silicone-based spheres, which contained aqueous enzyme solution inclusions in a polymer matrix, proved more successful.<sup>77</sup> Here, the biocatalyst remains in solution, while the silicone precursor polymerises and thus cures around the aqueous droplets. The resulting polymer preparation was subsequently dispersed in diisopropylether with the dissolved substrates and was afterwards easily removed by filtration. Again the undesired spontaneous formation of racemic cyanohydrin was efficiently suppressed due to the absence of a large continuous aqueous phase. This efficient immobilisation by inclusion was also scaled-up for the synthesis of various mandelonitrile derivatives at multi-gram scale. Subsequent saponification gave the corresponding mandelic acid derivatives with high chemical purity and enantiomeric excess.

Recently a very interesting flow chemistry concept was successfully introduced with immobilised AtHNL. This facilitated the continuous synthesis of protected (*R*)-cyanohydrins (Scheme 17).<sup>78</sup> Immobilised CalB (*Candida antarctica* lipase B as Novozym 435) starts the orthogonal biocatalytic reaction sequence by cleaving ethyl cyanofornate (**96**) and thus releasing hydrogen cyanide, greatly improving laboratory safety. Subsequently benzaldehyde (**92**) was

introduced, and the mixture flows to the second biotransformation step. Immobilised AtHNL catalyses the formation of the desired enantiopure cyanohydrin (**97**). This relatively unstable compound was afterwards chemically protected by a classical acylation with acetic anhydride and pyridine, forming the desired, stable *O*-acetylcyanohydrin (**98**). The reaction concept was also successfully used for a series of other aromatic substrates with high conversions and enantiomeric excesses. Similar approaches were reported combining classical bi-phasic reaction systems with the flow chemistry concept.<sup>79,80</sup> However, these reaction systems require an additional separator, which is not required with an immobilised HNL.

[place scheme 17]

#### 4. Conclusions & Outlook

The HNL catalysed enantioselective synthesis of cyanohydrins is a well-established technique that is a key step in many syntheses. Purely aqueous, bi-phasic and wet organic solvent systems are all used with great success, giving the chemist ample room to find suitable reaction conditions for the envisaged synthesis, as exemplified in this review.

The challenges for the future lie in the efficient engineering of the reaction to enable even more straightforward applications of these versatile enzymes in organic chemistry. Here immobilisation in combination with smart flow-through systems open entirely new routes for synthesis. As demonstrated in Scheme 17 a plug and play approach for organic chemistry, including enantioselective HNLs, is the next stage of development.

#### Acknowledgements

Generous funding to P.B. (BE-BASIC; grant number FES-0905) and H.B. (STW; grant number 14170) is acknowledged. J.v.L. kindly thanks the German Federal Ministry of Education and Research (BMBF – Bundesministerium für Bildung und Forschung) (project number 031A123).

#### References

- 1 M. Gruber-Khadjawi, M. H. Fechter and H. Griengl, in *Enzyme Catalysis in Organic Synthesis*, eds. K. Drauz, H. Gröger and O. May, Wiley-VCH Verlag GmbH & Co. KGaA, 2012, pp. 947–990.
- 2 M. North, D. L. Usanov and C. Young, *Chem. Rev.*, 2008, **108**, 5146–5226.
- 3 M. Brovotto, D. Gamenara, P. Saenz Méndez and G. A. Seoane, *Chem. Rev.*, 2011, **111**, 4346–4403.
- 4 K. Steiner, A. Glieder and Gruber-Khadjawi, in *Science of Synthesis: Biocatalysis in Organic Synthesis, Volume 2*, Georg Thieme Verlag, 2015, pp. 1–30.
- 5 J. Holt and U. Hanefeld, *Curr. Org. Synth.*, 2009, **6**, 15–37.
- 6 M. Dadashipour and Y. Asano, *ACS Catal.*, 2011, **1**, 1121–1149.





- 7 U. Hanefeld, *Chem. Soc. Rev.*, 2013, **42**, 6308–6568.
- 8 D. J. Ager and O. May, *Spec. Chem. Mag.*, 2008, **28**, 30–32.
- 9 E. Lanfranchi, K. Steiner, A. Glieder, I. Hajnal, R. Sheldon, S. Pelt and M. Winkler, *Recent Pat. Biotechnol.*, 2013, **7**, 197–206.
- 10 M. A. Kassim and K. Rumbold, *Biotechnol. Lett.*, 2014, **36**, 223–228.
- 11 M. Dadashipour, M. Yamazaki, K. Momono, K. Tamura, K. Fuhshuku, Y. Kanase, E. Uchimura, G. Kaiyun and Y. Asano, *J. Biotechnol.*, 2011, **153**, 100–110.
- 12 M. Asif and T. C. Bhalla, *Catal. Lett.*, 2016, 1–10.
- 13 I. Hajnal, A. Łyskowski, U. Hanefeld, K. Gruber, H. Schwab and K. Steiner, *FEBS J.*, 2013, **280**, 5815–5828.
- 14 M. Zagrobelyny, S. Bak and B. L. Møller, *Phytochemistry*, 2008, **69**, 1457–1468.
- 15 M. Dadashipour, Y. Ishida, K. Yamamoto and Y. Asano, *Proc. Natl. Acad. Sci.*, 2015, **112**, 10605–10610.
- 16 F. Wöhler and J. Liebig, *J. Ann. Chim.*, 1837, 185–209.
- 17 L. Rosenthaler, *Biochem. Z.*, 1908, **14**, 238–253.
- 18 P. Wyatt and S. Warren, in *Organic Synthesis Strategy and Control*, John Wiley & Sons, Ltd., 2007, pp. 652–679.
- 19 J. Clayden, N. Greeves and S. Warren, in *Organic Chemistry*, Oxford University Press Inc., New York, 2012, pp. 1102–1133.
- 20 R. K. Henderson, C. Jimenez-Gonzalez, C. Preston, D. J. C. Constable and J. M. Woodley, *Ind. Biotechnol.*, 2008, **4**, 180–193.
- 21 R. Hatti-Kaul, U. Törnqvist, L. Gustafsson and P. Börjesson, *Trends Biotechnol.*, 2007, **25**, 119–124.
- 22 D. J. Pollard and J. M. Woodley, *Trends Biotechnol.*, 2007, **25**, 66–73.
- 23 W. Wang, X. Liu, L. Lin and X. Feng, *Eur. J. Org. Chem.*, 2010, 4751–4769.
- 24 N. H. Khan, R. I. Kureshy, S. H. R. Abdi, S. Agrawal and R. V. Jasra, *Coord. Chem. Rev.*, 2008, **252**, 593–623.
- 25 D. T. Mowry, *Chem. Rev.*, 1948, **42**, 189–283.
- 26 J. N. Andexer, J. V. Langermann, U. Kragl and M. Pohl, *Trends Biotechnol.*, 2009, **27**, 599–607.
- 27 Z. Liu, B. Pscheidt, M. Avi, R. Gaisberger, F. S. Hartner, C. Schuster, W. Skranc, K. Gruber and A. Glieder, *ChemBioChem*, 2008, **9**, 58–61.
- 28 M. Avi, R. M. Wiedner, H. Griengl and H. Schwab, *Chem. – Eur. J.*, 2008, **14**, 11415–11422.
- 29 R. Wiedner, B. Kothbauer, T. Pavkov-Keller, M. Gruber-Khadjawi, K. Gruber, H. Schwab and K. Steiner, *ChemCatChem*, 2015, **7**, 325–332.
- 30 Y. Asano and N. Kawahara, *Ind. Biotechnol.*, 2016, **12**, 91–97.
- 31 J. von Langermann, J.-K. Guterl, M. Pohl, H. Wajant and U. Kragl, *Bioprocess Biosyst. Eng.*, 2008, **31**, 155–161.
- 32 B. Pscheidt, Z. Liu, R. Gaisberger, M. Avi, W. Skranc, K. Gruber, H. Griengl and A. Glieder, *Adv. Synth. Catal.*, 2008, **350**, 1943–1948.
- 33 W. F. Willeman, U. Hanefeld, A. J. J. Straathof and J. J. Heijnen, *Enzyme Microb. Technol.*, 2000, **27**, 423–433.
- 34 J.-K. Guterl, J. N. Andexer, T. Sehl, J. von Langermann, I. Frindl-Wosch, T. Rosenkranz, J. Fitter, K. Gruber, U. Kragl, T. Eggert and M. Pohl, *J. Biotechnol.*, 2009, **141**, 166–173.
- 35 J. von Langermann, A. Mell, E. Paetzold, T. Daußmann and U. Kragl, *Adv. Synth. Catal.*, 2007, **349**, 1418–1424.
- 36 P. Zandbergen, J. van der Linden, J. Brussee and A. van der Gen, *Synth. Commun.*, 1991, **21**, 1387–1391.
- 37 A. M. C. H. van den Nieuwendijk, M. Ruben, S. E. Engelsma, M. D. P. Risseuw, R. J. B. H. N. van den Berg, R. G. Boot, J. M. Aerts, J. Brussee, G. A. van der Marel and H. S. Overkleeft, *Org. Lett.*, 2010, **12**, 3957–3959.
- 38 A. M. C. H. van den Nieuwendijk, R. J. B. H. N. van den Berg, M. Ruben, M. D. Witte, J. Brussee, R. G. Boot, G. A. van der Marel, J. M. F. G. Aerts and H. S. Overkleeft, *Eur. J. Org. Chem.*, 2012, 3437–3446.
- 39 M. Avi, R. Gaisberger, S. Feichtenhofer and H. Griengl, *Tetrahedron*, 2009, **65**, 5418–5426.
- 40 D. J. Vugts, L. Veum, K. al-Mafraji, R. Lemmens, R. F. Schmitz, F. J. J. de Kanter, M. B. Groen, U. Hanefeld and R. V. A. Orru, *Eur. J. Org. Chem.*, 2006, 1672–1677.
- 41 D. J. Vugts, H. Aktas, K. Al-Mafraji, F. J. J. de Kanter, E. Ruijter, M. B. Groen and R. V. A. Orru, *Eur. J. Org. Chem.*, 2008, 1336–1339.
- 42 A. Hietanen, F. S. Ekholm, R. Leino and L. T. Kanerva, *Eur. J. Org. Chem.*, 2010, 6974–6980.
- 43 A. Hietanen and L. T. Kanerva, *Eur. J. Org. Chem.*, 2012, 2729–2737.
- 44 C. Kiritsis, S. Manta, V. Parmenopoulou, A. Dimopoulou, N. Kollatos, I. Papisotiriou, J. Balzarini and D. Komiotis, *Carbohydr. Res.*, 2012, **364**, 8–14.
- 45 B. Ritzen, M. C. M. van Oers, F. L. van Delft and F. P. J. T. Rutjes, *J. Org. Chem.*, 2009, **74**, 7548–7551.
- 46 B. Ritzen, S. Hoekman, E. D. Verdasco, F. L. van Delft and F. P. J. T. Rutjes, *J. Org. Chem.*, 2010, **75**, 3461–3464.
- 47 B. Ritzen, G. J. J. Richelle, L. Brocken, F. L. van Delft and F. P. J. T. Rutjes, *Synlett*, 2014, **25**, 270–274.
- 48 F. Effenberger, *Angew. Chem. Int. Ed.*, 1994, **33**, 1555–1564.
- 49 A. S. K. Hashmi, F. Ata, P. Haufe and F. Rominger, *Tetrahedron*, 2009, **65**, 1919–1927.
- 50 Y. Yan, D. En, Z. Zhuang, Y. Guo and W.-W. Liao, *Tetrahedron Lett.*, 2014, **55**, 479–482.
- 51 F. L. Cabirol, A. E. C. Lim, U. Hanefeld and R. A. Sheldon, *Org. Process Res. Dev.*, 2010, **14**, 114–118.
- 52 F. L. Cabirol, Doctoral Thesis, Technische Universiteit Delft, ISBN 978-0-615-38055-1, 2010. link: <http://repository.tudelft.nl/view/ir/uuid%3Ad0f437b4-7df4-454f-9dad-88e279650784/>
- 53 A. He and J. R. Falck, *J. Am. Chem. Soc.*, 2010, **132**, 2524–2525.
- 54 Y. Hamashima, D. Sawada, M. Kanai and M. Shibasaki, *J. Am. Chem. Soc.*, 1999, **121**, 2641–2642.
- 55 M. A. Wijdeven, R. J. F. van den Berg, R. Wijtmans, P. N. M. Botman, R. H. Blaauw, H. E. Schoemaker, F. L. van Delft and F. P. J. T. Rutjes, *Org. Biomol. Chem.*, 2009, **7**, 2976–2980.
- 56 M. A. Wijdeven, R. Wijtmans, R. J. F. van den Berg, W. Noorduyn, H. E. Schoemaker, T. Sonke, F. L. van Delft, R. H. Blaauw, R. W. Fitch, T. F. Spande, J. W. Daly and F. P. J. T. Rutjes, *Org. Lett.*, 2008, **10**, 4001–4003.
- 57 W. Lu, P. Chen and G. Lin, *Tetrahedron*, 2008, **64**, 7822–7827.
- 58 T. Das, T. Mahapatra and S. Nanda, *Tetrahedron Lett.*, 2012, **53**, 1186–1189.
- 59 R. K. Rej and S. Nanda, *Eur. J. Org. Chem.*, 2014, **2014**, 860–871.
- 60 R. K. Rej, T. Das, S. Hazra and S. Nanda, *Tetrahedron Asymmetry*, 2013, **24**, 913–918.
- 61 R. Bhunya, T. Mahapatra and S. Nanda, *Tetrahedron Asymmetry*, 2009, **20**, 1526–1530.
- 62 R. Bhunya and S. Nanda, *Tetrahedron Lett.*, 2012, **53**, 1990–1992.
- 63 T. Reiss and B. Breit, *Chem. – Eur. J.*, 2009, **15**, 6345–6348.
- 64 Y. Schmidt, K. Lehr, U. Breuninger, G. Brand, T. Reiss and B. Breit, *J. Org. Chem.*, 2010, **75**, 4424–4433.
- 65 C. Mateo, J. M. Palomo, L. M. van Langen, F. van Rantwijk and R. A. Sheldon, *Biotechnol. Bioeng.*, 2004, **86**, 273–276.

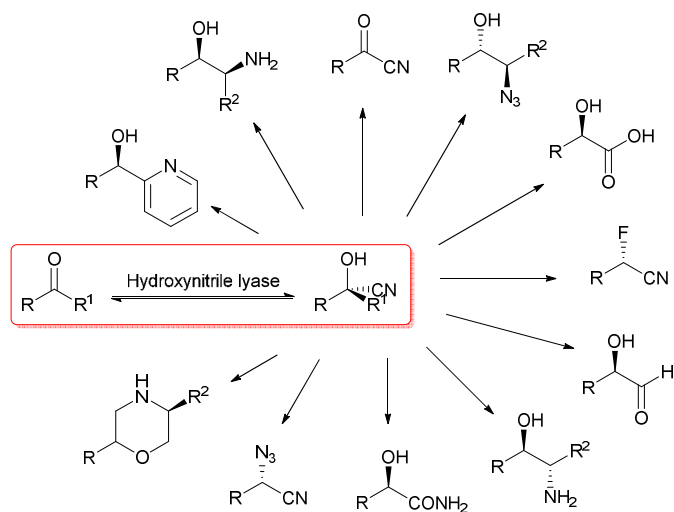


## ARTICLE

Journal Name

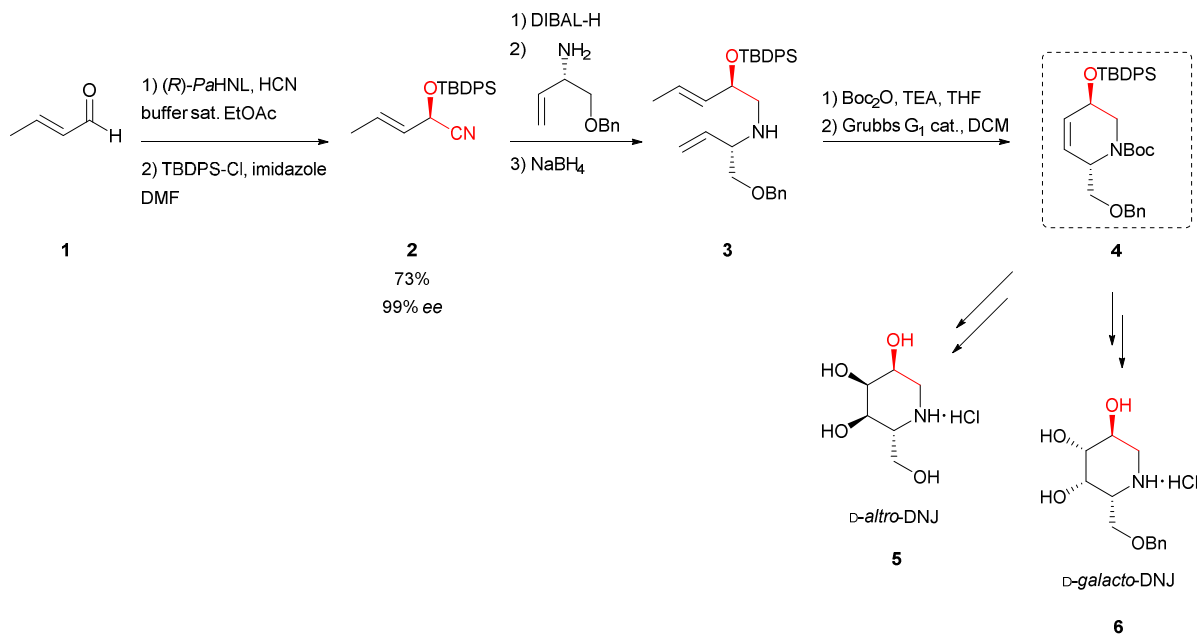
- 66 D. Costes, E. Wehtje and P. Adlercreutz, *J. Mol. Catal. B Enzym.*, 2001, **11**, 607–612.
- 67 R. A. Sheldon, *Org. Process Res. Dev.*, 2011, **15**, 213–223.
- 68 R. A. Sheldon, *Appl. Microbiol. Biotechnol.*, 2011, **92**, 467–477.
- 69 G. Torrelo, N. van Midden, R. Stloukal and U. Hanefeld, *ChemCatChem*, 2014, **6**, 1096–1102.
- 70 D. Yildirim, S. S. Tükel and D. Alagöz, *Biotechnol. Prog.*, 2014, **30**, 818–827.
- 71 M. Paravidino, M. J. Sorgedraeger, R. V. A. Orru and U. Hanefeld, *Chem. – Eur. J.*, 2010, **16**, 7596–7604.
- 72 F. van Rantwijk and A. Stolz, *J. Mol. Catal. B Enzym.*, 2015, **114**, 25–30.
- 73 A. Chmura, S. Rustler, M. Paravidino, F. van Rantwijk, A. Stolz and R. A. Sheldon, *Tetrahedron Asymmetry*, 2013, **24**, 1225–1232.
- 74 M. Diener, B. Kopka, M. Pohl, K.-E. Jaeger and U. Krauss, *ChemCatChem*, 2016, **8**, 142–152.
- 75 L. Veum, U. Hanefeld and A. Pierre, *Tetrahedron*, 2004, **60**, 10419–10425.
- 76 D. Okrob, M. Paravidino, R. V. A. Orru, W. Wiechert, U. Hanefeld and M. Pohl, *Adv. Synth. Catal.*, 2011, **353**, 2399–2408.
- 77 J. von Langermann, S. Wapenhesch, *Adv. Synth. Catal.*, 2014, **14-15**, 2989–2997.
- 78 A. Brahma, B. Musio, U. Ismayilova, N. Nikbin, S. Kamptmann, P. Siegert, G. Jeromin, S. Ley and M. Pohl, *Synlett*, 2015, **27**, 262–266.
- 79 M. M. E. Delville, K. Koch, J. C. M. van Hest and F. P. J. T. Rutjes, *Org. Biomol. Chem.*, 2015, **13**, 1634–1638.
- 80 K. Koch, R. J. F. van den Berg, P. J. Nieuwland, R. Wijtman, H. E. Schoemaker, J. C. M. van Hest and F. P. J. T. Rutjes, *Biotechnol. Bioeng.*, 2008, **99**, 1028–1033.





R = H R<sup>1</sup> = aliphatic (un)saturated aldehydes, (un)substituted benzaldehydes, heteroaromatic aldehydes  
R ≠ H R<sup>1</sup> = methyl-, ethyl-, phenyl- and heterocyclic ketones, cyclo-hexanones

**Scheme 1. Enzymatic synthesis and follow-up chemistry of cyanohydrins.**

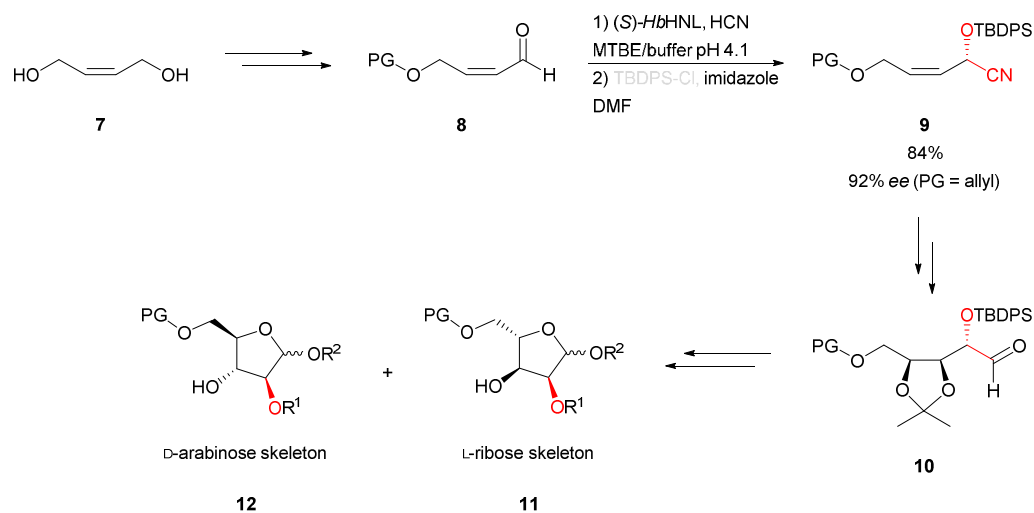
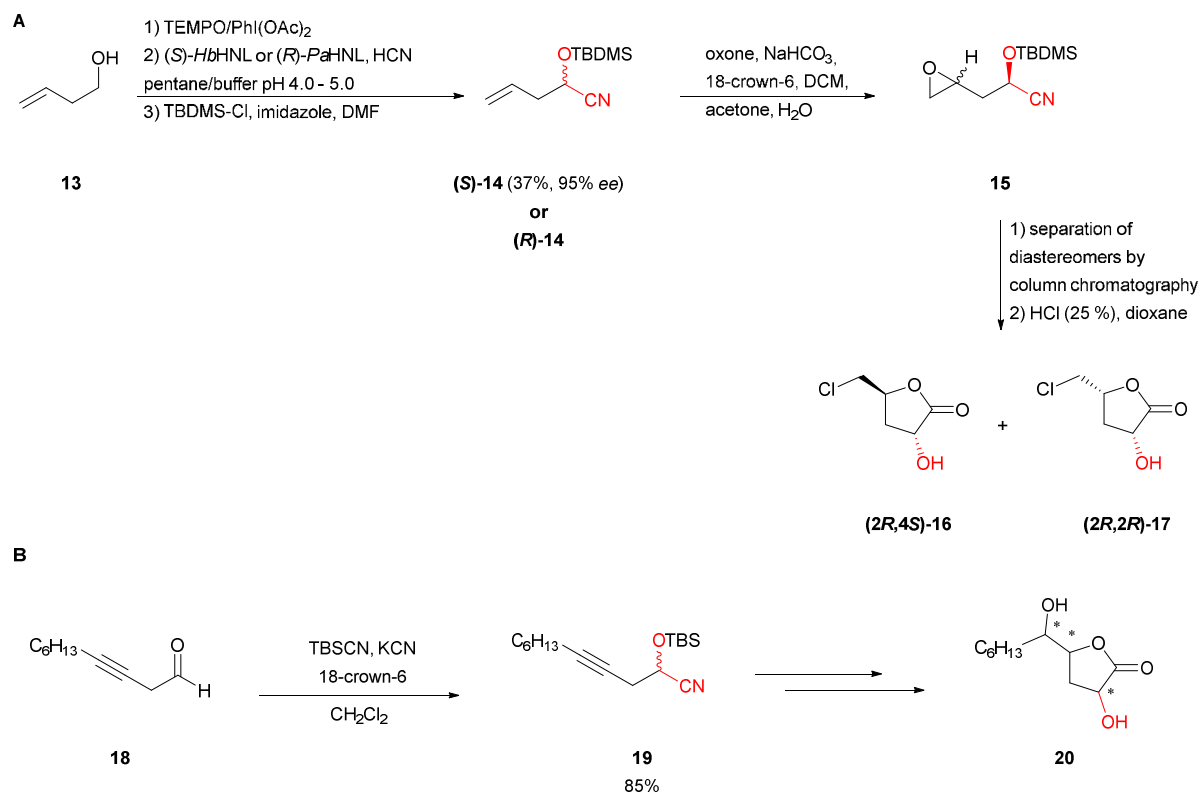


**Scheme 2. Synthesis of 1-deoxinojirimycin isomers.**<sup>37,38</sup>



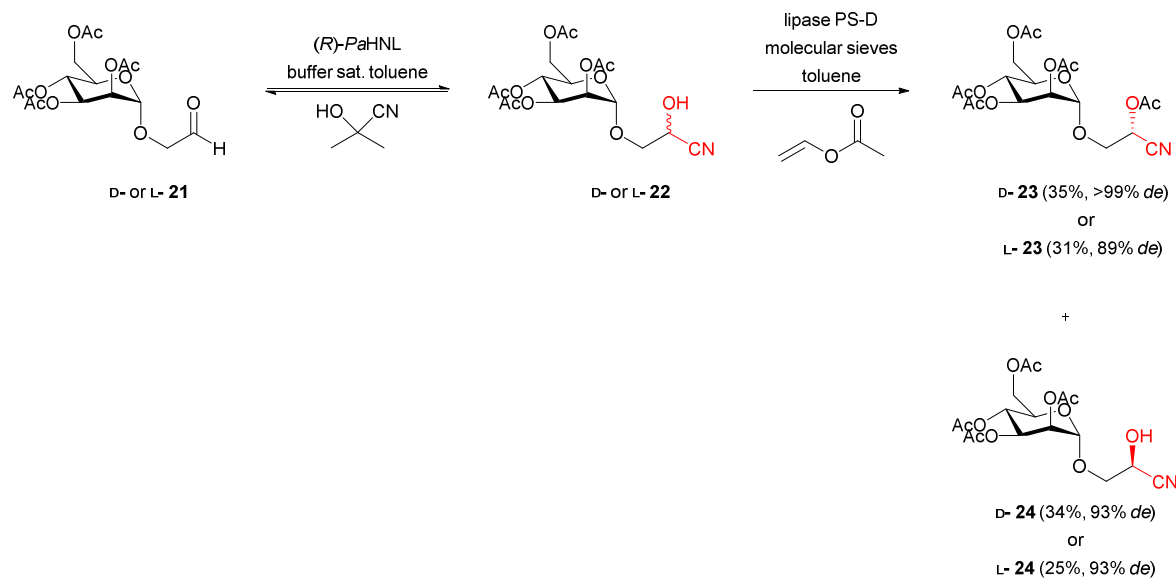
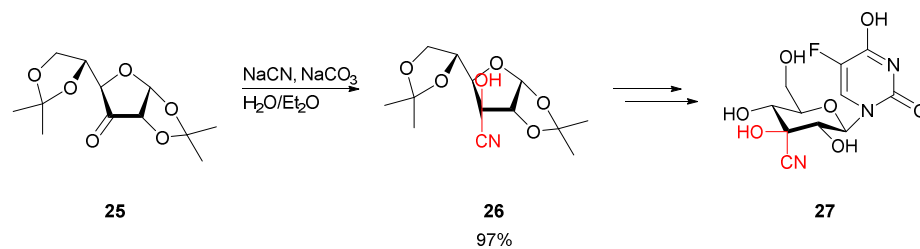
ARTICLE

Journal Name

Scheme 3. Synthesis of pentoses.<sup>39</sup>Scheme 4. Synthesis of A) 5'-chloro-3'-deoxyribofuranose and B) 3'-deoxy-5'-hexyl lactones.<sup>40,41</sup>

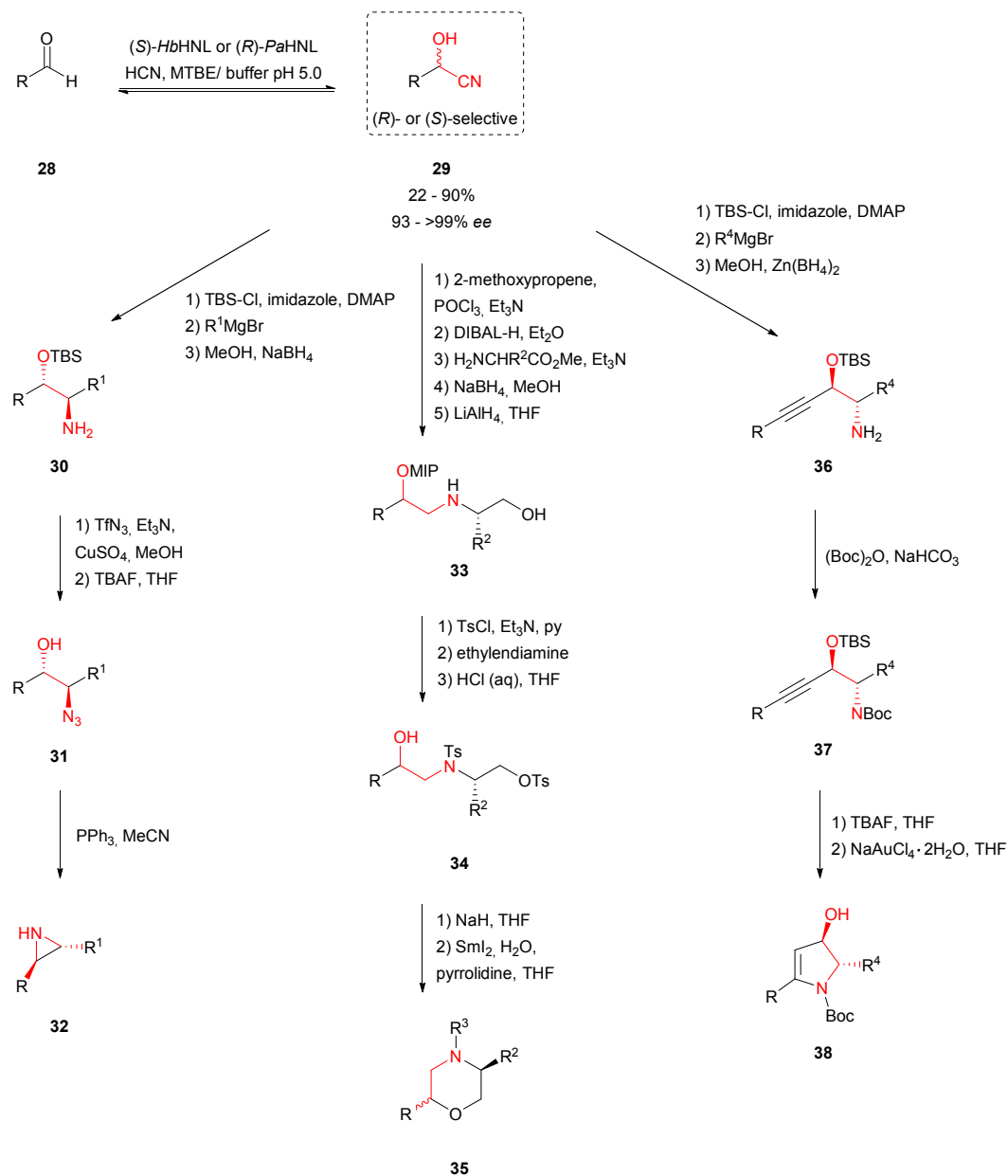
Journal Name

ARTICLE

Scheme 5. Chemo-enzymatic synthesis of D- and L-(2-cyano-2-hydroxy/acetoxymannosides).<sup>42,43</sup>Scheme 6. Synthesis of 3'-C-cyano nucleosides.<sup>44</sup>

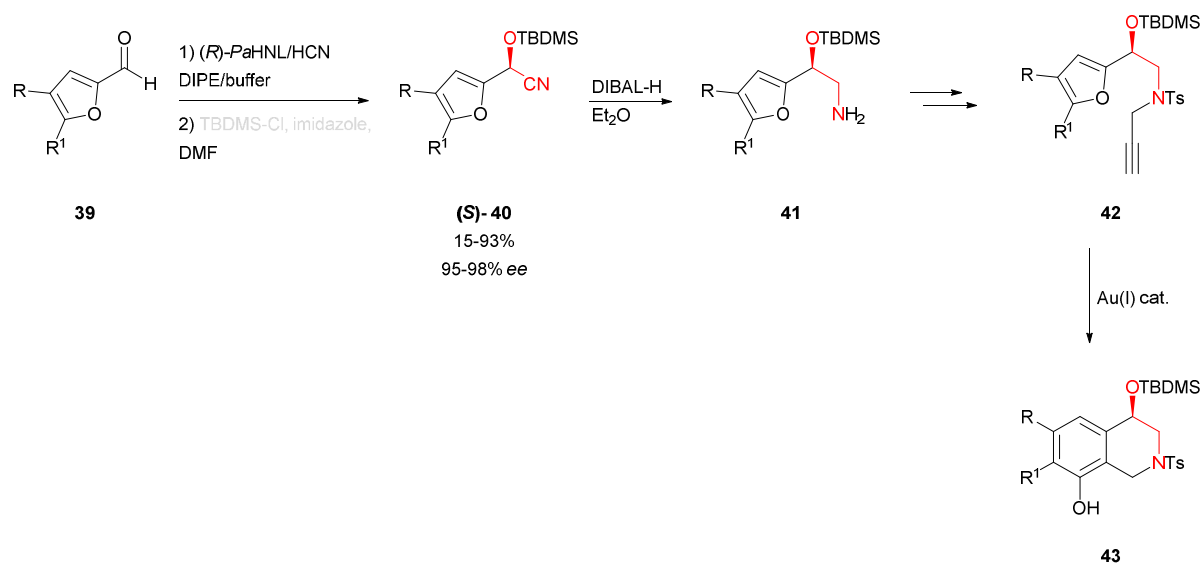
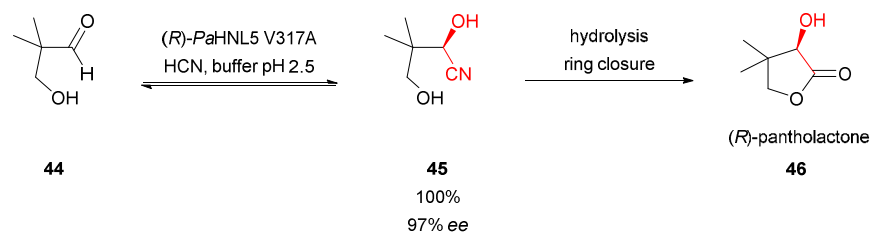
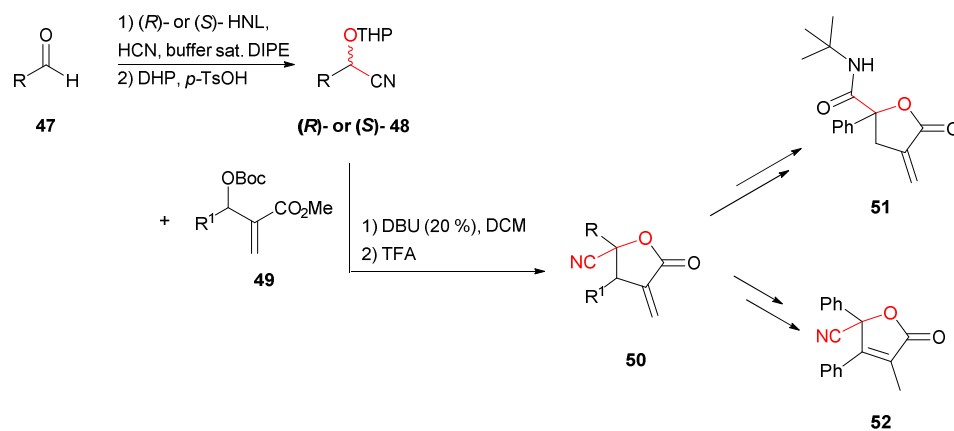
ARTICLE

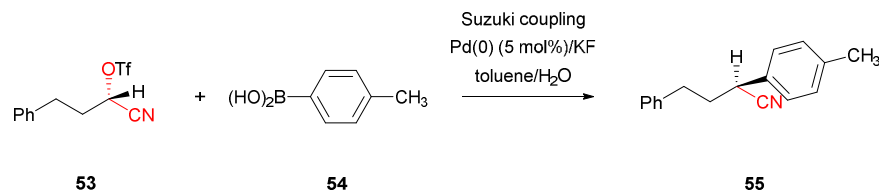
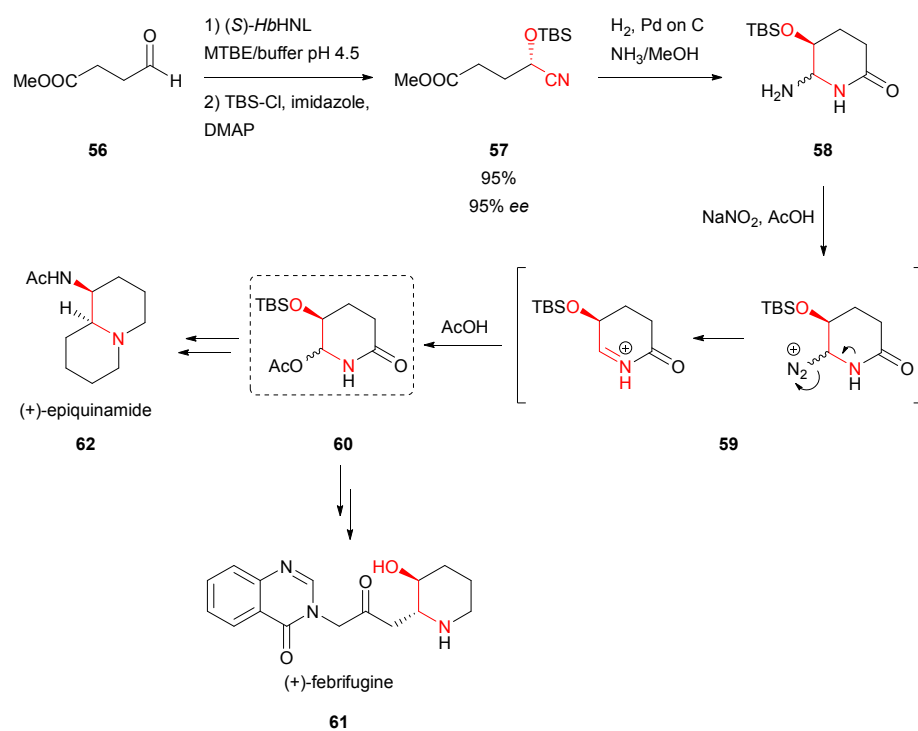
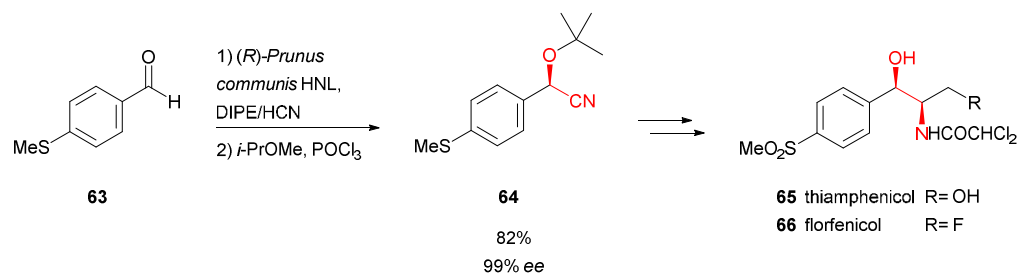
Journal Name

Scheme 7. Cyanohydrins as key intermediates in synthesis of  $N^1$ -containing heterocycles.<sup>45-47</sup>

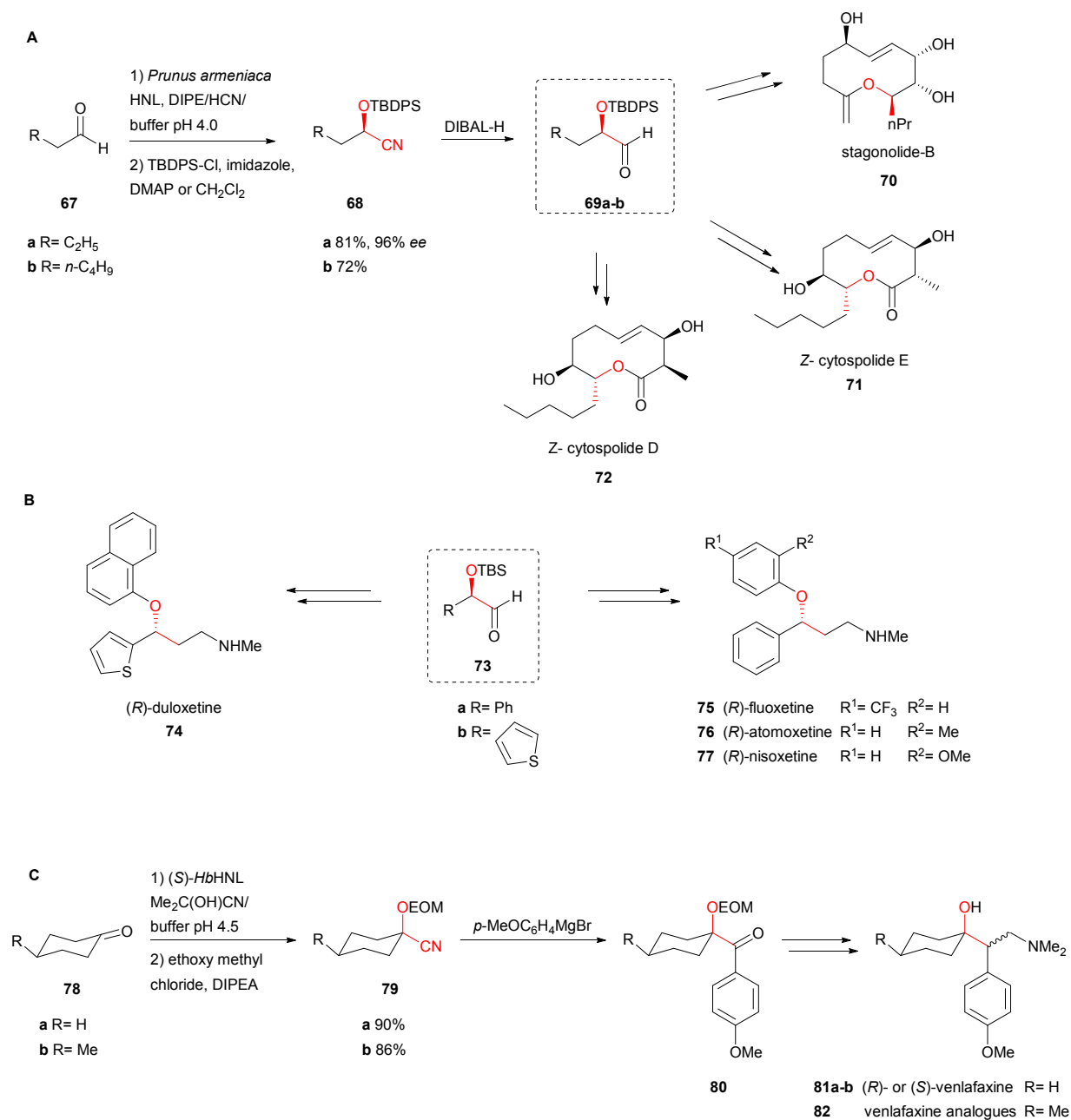
Journal Name

ARTICLE

Scheme 8. Synthesis of tetrahydroisoquinolines.<sup>49</sup>Scheme 9. Total synthesis of (*R*)-pantholactone.<sup>32</sup>Scheme 10. Synthesis of  $\alpha$ -methylene- $\gamma$ -butyrolactones.<sup>50,52</sup>

Scheme 11. Pd-catalysed Suzuki cross-coupling of alkyl  $\alpha$ -cyanohydrin triflates.<sup>53,54</sup>Scheme 12. Total synthesis of (+)-febrifugine and (+)-epiquinamide.<sup>55,56</sup>Scheme 13. Total synthesis thiamphenicol and florfenicol.<sup>57</sup>





Scheme 14. Total synthesis of A) (Z)-cytospolide D and E, stagonolide-B, B) (*R*)-fluoxetine, (*R*)-atomoxetine, (*R*)-nisoxetine and (*R*)-duloxetine, C) (*R*)- and (*S*)-venlafaxine.<sup>58–60,62</sup>

ARTICLE

Journal Name

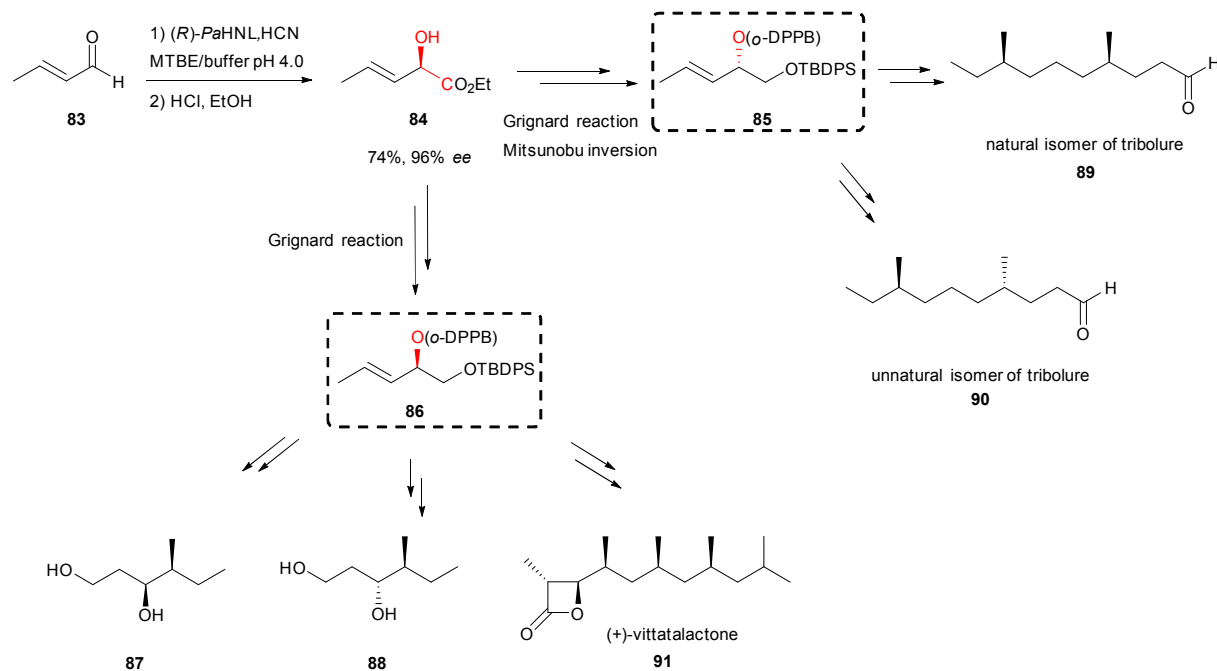
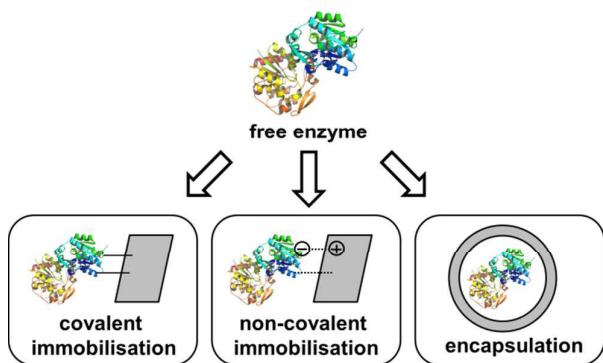
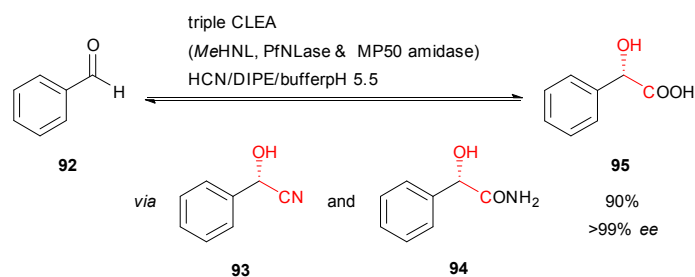
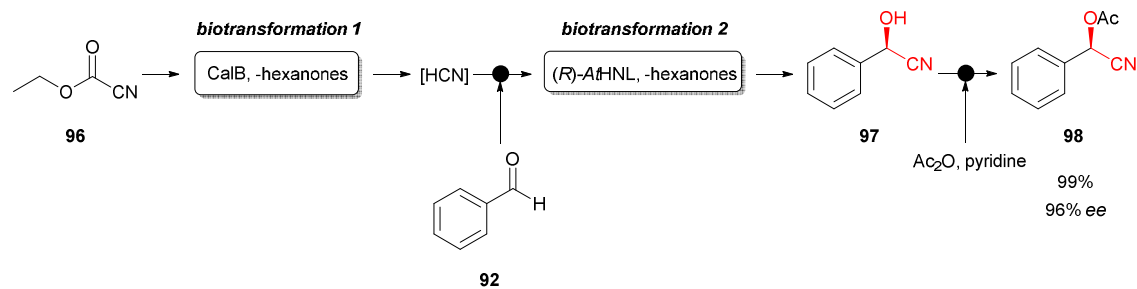
Scheme 15. Total synthesis of (+)-vittatalactone and tribolure natural and unnatural isomers.<sup>63,64</sup>

Figure 1. Concepts of hydroxynitrile lyase immobilization

Scheme 16. Triple-CLEA-catalysed synthesis of (*S*)-mandelic acid.<sup>73</sup>

Journal Name

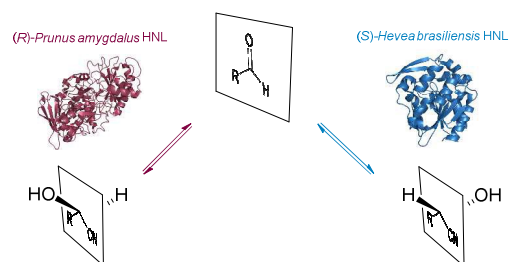
ARTICLE



Scheme 17. Orthogonal biocatalytic synthesis of chiral *O*-acetylcyanohydrins with immobilized CalB and AtHNL.<sup>78</sup>

### Graphical abstract

Ever since their first application in 1908, HNLs are going strong in enantioselective cyanohydrin synthesis.





*Jan von Langermann obtained his PhD (chemical engineering) under the supervision of Prof. Udo Kragl in 2008 from the University of Rostock. From 2008 to 2011 he joined the research group of Prof. Andreas Seidel-Morgenstern as a Postdoctoral Fellow at the Max-Planck-Institute in Magdeburg, Germany. Afterwards he moved to the University of Minnesota, USA for further postdoctoral studies at the Biotechnology Institute in the research group of Prof. Romas Kazlauskas. Since 2013 he is a Junior Research Group Leader at the Institute of Chemistry at the University of Rostock. His research is focused on the development of compartmented biocatalytic processes, especially for cascade reactions, and crystallization techniques within integrated reaction systems.*





*Hanna Busch received her M.Sc. degree in chemistry from the University of Rostock in 2015 where Dr. Jan von Langermann introduced her to the field of hydroxynitrile lyases. During her post graduate studies she visited the Manchester Institute of Biotechnology (2014-2015) working in the laboratories of Professor Sabine Flitsch and Professor Nicholas Turner. In 2015, she started her Ph.D. studies at the Delft University of Technology under the guidance of Professor Ulf Hanefeld studying the stereoselective, enzyme-catalysed water addition to double bonds.*





*Paula Bracco obtained her M.Sc. Pharm. Chemistry degree from the Universidad de la República, Montevideo (Uruguay). During her period as research assistant at the organic chemistry department, Prof. Seoane introduced her to a new area of interest: Biocatalysis. In this field she obtained her first scholarship from the OPCW which took place at Surrey University (UK) during 2007. In 2010, she moved to Aachen (Germany) where she received her Ph.D. title from RWTH Aachen, under the supervision of Prof. Schallmey. After her first postdoctoral position at Universiteit van Amsterdam during 2014, she joined Prof. Hanefeld's group where she is involved in biocatalysis and protein engineering related projects.*





*Ulf Hanefeld was born in 1966 in Köln, Germany, and grew up in then (West) Berlin and London. In 1993 he received his PhD from the Georg-August-Universität zu Göttingen, having performed the research both with Prof. H. Laatsch (Göttingen) and Prof. H. G. Floss (Seattle). After postdoctoral years with Prof. C. W. Rees (Imperial College London), Prof. J. Staunton (Cambridge) and Prof. J. J. Heijnen and Dr. A. J. J. Straathof (TU Delft), he received a fellowship from the Royal Netherlands Academy of Arts and Sciences (KNAW). He rose through the ranks at the Technische Universiteit Delft and his research in Delft focuses on enzymes, in particular HNLs, their immobilisation and application in organic synthesis.*

